

- [54] **VEHICLE SIDE RAIL**
- [75] Inventor: **Ray G. Mareydt, Warren, Mich.**
- [73] Assignee: **Four Star Corporation, Troy, Mich.**
- [**] Term: **14 Years**
- [21] Appl. No.: **274,024**
- [22] Filed: **Jun. 15, 1981**
- [51] Int. Cl. **D12-16**
- [52] U.S. Cl. **D12/155; D12/157**
- [58] Field of Search **D12/157, 155; 296/36; 224/322, 323, 326, 325; 248/499, 503**
- [56] **References Cited**
U.S. PATENT DOCUMENTS
D. 264,203 5/1982 Bott D12/157

3,223,301 12/1965 Helm 224/326
3,325,068 6/1967 Helm 224/326

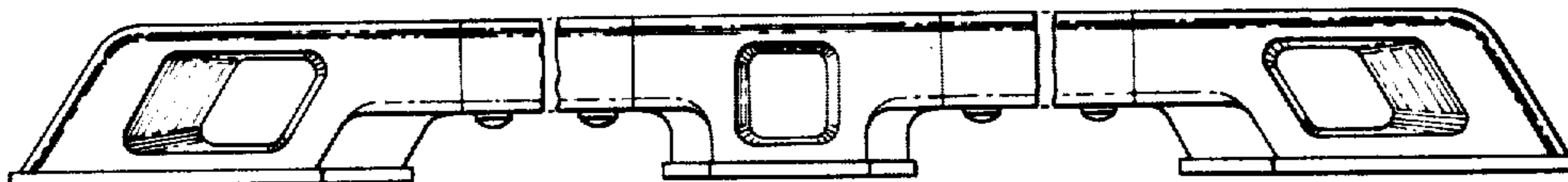
Primary Examiner—James M. Gandy
Attorney, Agent, or Firm—Brooks & Kushman

[57] **CLAIM**

The ornamental design for a vehicle side rail, substantially as shown and described.

DESCRIPTION

FIG. 1 is a side elevation view of a vehicle side rail showing my new design broken away at two locations to indicate indeterminate length, it being understood that the opposite side is a mirror image thereof; FIG. 2 is a top plan view thereof; FIG. 3 is an end elevation view thereof; and FIG. 4 is a fragmented perspective view of a central portion of the vehicle side rail.



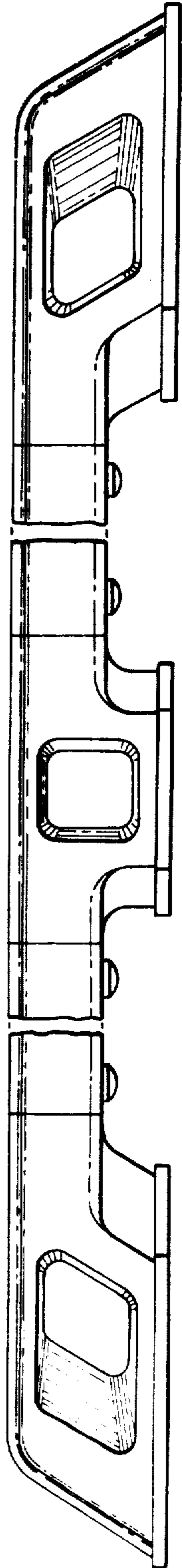


Fig. 1

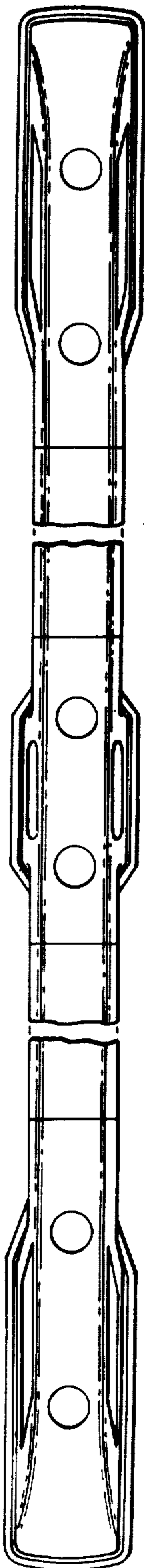


Fig. 2

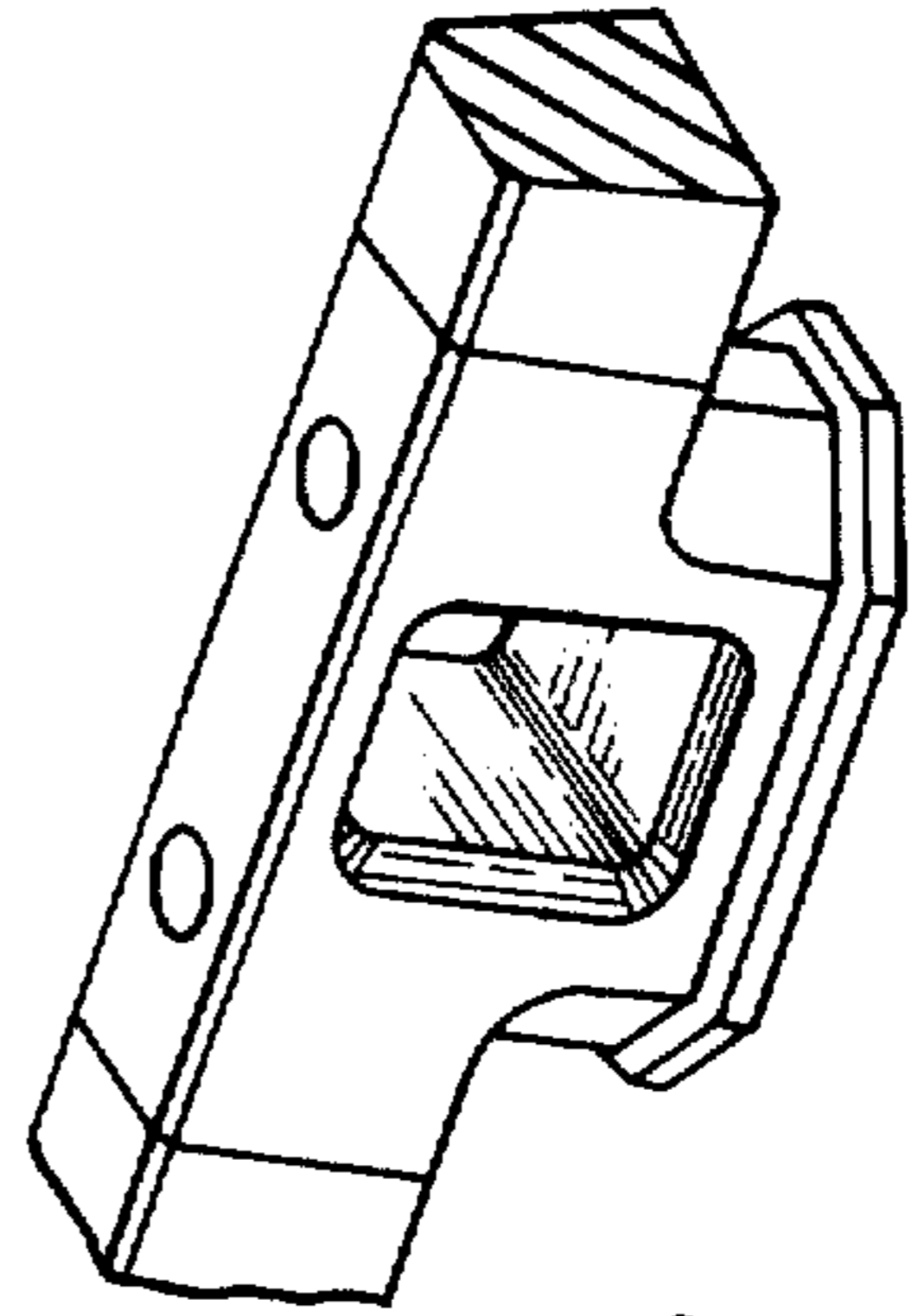


Fig. 4




Fig. 3