

[54] BRACKET FOR MOUNTING ON A WALL FOR SUPPORTING THE BUTT ENDS OF VERTICALLY ORIENTED FISHING RODS

3,487,947 11/1967 Bogar, Jr. .... 211/60  
3,537,595 11/1970 Mathisen ..... 211/60 R  
3,635,433 1/1972 Anderson ..... 211/60 R  
3,876,076 4/1975 Hazelhurst ..... 211/60 R

[75] Inventor: James T. Rumbaugh, Spirit Lake, Iowa

Primary Examiner—B. J. Bullock  
Attorney, Agent, or Firm—Kinney, Lange, Braddock, Westman & Fairbairn

[73] Assignee: Berkley and Company, Inc., Spirit Lake, Iowa

[57] CLAIM

[\*\*] Term: 14 Years

The ornamental design for a bracket for mounting on a wall for supporting the butt ends of vertically oriented fishing rods, as shown and described.

[21] Appl. No.: 336,882

[22] Filed: Jan. 4, 1982

DESCRIPTION

[51] Int. Cl. .... D6—04; D8—08

[52] U.S. Cl. .... D6/125; D8/373

[58] Field of Search ..... D6/114, 125, 157; D8/373; 211/13, 60 R, 87, 89, 68

FIG. 1 is a perspective view of a bracket for mounting on a wall for supporting the butt ends of vertically oriented fishing rods showing my new design, it being understood that the broken lines are for illustrative purposes only;

[56] References Cited

U.S. PATENT DOCUMENTS

D. 162,207 2/1951 Mettenleiter ..... D6/125  
D. 223,261 4/1972 Stahl ..... D6/114  
1,478,032 12/1923 Hine ..... 211/68  
2,721,680 10/1955 Steckman ..... 211/60 R

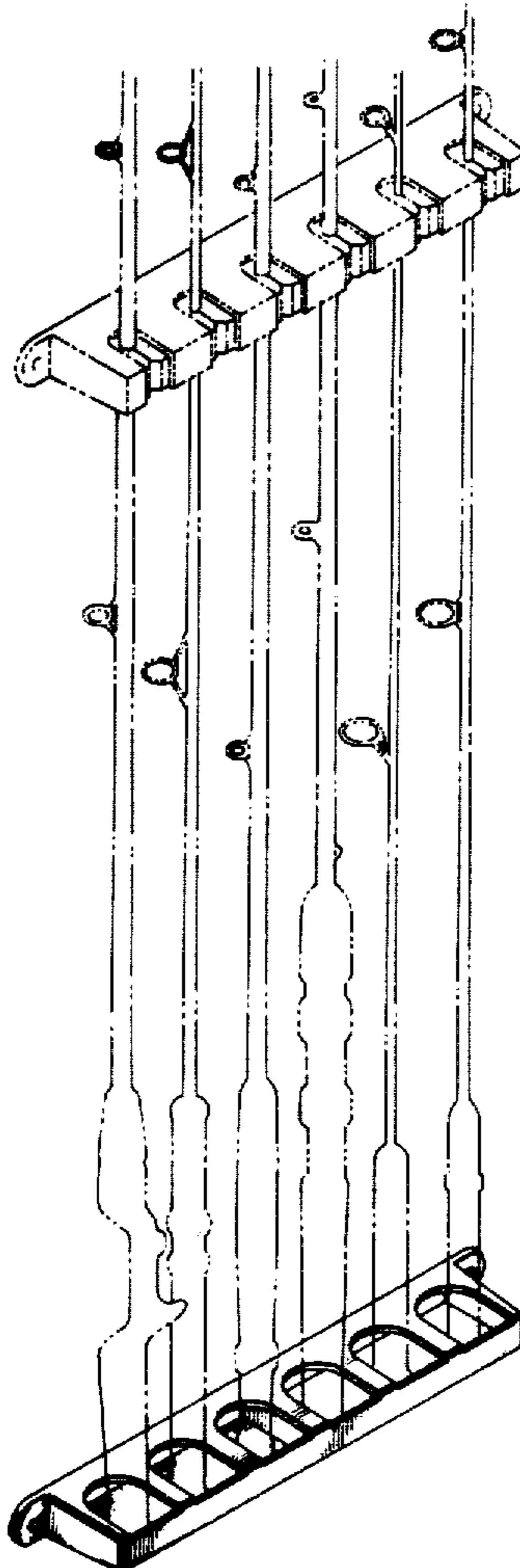
FIG. 2 is a top plan view thereof;

FIG. 3 is a bottom plan view thereof;

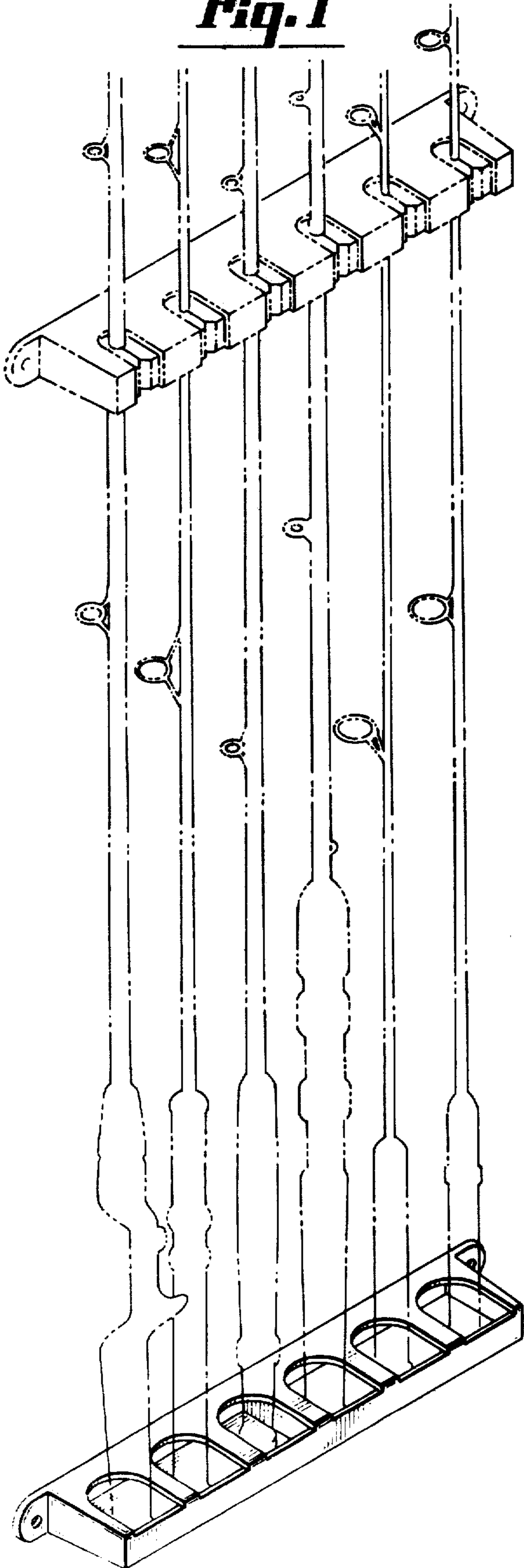
FIG. 4 is a front elevational view thereof;

FIG. 5 is a rear elevational view thereof;

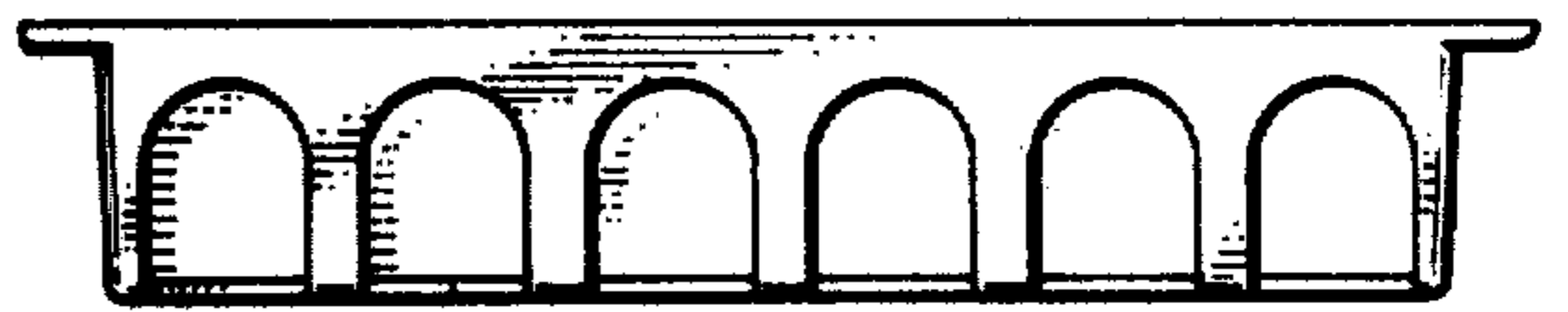
FIG. 6 is a side elevational view taken from the left of FIG. 4, the side opposite being a mirror image thereof.



***Fig. 1***



***Fig. 2***



***Fig. 3***



***Fig. 4***



***Fig. 5***



***Fig. 6***

