

[54] RADIO

[75] Inventors: John C. Coons; Jean M. Beirise, both of Cincinnati, Ohio; Richard E. Riley, Indianapolis, Ind.; James M. Gray, Greenwood, Ind.; Mark L. Stow, Indianapolis, Ind.

[73] Assignee: Masco Corporation of Indiana, Taylor, Mich.

[\*\*] Term: 14 Years

[21] Appl. No.: 322,519

[22] Filed: Nov. 18, 1981

[51] Int. Cl. .... D14-03

[52] U.S. Cl. .... D14/68; D14/70; D14/72; D14/95

[58] Field of Search ..... D14/1, 5-7, D14/52, 68, 70-76, 95, 99; 455/89

[56] References Cited

U.S. PATENT DOCUMENTS

D. 238,584 1/1976 Goldman et al. .... D14/95 X

D. 268,182 3/1983 Asano et al. .... D14/95 X

OTHER PUBLICATIONS

Sonab, Vällingby, Sweden, "Sonab HR100ZD" Spec Sheet, #L122 Feb.-74, front side.  
Sanyo Advertising Supplement to 6-4-79 Retailing Home Furnishings, p. "7", Item #RPM6950.  
CQ Magazine, 7/80, p. 64, Yaesu Ft-207 R.


Primary Examiner—Jane E. Corrigan  
Attorney, Agent, or Firm—Leon E. Redman; E. Dennis O'Connor

[57] CLAIM

The ornamental design for a radio, as shown.

DESCRIPTION

FIG. 1 is a front, top and left side perspective view of a radio showing our new design;  
FIG. 2 is a front elevational view;  
FIG. 3 is a right side elevational view;  
FIG. 4 is a left side elevational view;  
FIG. 5 is a rear elevational view;  
FIG. 6 is a top plan view; and  
FIG. 7 is a bottom plan view.



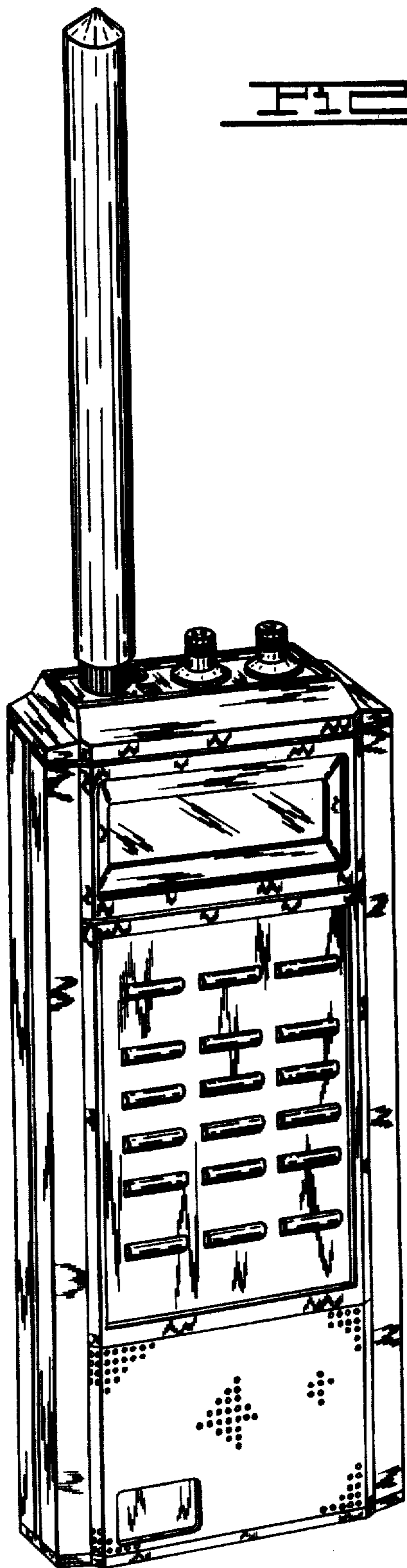


FIG. 1.




FIG. 2.

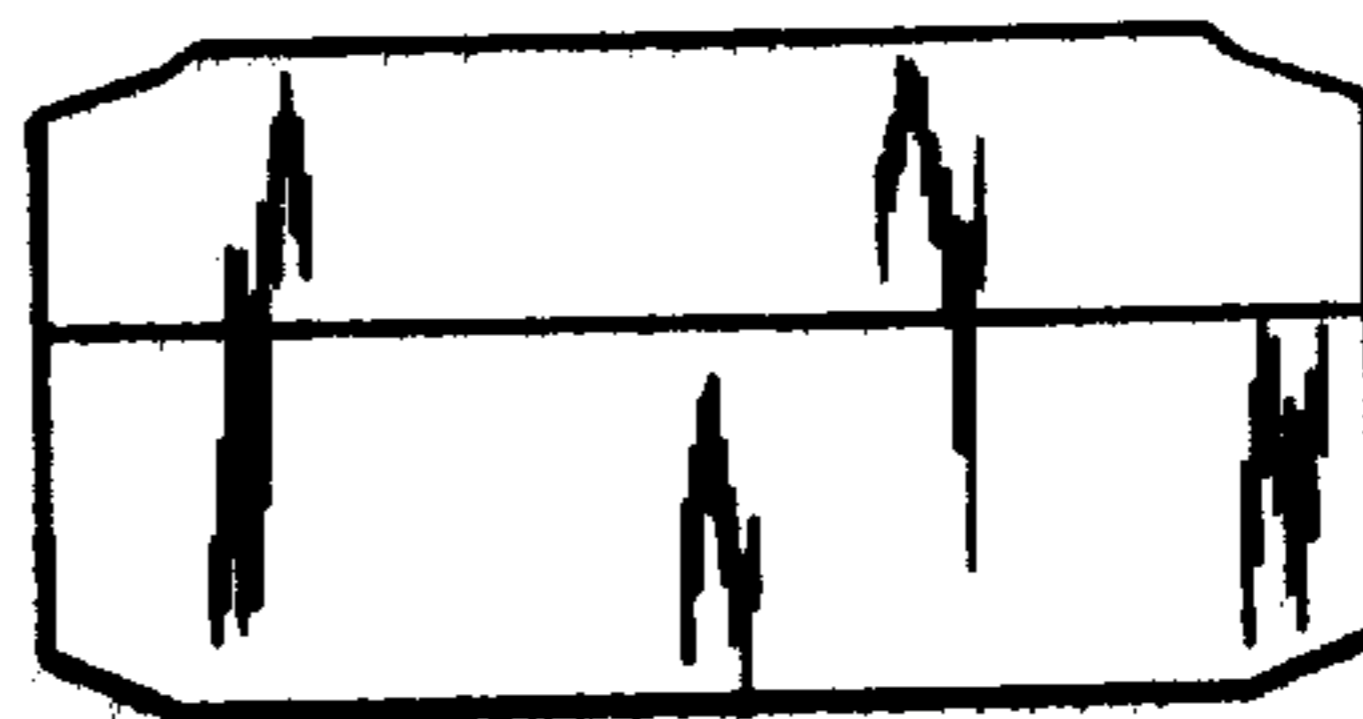


FIG. 3.




FIG. 4.




FIG. 2.




FIG. 3.




FIG. 5.