

[54] 180° CABLE STRAIN RELIEF AND COVER FOR AN ELECTRICAL CONNECTOR

[75] Inventors: Pete Cosmos; Earl W. McCleerey, both of Mechanicsburg, Pa.

[73] Assignee: AMP Incorporated, Harrisburg, Pa.

[**] Term: 14 Years

[21] Appl. No.: 306,030

[22] Filed: Sep. 28, 1981

[51] Int. Cl. D13-03

[52] U.S. Cl. D13/24

[58] Field of Search D13/24; 339/91 R, 92, 339/92 M, 103 R, 103 C, 103 M, 105, 107, 59 M, 206, 208, 75 M

[56] References Cited

U.S. PATENT DOCUMENTS

- D. 225,857 1/1973 Kourimsky D13/24
- 3,056,942 10/1962 Carbaugh et al. D13/24 X
- 3,904,265 9/1975 Hollyday et al. 339/103 M
- 3,995,947 12/1976 Lightner et al. 339/92 M

- 4,108,527 8/1978 Douty et al. 339/107
- 4,130,330 12/1978 Chandler 339/75 M
- 4,169,648 10/1979 Moist 339/103 R

Primary Examiner—Susan J. Lucas
Attorney, Agent, or Firm—Russell J. Egan

[57] CLAIM

The ornamental design for 180° cable strain relief and cover for an electrical connector, as shown and described.

DESCRIPTION

FIG. 1 is a perspective view of the 180° cable strain relief and cover for an electrical connector showing our new design;


FIG. 2 is a top plan view thereof on an enlarged scale;

FIG. 3 is a side elevation thereof on an enlarged scale;

FIG. 4 is a bottom plan view thereof on an enlarged scale;

FIG. 5 is an end elevation thereof on an enlarged scale; and

FIG. 6 is an opposite end elevation thereof on an enlarged scale.






FIG 1

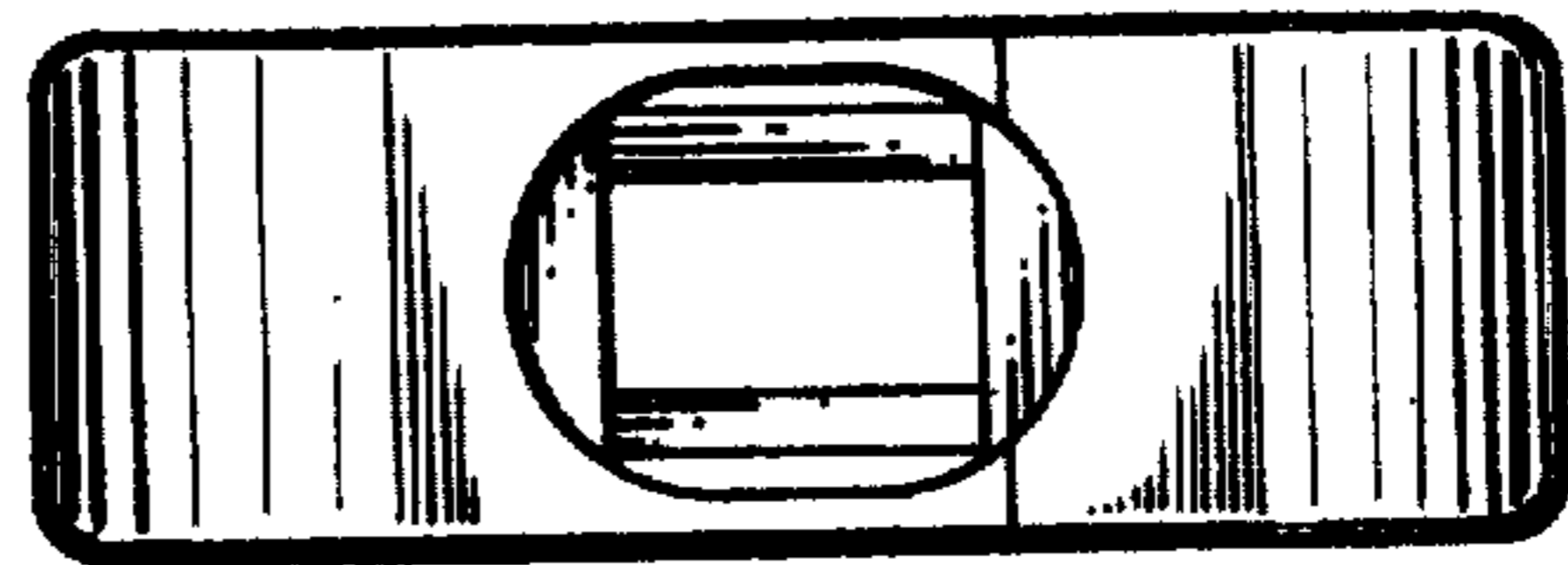


FIG 2




FIG 5

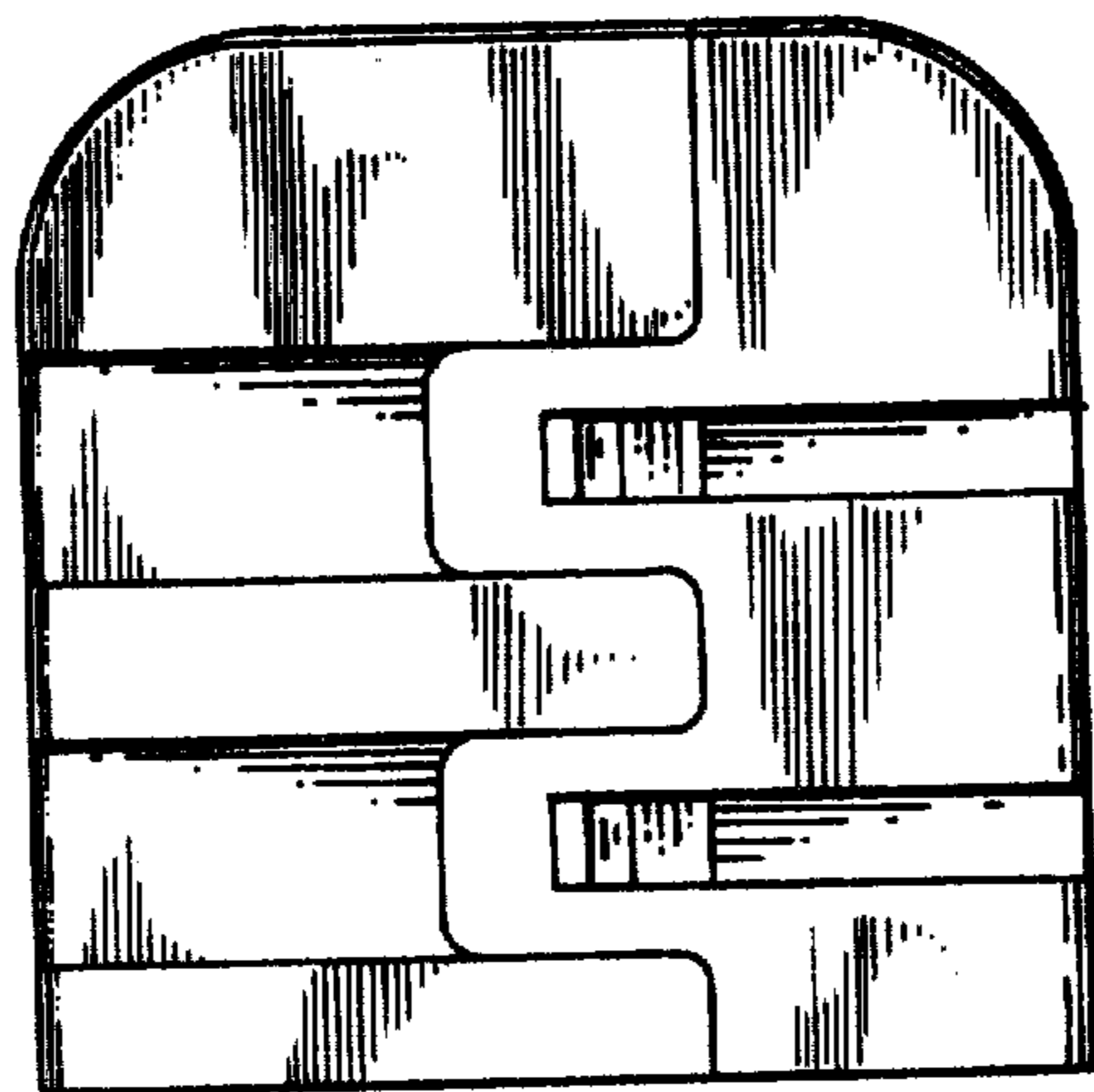


FIG 3




FIG 6

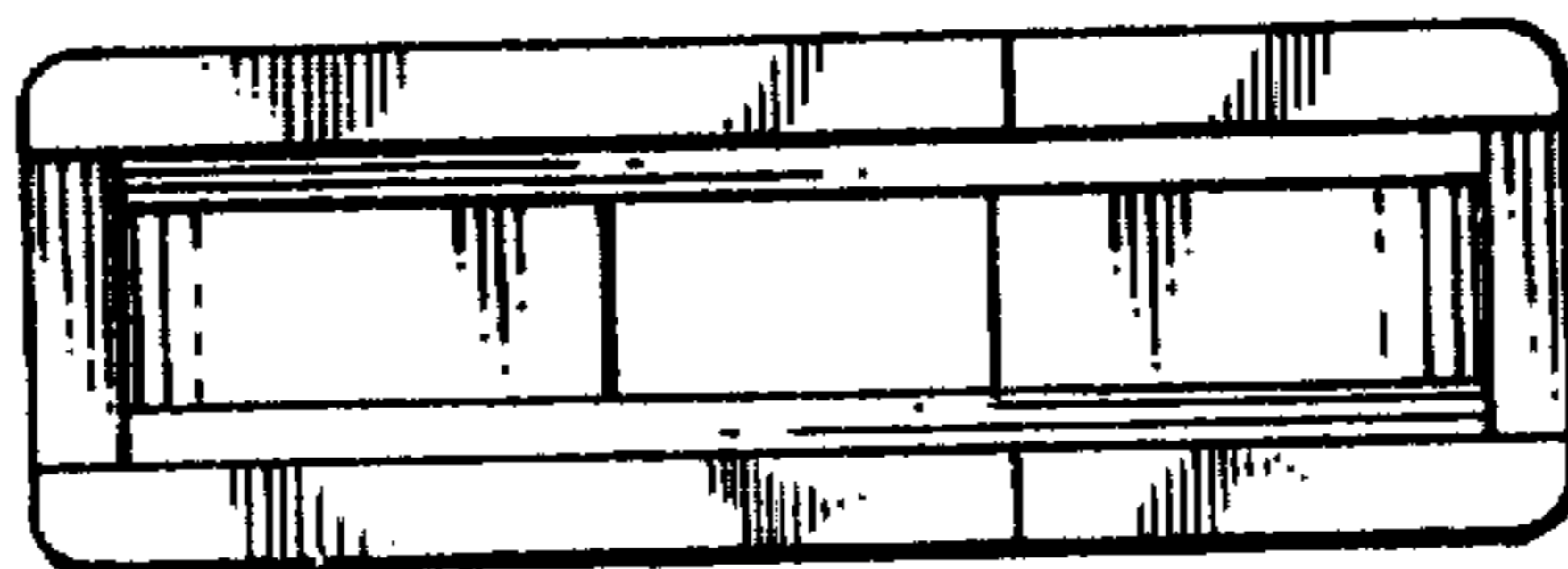


FIG 4