

[54] LOAD-TRANSFER DEVICE

[76] Inventor: Alan W. Tupper, The Weavers House, Castle Combe, Wiltshire, England

[\*\*] Term: 14 Years

[21] Appl. No.: 237,417

[22] Filed: Feb. 23, 1981

[30] Foreign Application Priority Data Aug. 28, 1980 [GB] United Kingdom ..... 966346

[51] Int. Cl. .... D12-05

[52] U.S. Cl. .... D34/33

[58] Field of Search ..... D34/33, 35; 104/96, 104/182

[56] References Cited

U.S. PATENT DOCUMENTS

506,037	10/1893	Forbes	104/182
904,119	11/1908	Downs	104/182
1,122,024	12/1914	O'Connell	104/182
1,429,007	9/1922	Wilson	104/182
3,922,972	12/1975	Junes	104/112
4,265,179	5/1981	Tupper et al.	104/182
4,352,330	10/1982	Tupper	104/96


Primary Examiner—James M. Gandy  
Attorney, Agent, or Firm—Scully, Scott, Murphy & Presser

[57] CLAIM

The ornamental design for a load-transfer device, as shown.

DESCRIPTION

FIG. 1 is a rear perspective view of a load transfer device showing my new design, FIG. 2 is a front perspective view thereof, and FIG. 3 is a side elevational view thereof.



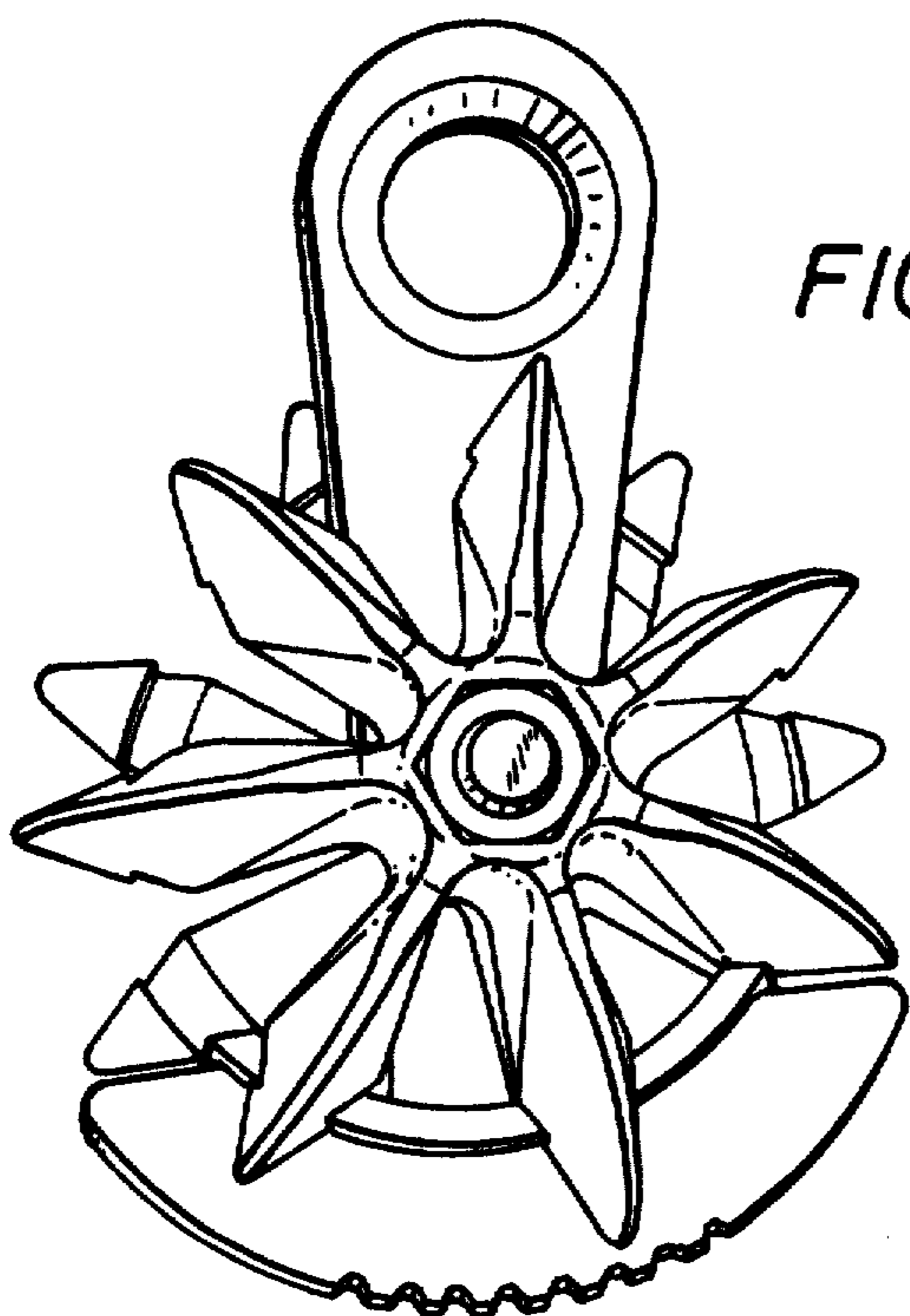


FIG. 1

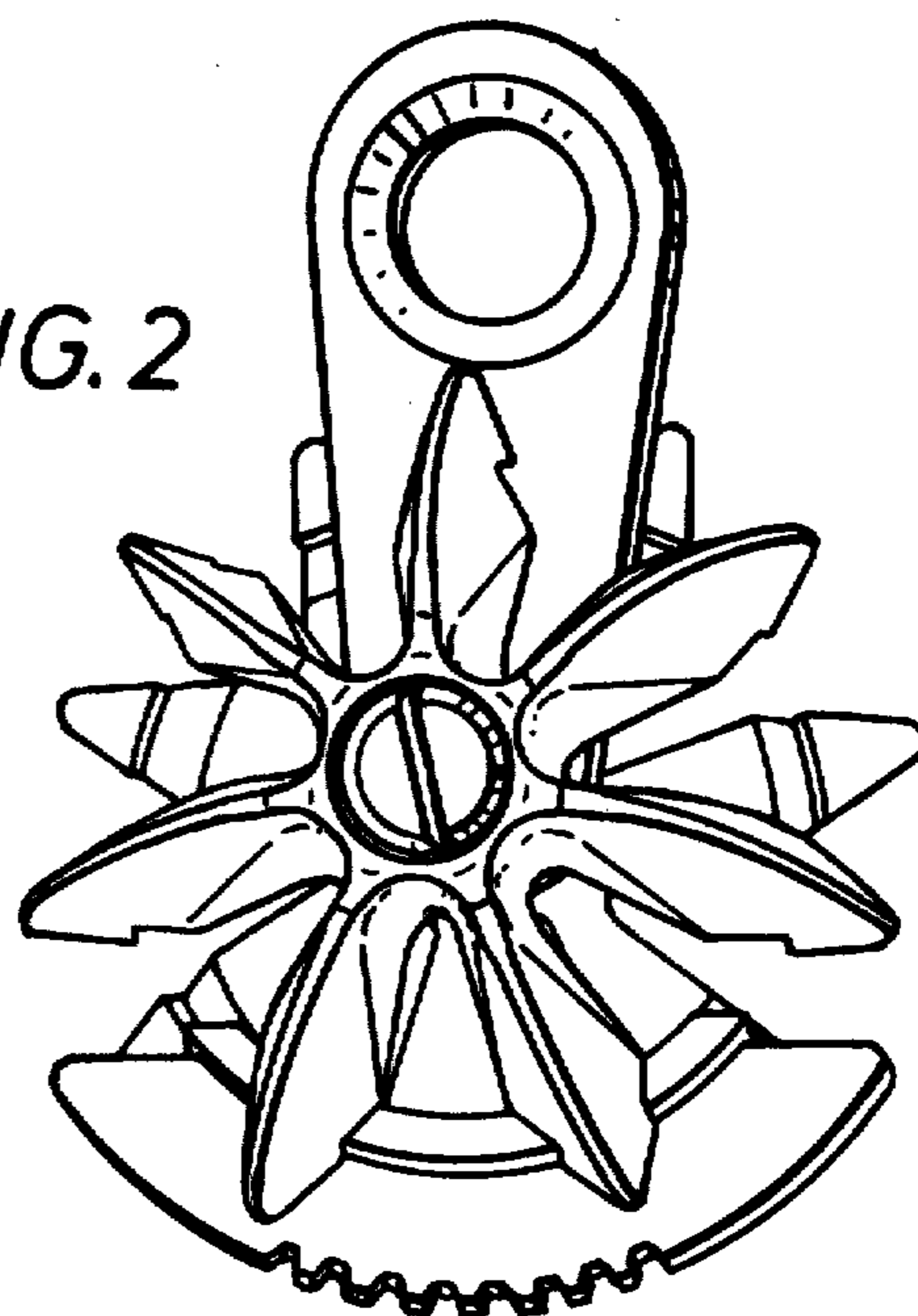


FIG. 2

