

[54] **COMBINED LIGHTER AND CIGAR/CIGARETTE FILTER PERFORATOR**

[75] **Inventor:** Raphael Torreblanca Cervantes, Malaga, Spain
 [73] **Assignees:** The Westbury Foundation, Andorra; Sociedad de Dispositivos Reductores de Tabaco, S.A., Spain
 [**] **Term:** 14 Years
 [21] **Appl. No.:** 260,196
 [22] **Filed:** May 4, 1981

[51] **Int. Cl.** D27-05
 [52] **U.S. Cl.** D27/38; D27/42
 [58] **Field of Search** D27/36-42, D27/51; 431/125-143, 253, 254, 255, 276, 277; 131/252-255

[56] **References Cited**

U.S. PATENT DOCUMENTS

210,501 12/1878 Conway 131/253
 D. 228,307 9/1973 Rams D27/39
 D. 228,666 10/1973 Bich D27/42
 D. 251,198 2/1979 Horvath D27/38 X

D. 254,151 2/1980 Wolff D27/38 X
 2,933,911 4/1960 Ritchie 431/141
 3,158,157 11/1964 Risk 131/253 X

FOREIGN PATENT DOCUMENTS

2444806 4/1973 Fed. Rep. of Germany 431/255

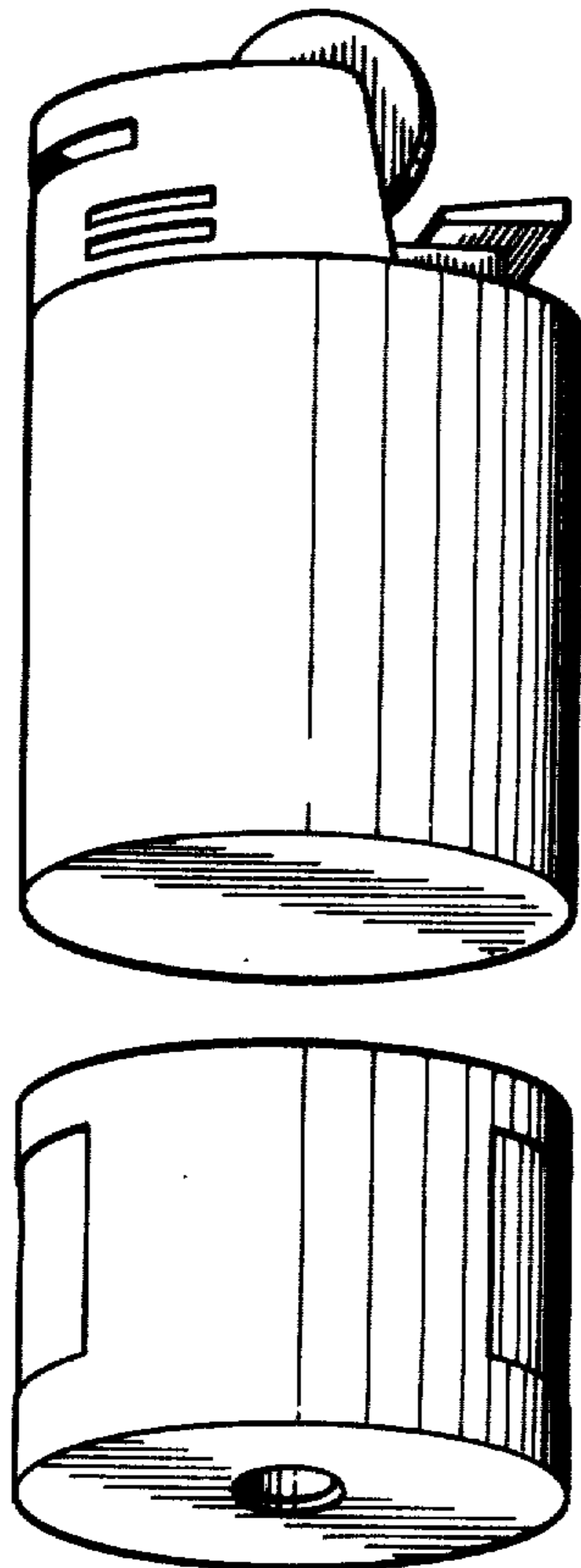
Primary Examiner—Susan J. Lucas
Attorney, Agent, or Firm—Wigman & Cohen

[57] **CLAIM**

The ornamental design for a combined lighter and cigar/cigarette filter perforator.

DESCRIPTION

FIG. 1 is an exploded perspective view of a combined lighter and cigar/cigarette filter perforator showing my new design;
 FIG. 2 is a side elevation view of the combined lighter and cigar/cigarette filter perforator;
 FIG. 3 is an end elevation view of the combined lighter and cigar/cigarette filter perforator;
 FIG. 4 is a top view of the combined lighter and cigar/cigarette filter perforator; and
 FIG. 5 is a bottom view of the combined lighter and cigar/cigarette filter perforator.



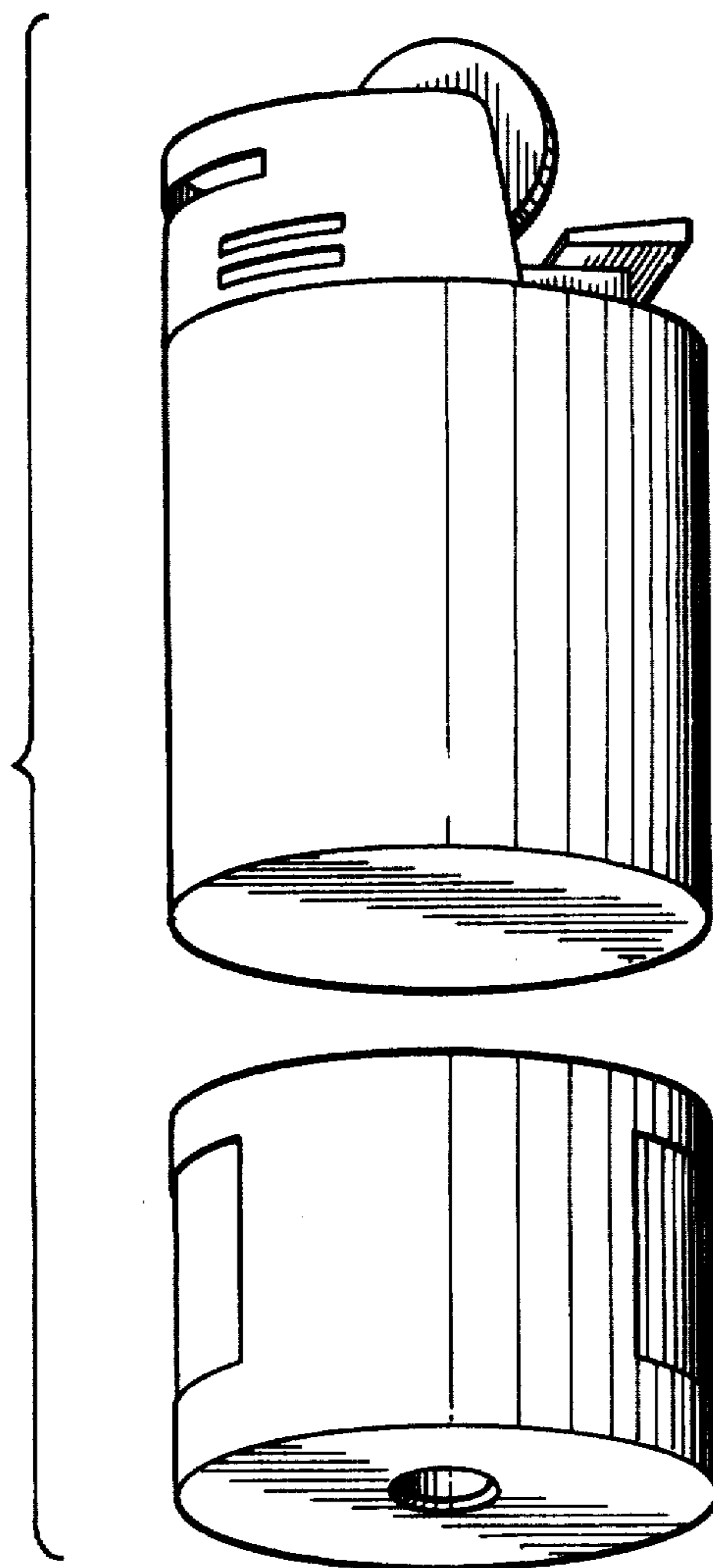


FIG. 1

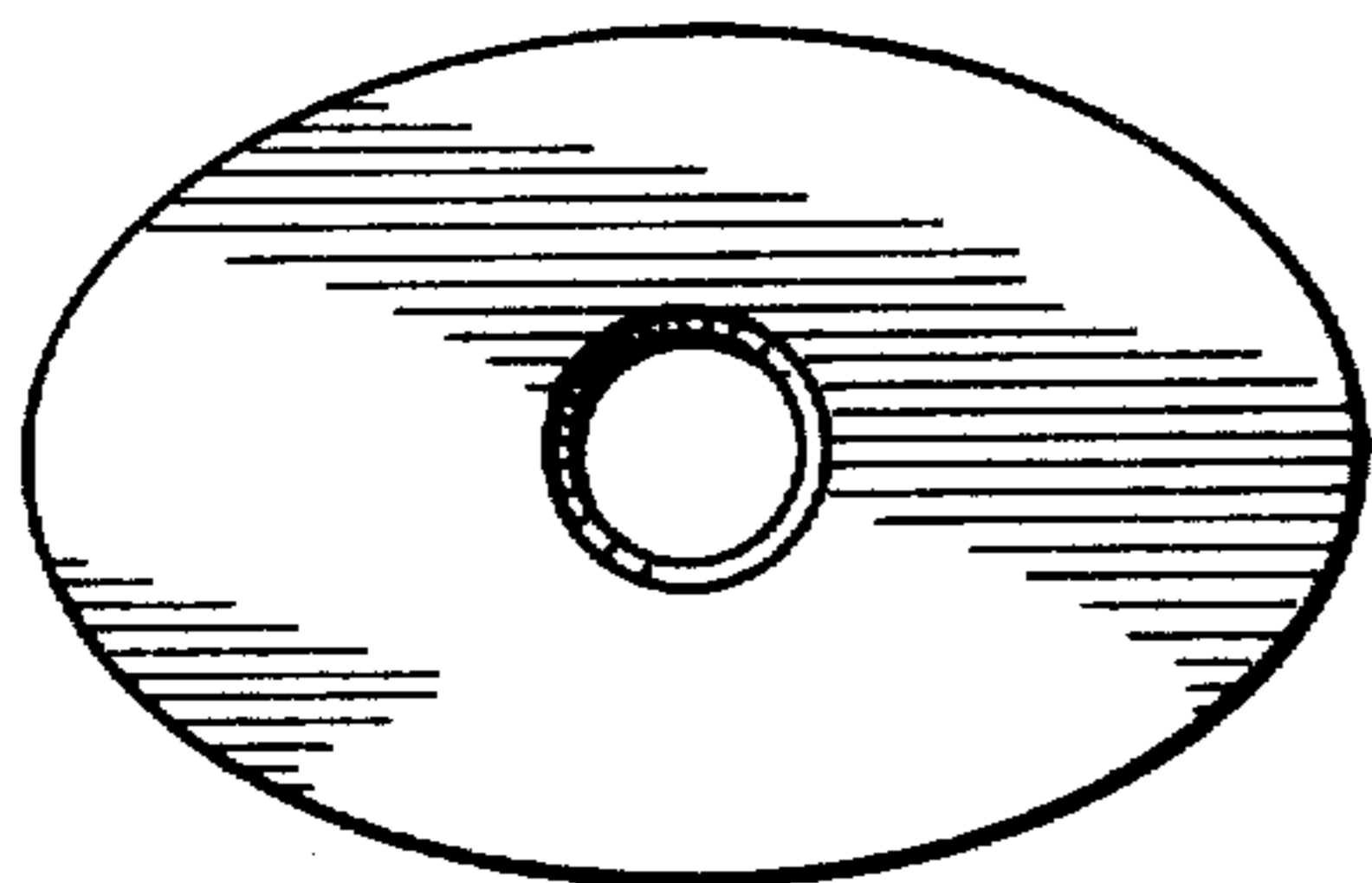


FIG. 5

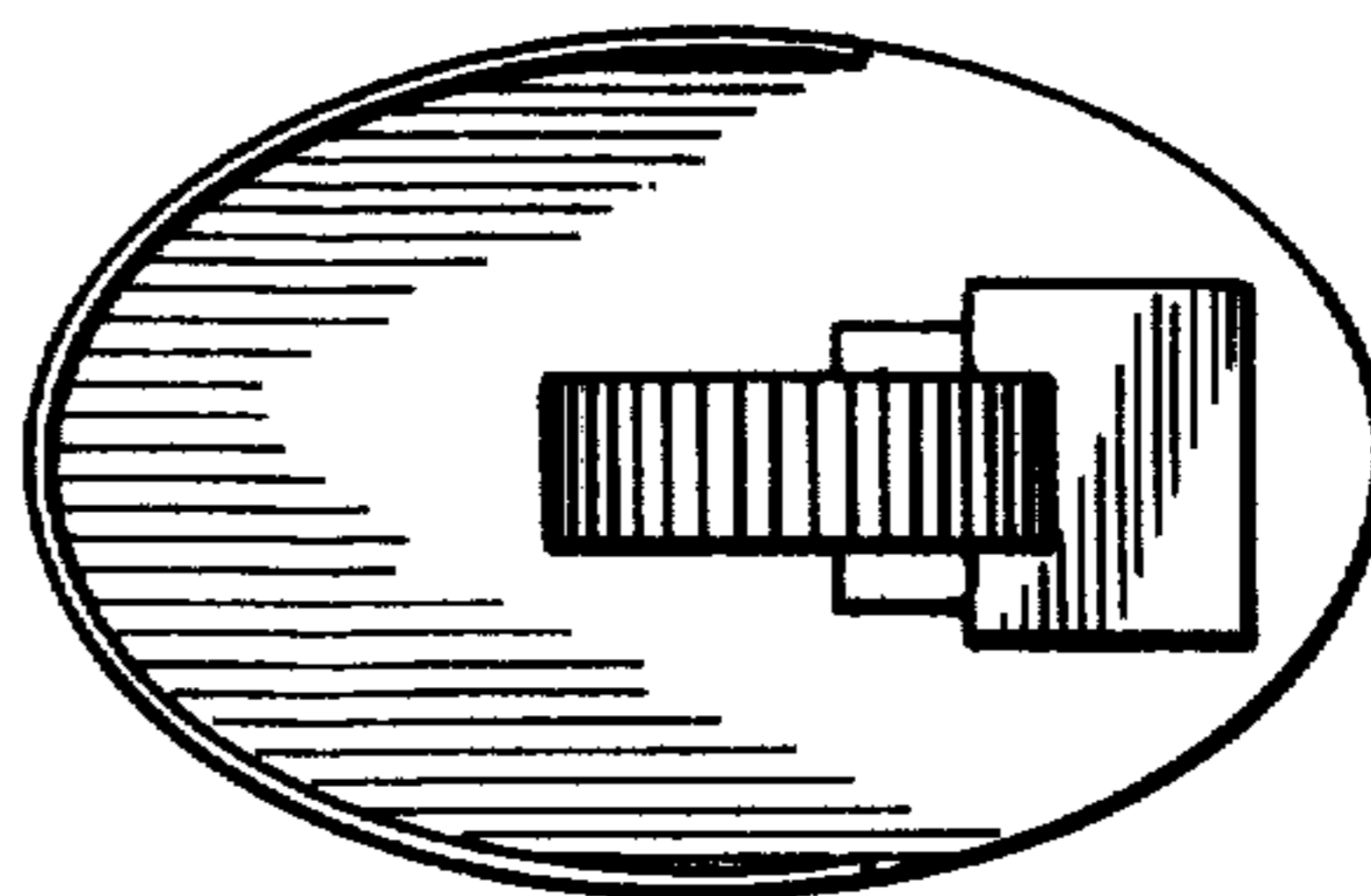


FIG. 4




FIG. 2




FIG. 3