

[54] SURGICAL STAPLING INSTRUMENT

[75] Inventors: Thomas E. Warman, Williamsburg; Lawrence E. Spreckelmeir, Cincinnati, both of Ohio

[73] Assignee: Senco Products, Inc., Cincinnati, Ohio

[**] Term: 14 Years

[21] Appl. No.: 238,926

[22] Filed: Feb. 27, 1981

[51] Int. Cl. D24-02; D8-05

[52] U.S. Cl. D24/27; D24/26; D8/49

[58] Field of Search 227/83, 19, 120, 110, 227/123-127, 129-134; 128/334; D24/27, 26

[56] References Cited

U.S. PATENT DOCUMENTS

- D. 211,544 6/1968 Gaya D8/49
- D. 253,612 12/1979 Jarvik et al. D24/27

- D. 266,221 9/1982 Ewig D8/49
- 3,873,016 3/1975 Fishbein 227/83
- 4,076,162 2/1978 Kapitanov 128/334 R X
- 4,109,844 8/1978 Becht 227/19 X
- 4,179,057 12/1979 Becht 227/19
- 4,185,762 1/1980 Froehlich 227/120 X
- 4,196,836 4/1980 Becht 227/110

Primary Examiner—Bernard Ansher
Attorney, Agent, or Firm—Frost & Jacobs


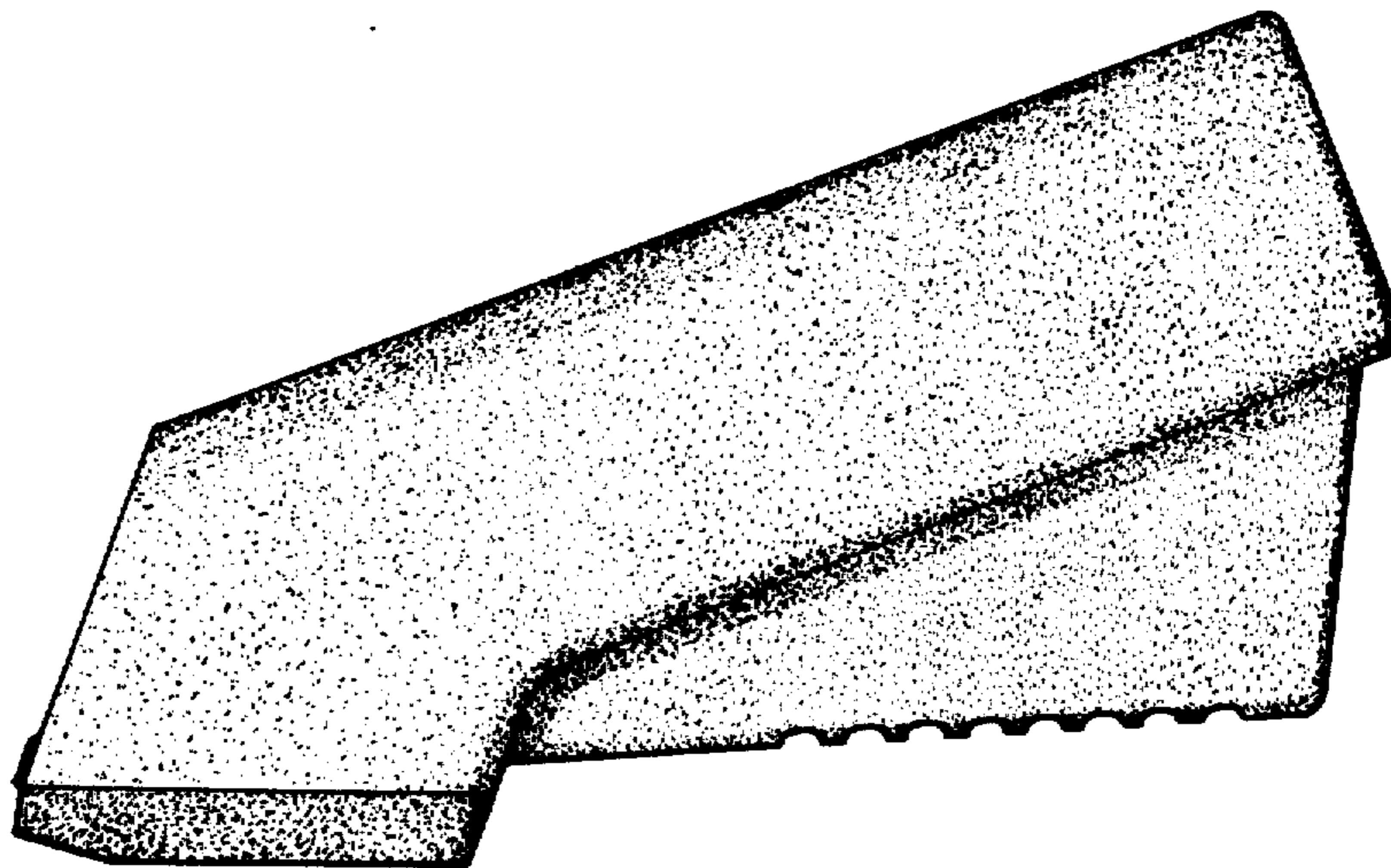
[57] CLAIM

The ornamental design for a surgical stapling instrument, substantially as shown and described.

DESCRIPTION

FIG. 1 is a side elevational view of the surgical stapling instrument showing my new design; FIG. 2 is a front elevational view; FIG. 3 is a rear elevational view; FIG. 4 is a bottom plan view; and FIG. 5 is a top plan view.

The side of the surgical stapling instrument not shown is a mirror image of the side shown.



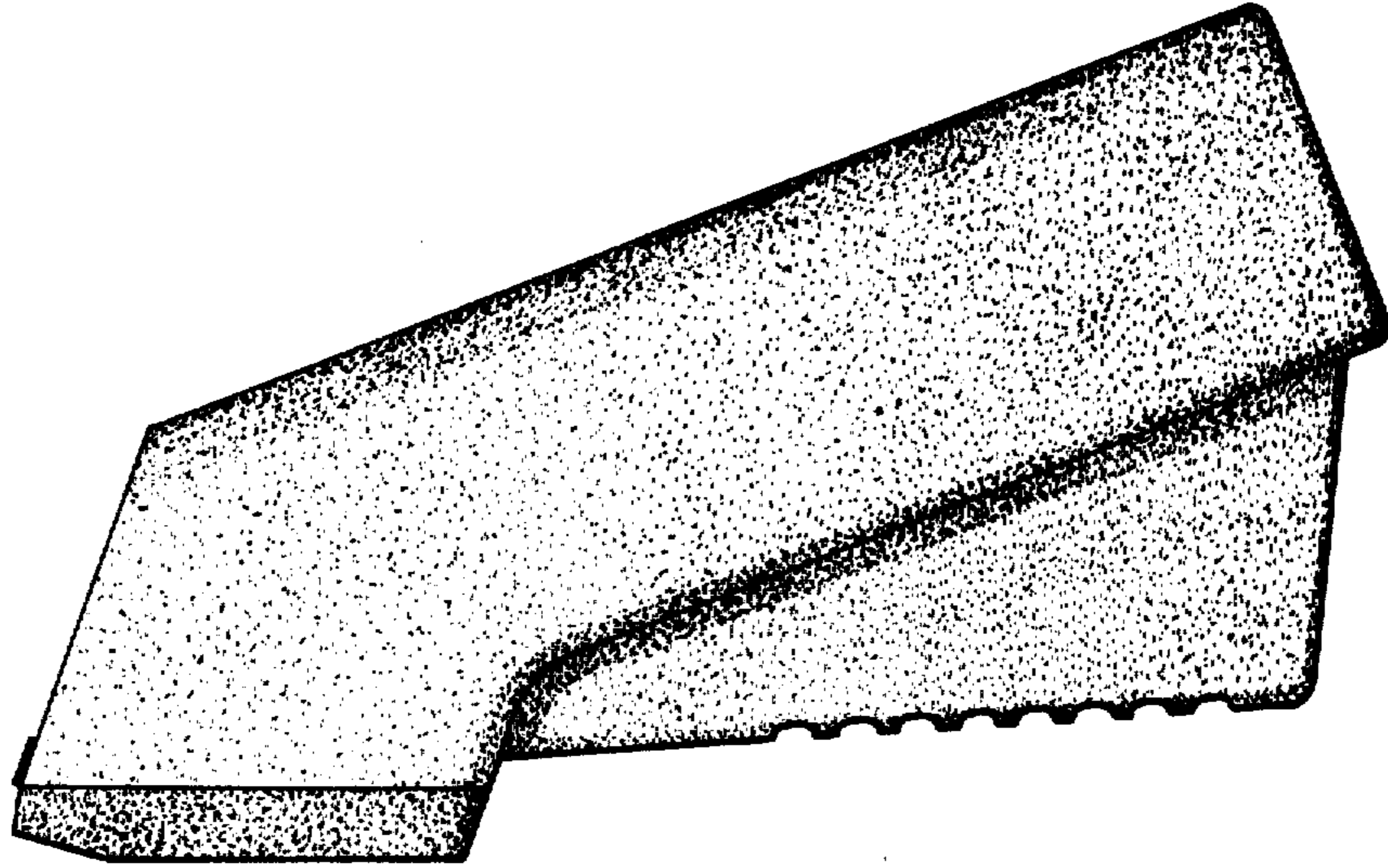


FIG 1



FIG 2




FIG 3




FIG. 4




FIG. 5