

[54] PHOTOGRAPHIC SHEET MATERIALS CASSETTE

[76] Inventor: Gary E. Raymond, 755 S. Rainbow Dr., Hollywood, Fla. 33021

[**] Term: 14 Years

[21] Appl. No.: 326,123

[22] Filed: Nov. 30, 1981

[51] Int. Cl. D16-99

[52] U.S. Cl. D16/32; D14/11

[58] Field of Search D16/27, 32, 38; D14/11; 206/316, 389, 395, 409; 354/275; 242/71, 71.1-71.7, 55.53

[56] References Cited

U.S. PATENT DOCUMENTS

- D. 200,505 3/1965 Zimmerman D14/11
- D. 211,134 5/1968 Robbins D14/11
- D. 216,281 12/1969 Moyroud D16/32
- D. 218,806 9/1970 Berg D16/32
- D. 221,999 9/1971 Steinberg D14/11

- D. 227,263 6/1973 Allison D14/11
- 3,342,431 9/1967 Mouissie 242/71.1 X
- 3,856,394 12/1974 Linde 354/275
- 4,166,588 9/1979 Krehebiel 242/71.7 X
- 4,212,389 7/1980 Robbins 354/275 X
- 4,221,479 9/1980 Harvey 354/275

FOREIGN PATENT DOCUMENTS

- 2154356 5/1973 Fed. Rep. of Germany 354/275


Primary Examiner—Nelson C. Holtje
Attorney, Agent, or Firm—Bernard J. Murphy

[57] CLAIM

The ornamental design for a photographic sheet materials cassette, as shown.

DESCRIPTION

FIG. 1 is a left side elevational view of a photographic sheet materials cassette showing my new design, the right side being a mirror image thereto; FIG. 2 is a top plan view thereof; FIG. 3 is a bottom plan view thereof; FIG. 4 is a front elevational view thereof; FIG. 5 is a rear elevational view thereof.






FIG. 1

FIG. 2




FIG. 3



FIG. 4

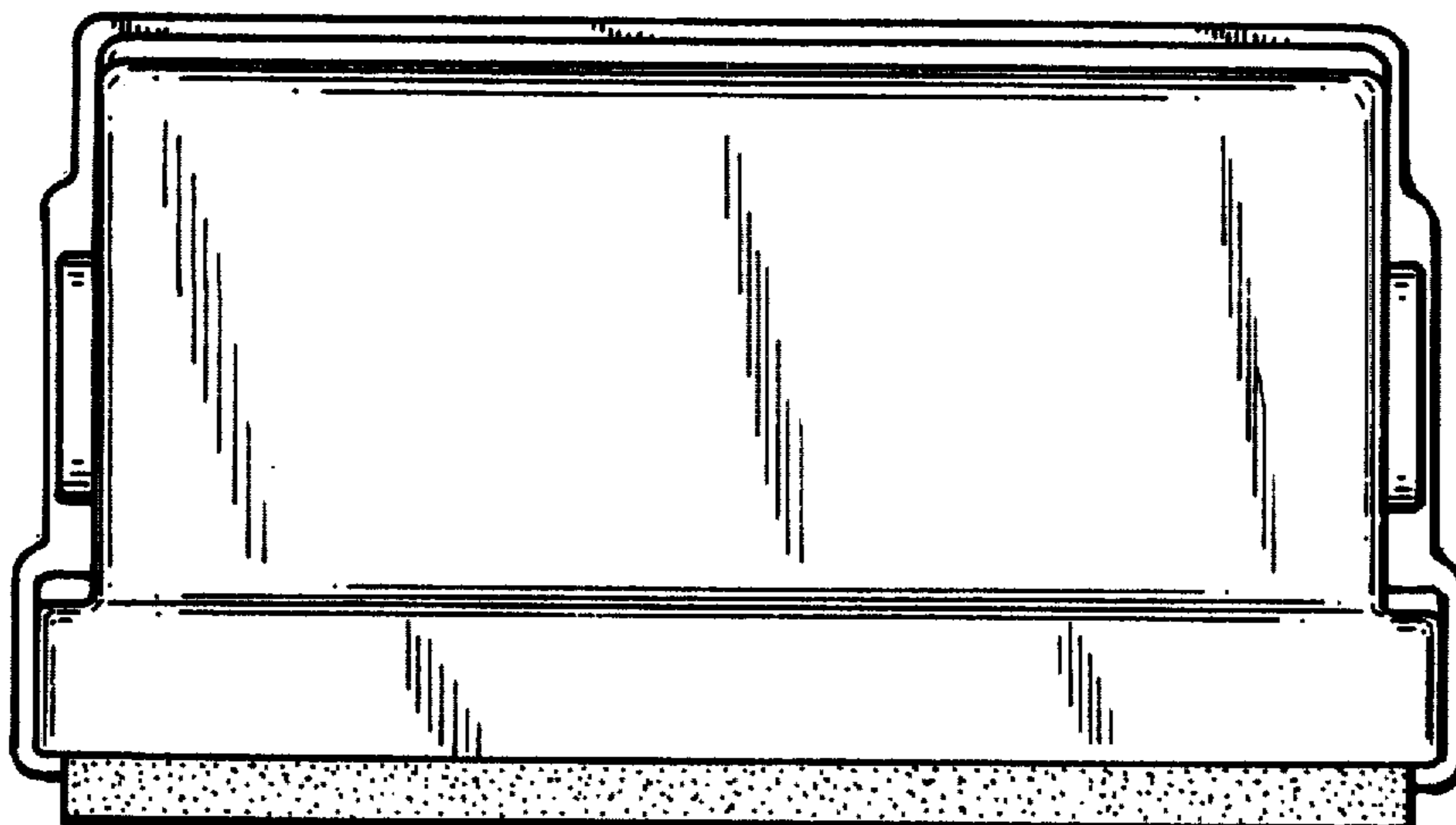


FIG. 5

