

[54] TAPE CASSETTE

675477 7/1979 U.S.S.R. 360/132

[75] Inventor: Tsutomu Kawai, Yokosuka, Japan

Primary Examiner—Jane E. Corrigan
Attorney, Agent, or Firm—Fisher, Christen & Sabol

[73] Assignees: Funai Electric Company Limited,
Daito; Efuti Giken Company Limited,
Yokohama, both of Japan

[57] CLAIM

[**] Term: 14 Years

The ornamental design for a tape cassette, as shown and described.

[21] Appl. No.: 211,041

DESCRIPTION

[22] Filed: Nov. 28, 1980

FIG. 1 is a front elevational view of a tape cassette showing my new design;

[51] Int. Cl. D14-01

FIG. 2 is a top plan view;

[52] U.S. Cl. D14/11

FIG. 3 is a rear elevational view;

[58] Field of Search D14/11; 206/387;
360/92, 93, 132; 220/337, 341

FIG. 4 is a bottom plan view;

FIG. 5 is a left side elevational view;

FIG. 6 is a front elevational view with the front door in open position;

[56] References Cited

U.S. PATENT DOCUMENTS

3,900,170 8/1975 Serizawa 360/132 X
3,940,799 2/1976 Matsumoto et al. 360/132

FIG. 7 is a view like FIG. 2 with the front door in the position of FIG. 6;

FIG. 8 is a view like FIG. 4 with the front door in the position of FIG. 6;

FOREIGN PATENT DOCUMENTS

2719985 11/1977 Fed. Rep. of Germany 360/132
52-20815 2/1977 Japan 360/132

FIG. 9 is a view like FIG. 5 with the front door in the position of FIG. 6; and

FIG. 10 is a view like FIG. 3 with the front door in the position of FIG. 6.

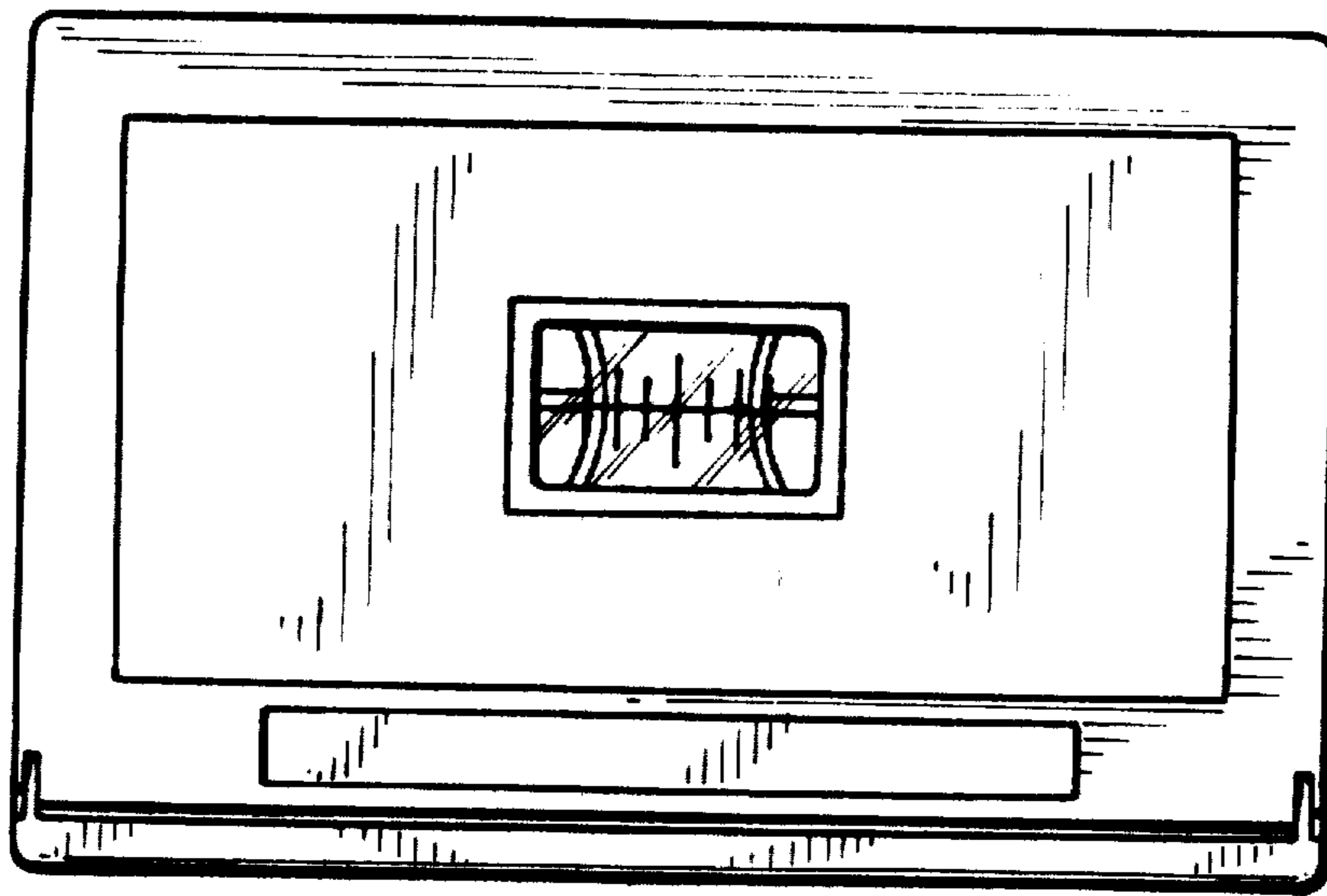


FIG. 1



FIG. 2




FIG. 3



FIG. 4

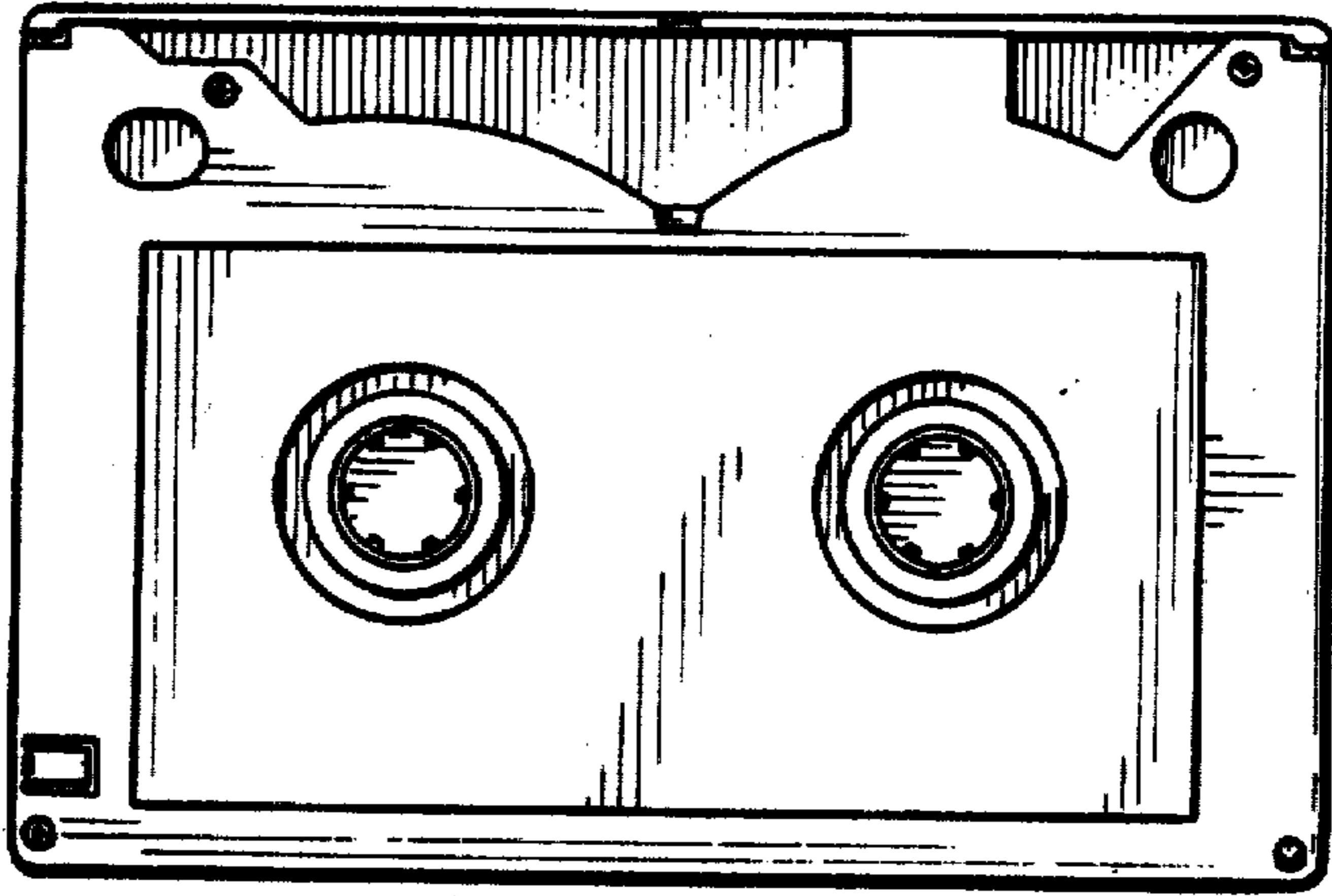


FIG. 5



FIG. 6



FIG. 7

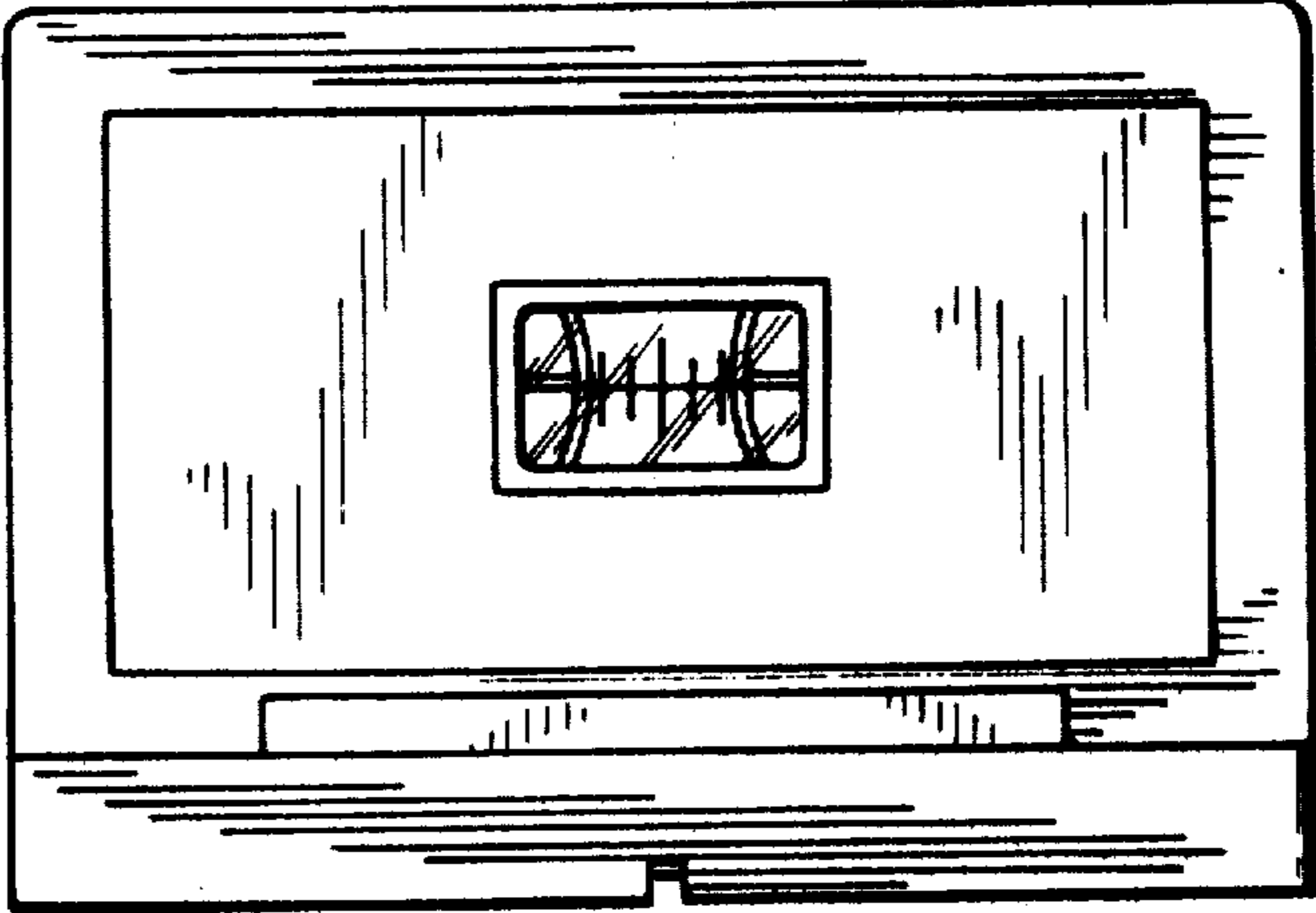


FIG. 8

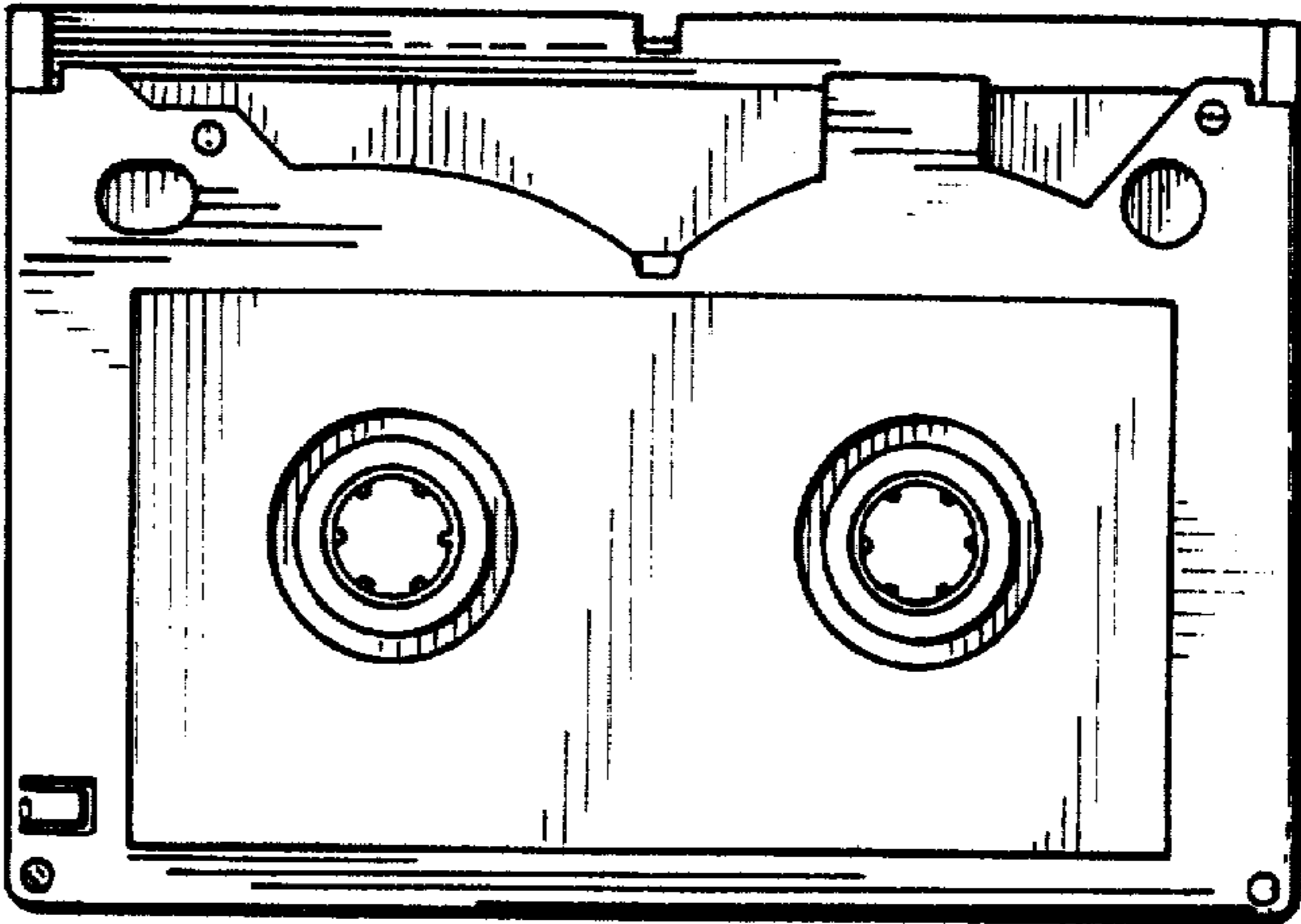


FIG. 9



FIG. 10

