

[54] HIVE FEEDER FOR HONEY BEES

[76] Inventor: Richard C. Anderson, 48 Katydid Dr., Fox Hollow, Branchburg Township, County of Somerset, N.J. 08876

[**] Term: 14 Years

[21] Appl. No.: 263,423

[22] Filed: May 14, 1981

[51] Int. Cl. D30-03

[52] U.S. Cl. D30/13; D30/2

[58] Field of Search D30/182, 13-18; 6/5

[56] References Cited

U.S. PATENT DOCUMENTS

D. 221,870	9/1971	Kett	D30/1
1,414,284	4/1922	Jones	6/5
1,607,659	11/1926	Will	6/5 X
2,001,463	5/1935	Kohrle	6/5
2,075,318	3/1937	Whitehouse	D30/1 X
3,978,534	9/1976	Mitios	6/5
4,214,329	7/1980	Kozlowicz	6/5

FOREIGN PATENT DOCUMENTS

155746	12/1920	United Kingdom	6/5
462197	3/1937	United Kingdom	6/5

Primary Examiner—James R. Largen
Attorney, Agent, or Firm—Martha G. Pugh

[57] CLAIM

The ornamental design for a hive feeder for honey bees, as shown and described.

DESCRIPTION

FIG. 1 is a perspective view taken from the top, front and right side of a hive feeder for honey bees showing my new design;

FIG. 2 is an enlarged perspective view taken from the top, front and right side thereof, the wire mesh being broken away for convenience of illustration;

FIG. 3 is a perspective view taken from the bottom rear and right side thereof;

FIG. 4 is a cross sectional view taken on line 4—4 of FIG. 2; and

FIG. 5 is a cross sectional view taken on line 5—5 of FIG. 2.

The broken line showing of a bee hive in FIG. 1 and the broken line representation of syrup feed in FIGS. 4 and 5 is for purposes of illustration only.

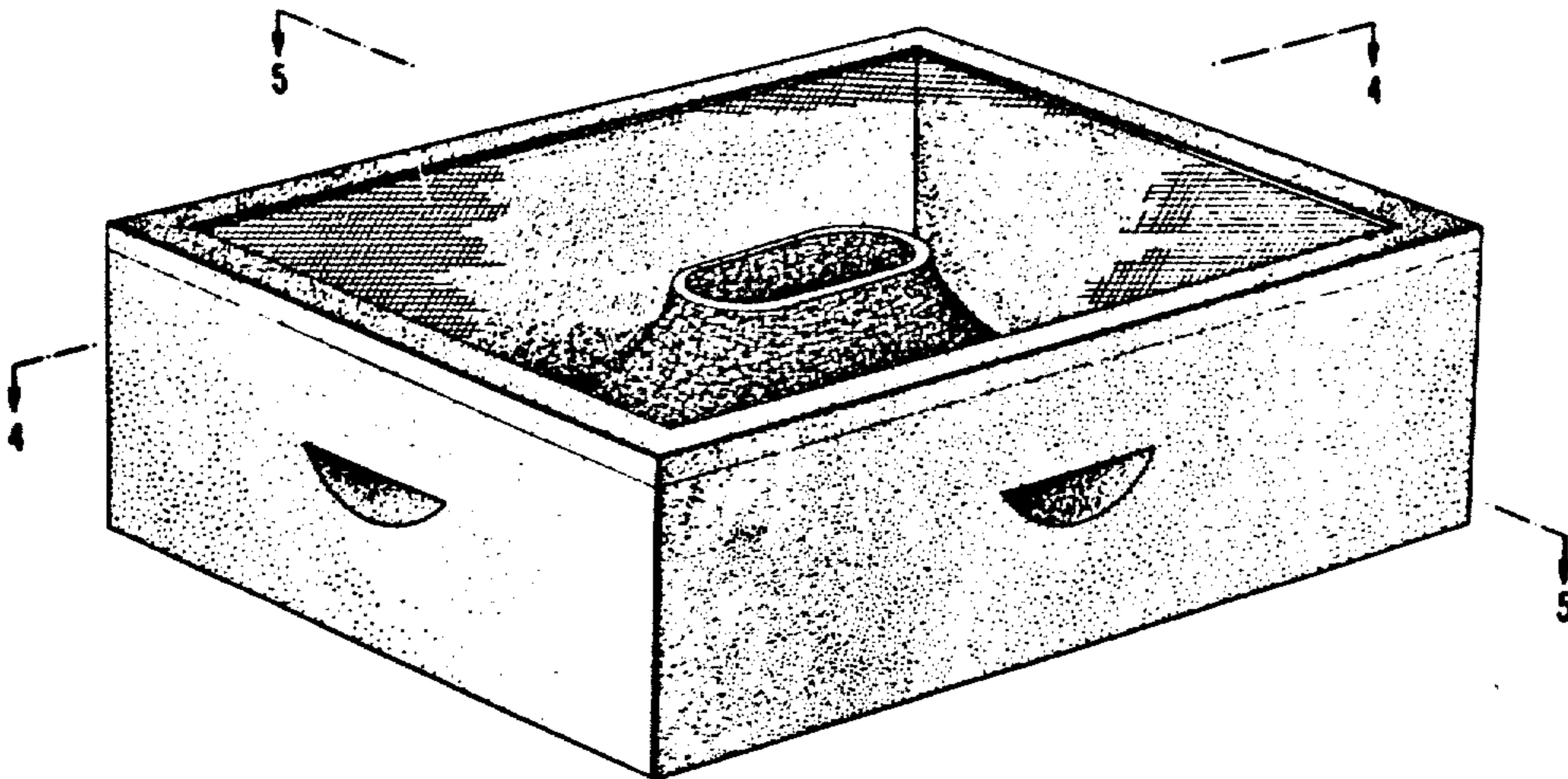


FIG. 1




FIG. 2

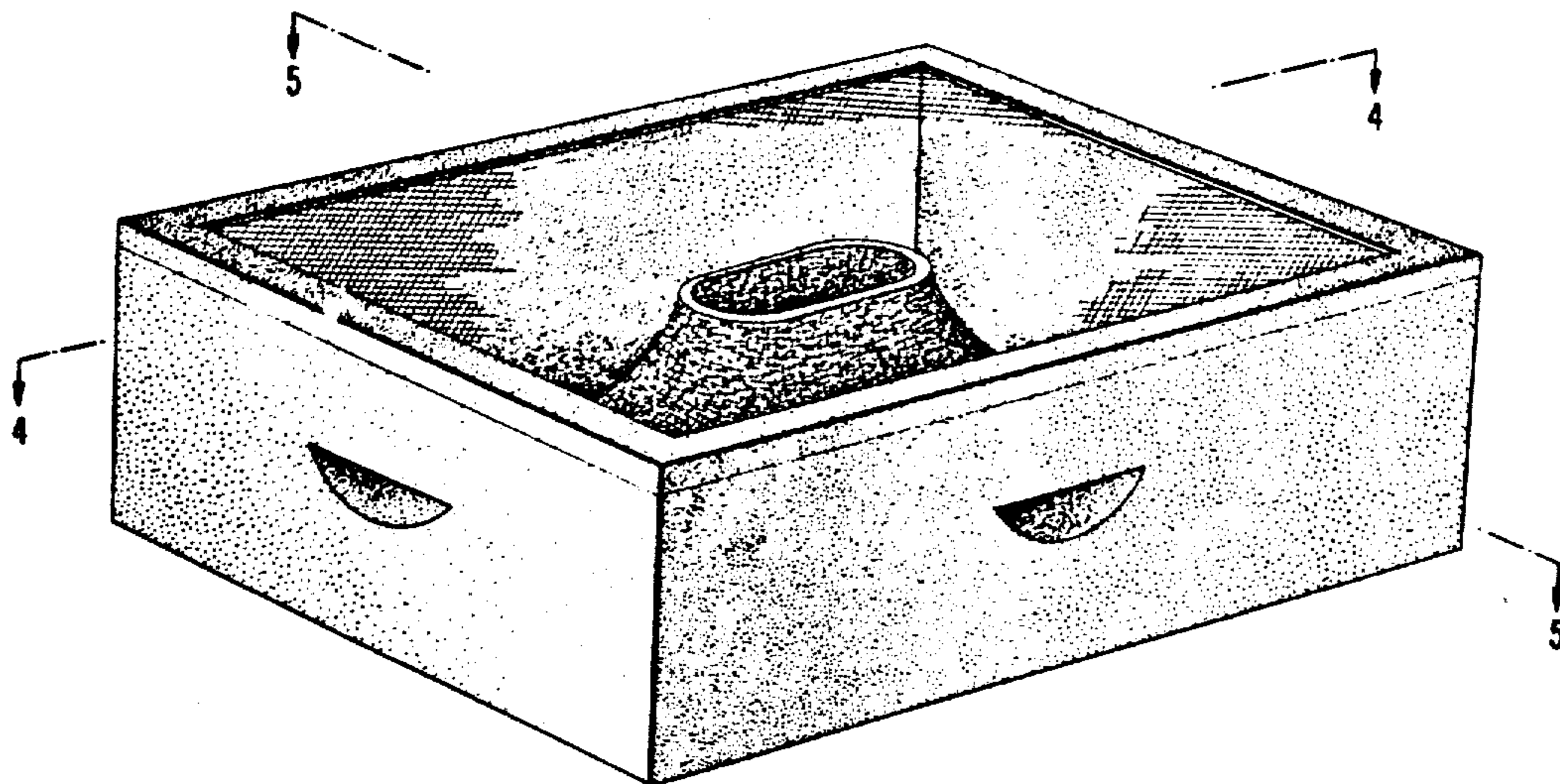


FIG. 3

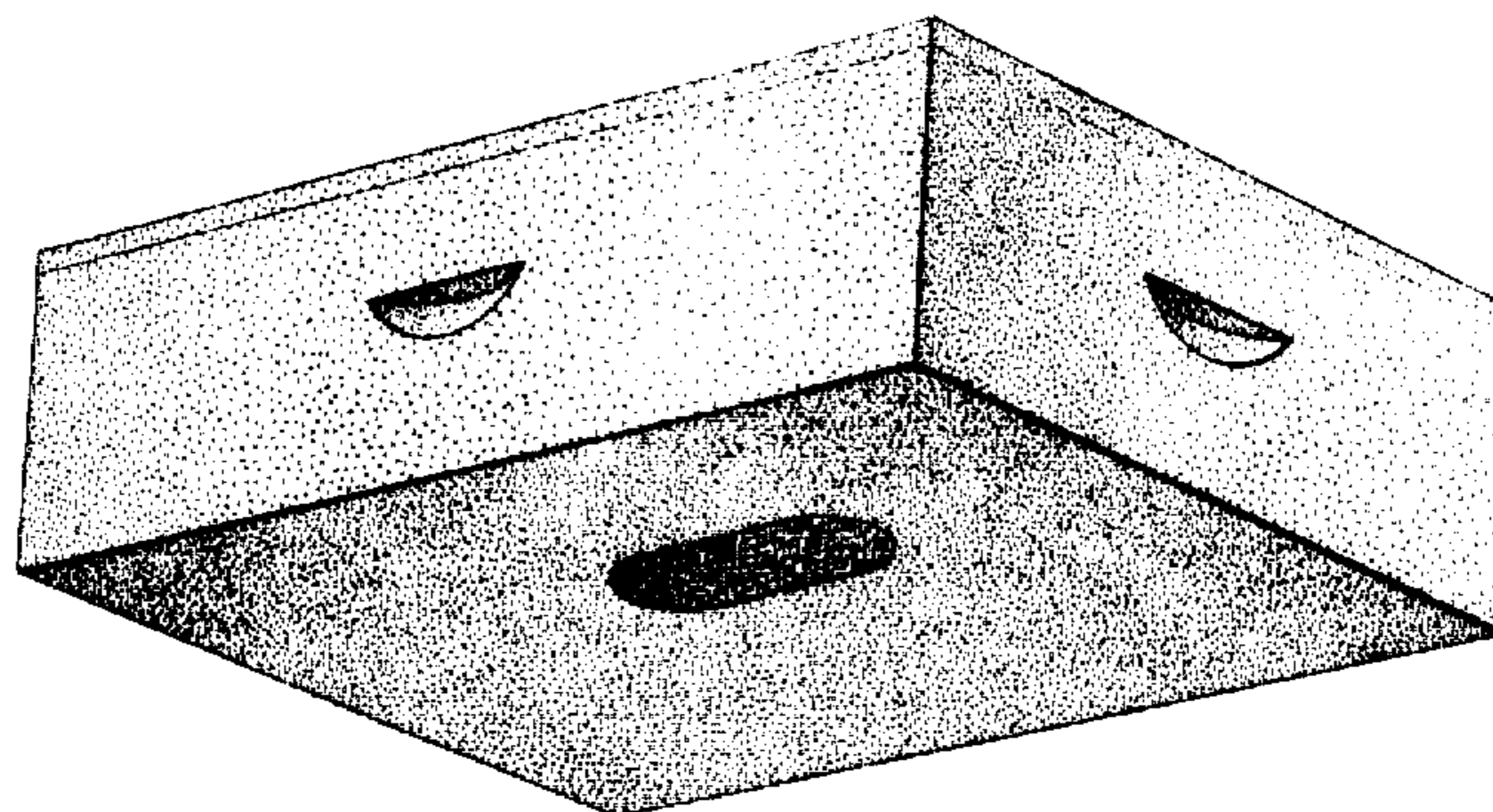


FIG. 4

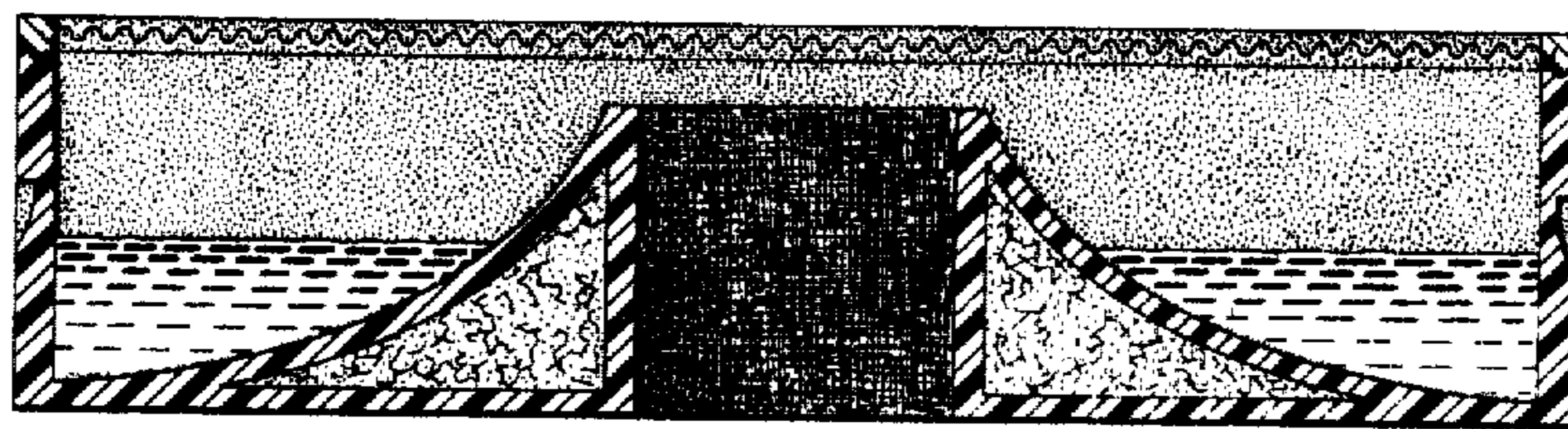


FIG. 5

