

[54] **ROOM AIR IONIZER**  
 [75] **Inventor: Juergen Greubel, Hedenrod, Fed. Rep. of Germany**  
 [73] **Assignee: Igu Aktiengesellschaft, Switzerland**  
 [\*\*] **Term: 14 Years**  
 [21] **Appl. No.: 286,776**  
 [22] **Filed: Jul. 27, 1981**  
 [51] **Int. Cl. .... D23—04**  
 [52] **U.S. Cl. .... D23/149**  
 [58] **Field of Search .... D23/139-162; 55/138, 316, 289 G, 467, 472, 279; 416/247 R; 417/361**

D. 255,486 6/1980 Bender ..... D23/150  
 D. 266,505 10/1982 Rakocy ..... D23/149  
 D. 269,292 6/1983 McGraw ..... D23/150  
 2,218,198 10/1940 Harris ..... D23/142 X  
 3,861,894 1/1975 Marsh ..... 55/316  
 4,253,852 3/1981 Adams ..... 55/279 X  
 4,261,712 4/1981 Kinkado ..... 55/139 X  
 4,361,427 11/1982 Barradas ..... 55/279

*Primary Examiner*—James R. Largen  
*Attorney, Agent, or Firm*—Jacobson & Johnson

[57] **CLAIM**

The ornamental design for a room air ionizer, as shown and described.

**DESCRIPTION**

FIG. 1 is a front elevational view of a room air ionizer showing my new design, the rear being a mirror image of the front shown;  
 FIG. 2 is a left side elevational view thereof;  
 FIG. 3 is a right side elevational view thereof;  
 FIG. 4 is a top plan view thereof;  
 FIG. 5 is a bottom plan view thereof.

[56] **References Cited**  
**U.S. PATENT DOCUMENTS**  
 D. 192,560 4/1962 Rinaldi ..... D23/150  
 D. 218,686 9/1970 Saito ..... D23/150  
 D. 244,856 6/1977 Haufe et al. .... D23/141


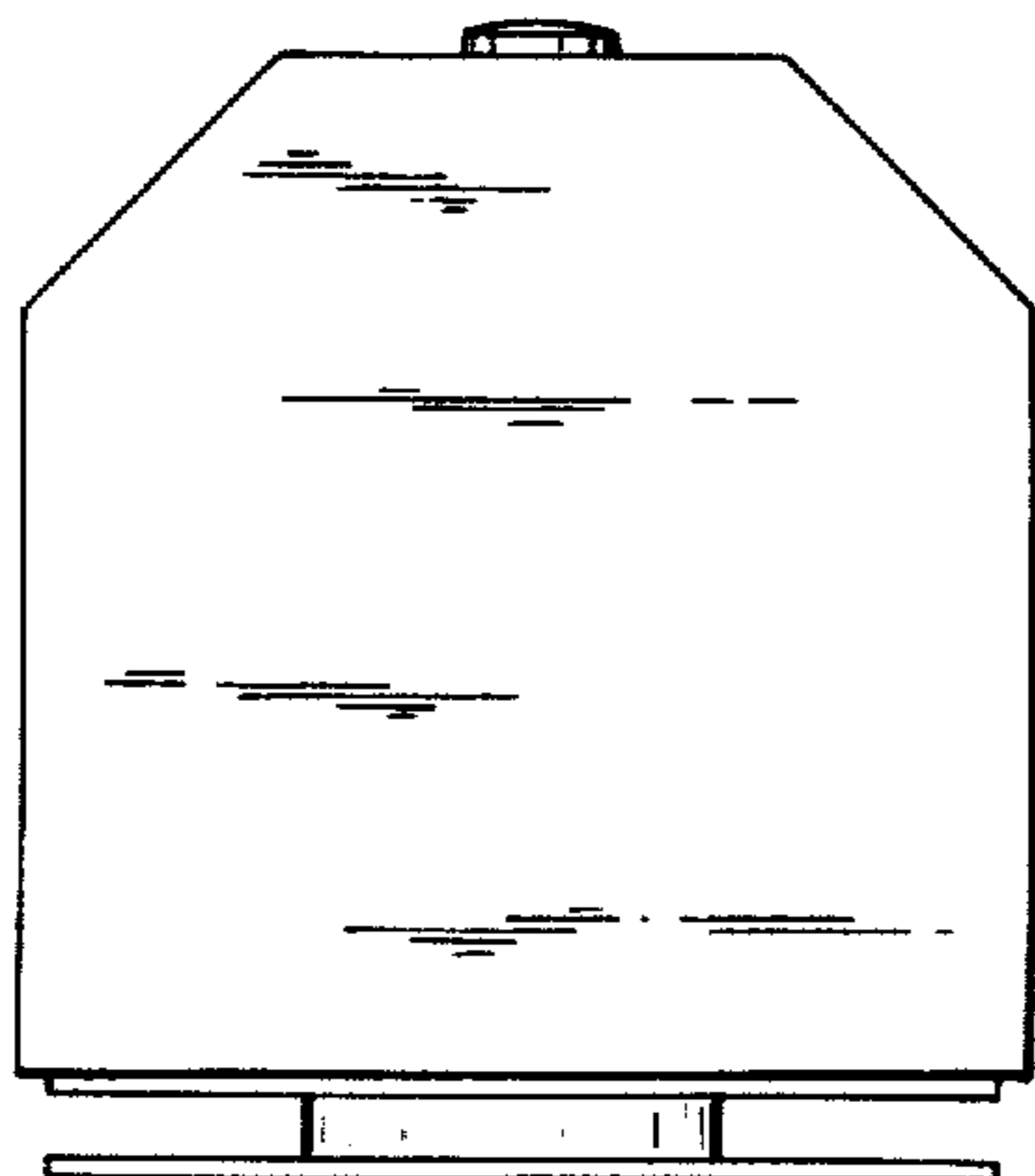


FIG. 2

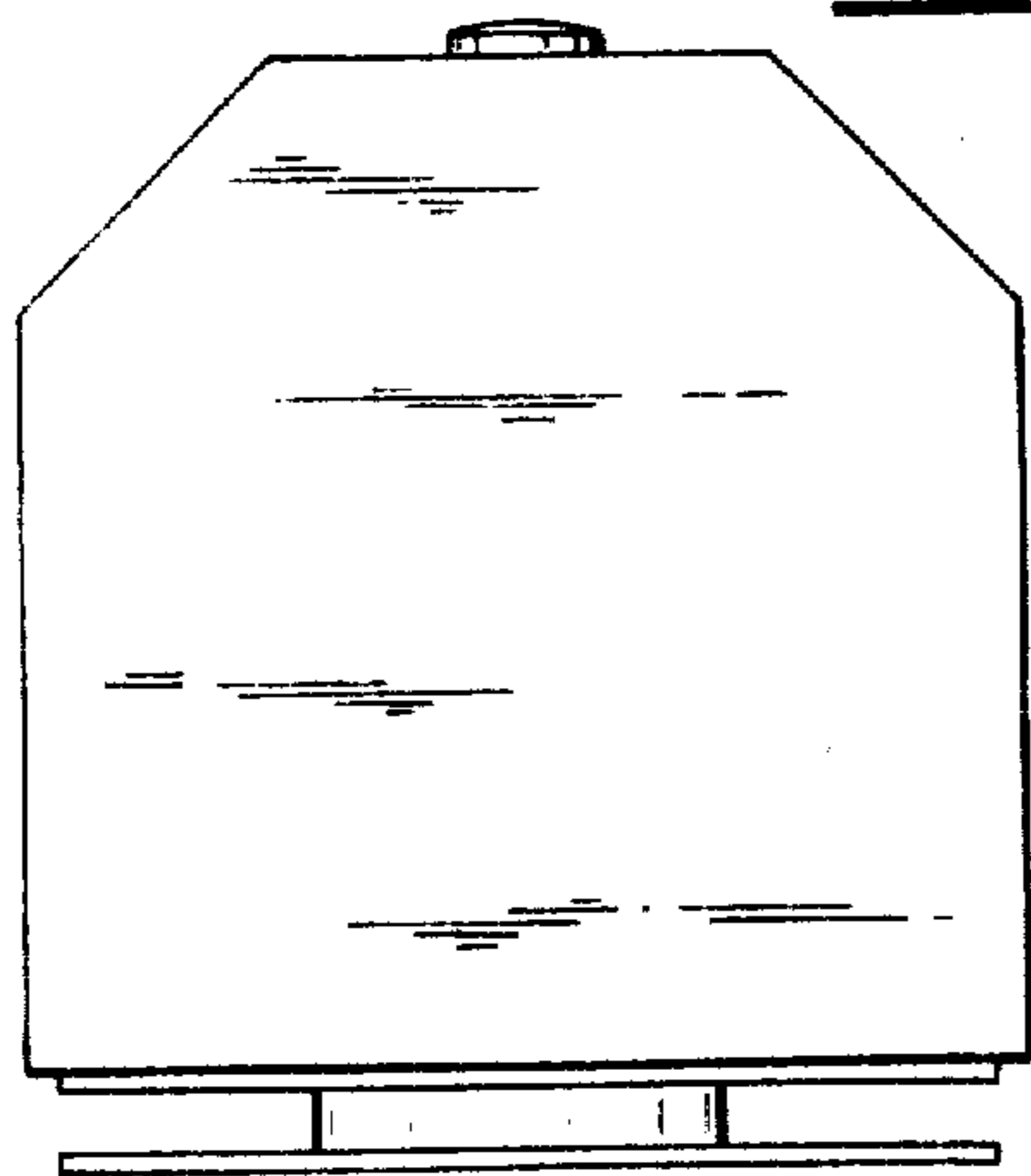


FIG. 1




FIG. 4

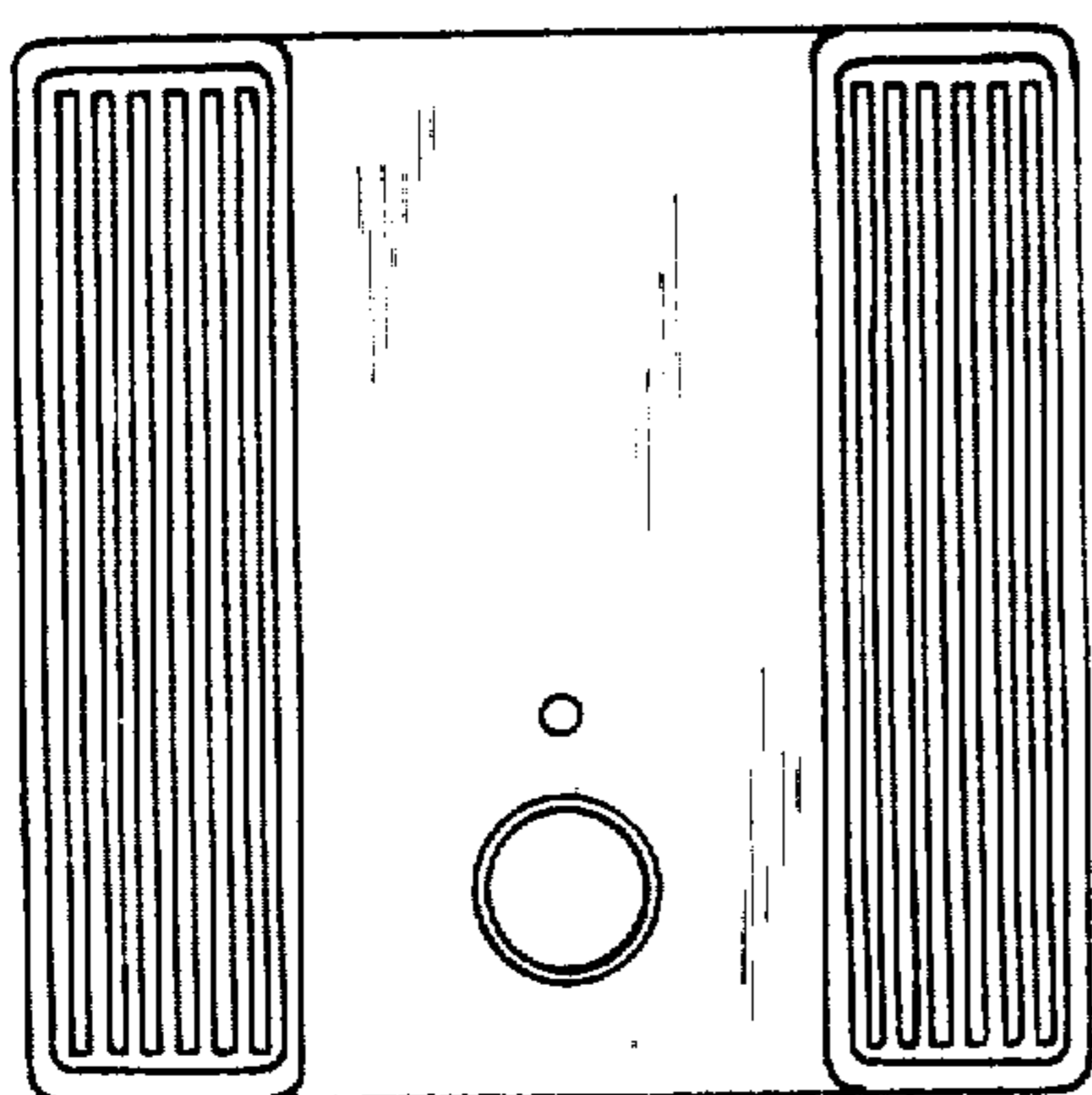


FIG. 5

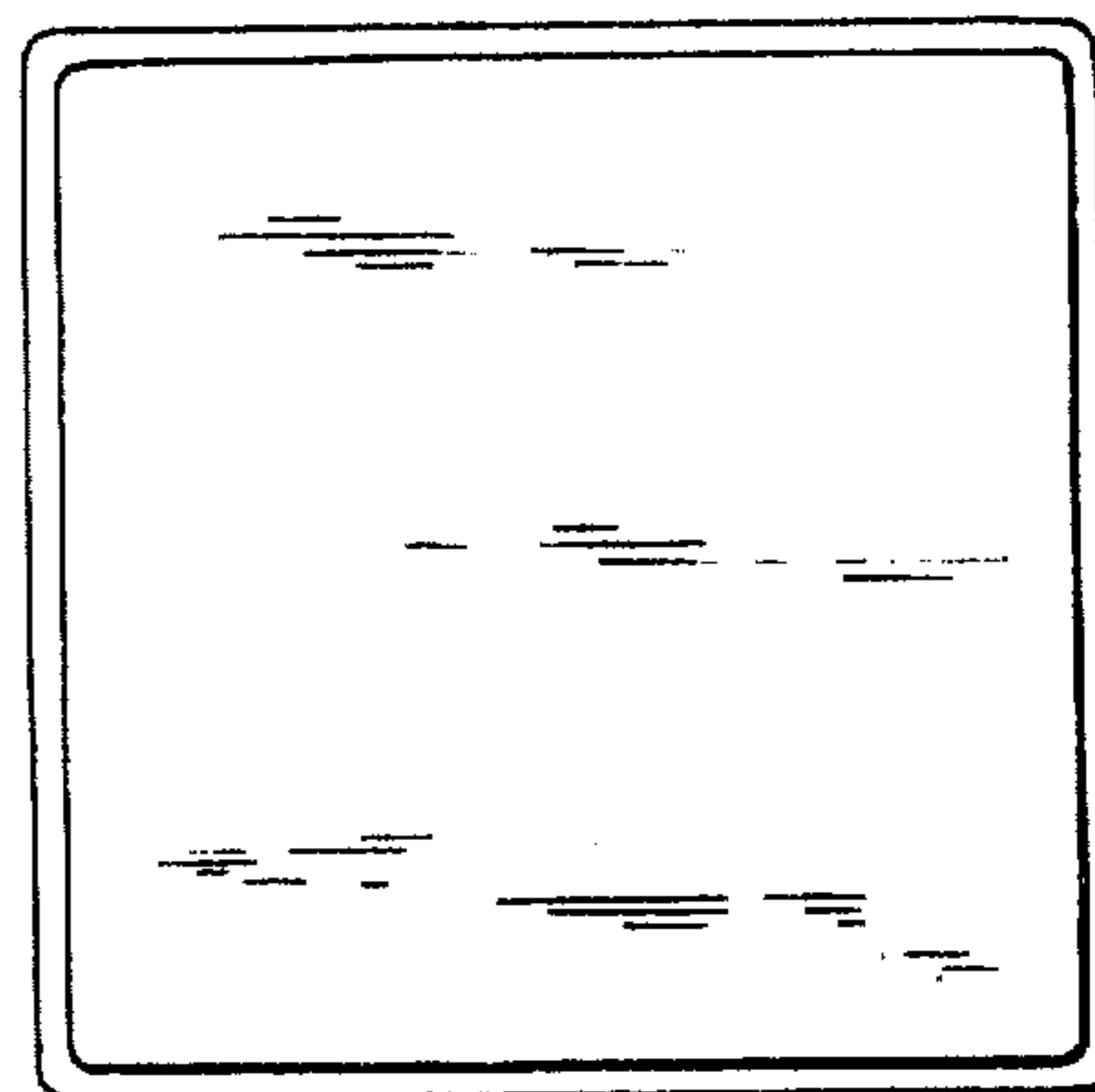


FIG. 3

