

[54] SKATE BLADE

[76] Inventor: **Matti V. Näsineva**, Kuismantie 8 b,  
33800 Tampere 80, Finland

[\*\*] Term: **14 Years**

[21] Appl. No.: **265,970**

[22] Filed: **May 21, 1981**

**Related U.S. Application Data**

[63] Continuation-in-part of Ser. No. 225,149, Jan. 15, 1981,  
abandoned.

[30] **Foreign Application Priority Data**

Jul. 17, 1980 [FI] Finland ..... 526/80

[51] Int. Cl. .... **D21—02**  
[52] U.S. Cl. .... **D21/225**  
[58] Field of Search ..... **D21/224, 225, 226;**  
280/11.12, 11.17, 11.18

[56] **References Cited**

**U.S. PATENT DOCUMENTS**

83,339 10/1868 Thurston ..... 280/11.12  
1,181,831 5/1916 Browne ..... D21/225  
2,179,852 11/1939 Hirschman ..... 280/11.12


*Primary Examiner*—Charles A. Rademaker  
*Attorney, Agent, or Firm*—McAulay, Fields, Fisher,  
Goldstein & Nissen

[57] **CLAIM**

The ornamental design for a skate blade, as shown and  
described.

**DESCRIPTION**

FIG. 1 is a side perspective view of a skate blade show-  
ing my new design;  
FIG. 2 is a top plan view thereof;  
FIG. 3 is a perspective view of the side opposite that  
shown in FIG. 1;  
FIG. 4 is a bottom plan view thereof;  
FIG. 5 is a front elevational view thereof; and,  
FIG. 6 is a rear elevational view thereof.






Fig. 1



Fig. 2



Fig. 3




Fig. 4



Fig. 5



Fig. 6