

[54] STRETCH CORD FASTENER

[76] Inventor: Eldon Smith, 526 Symmes Rd.,
Fairfield, Ohio 45014

[**] Term: 14 Years

[21] Appl. No.: 281,109

[22] Filed: Jul. 7, 1981

[51] Int. Cl. D8-08

[52] U.S. Cl. D8/382; D8/349;
D8/367

[58] Field of Search D8/356, 382, 367, 372,
D8/349; 24/298-302, 16 R, 259 R; 292/288

[56] References Cited

U.S. PATENT DOCUMENTS

1,373,349	3/1921	Peardon	24/298
1,616,215	2/1927	Chilson	24/300
3,174,787	3/1965	Kolman	24/300
3,328,064	6/1967	Simon	292/288

FOREIGN PATENT DOCUMENTS

15167 of 1906 United Kingdom 24/16 R

OTHER PUBLICATIONS

Stretch Cord Model; prior 40 @1973.

Primary Examiner—B. J. Bullock

Attorney, Agent, or Firm—Sandler & Greenblum

[57] CLAIM

The ornamental design for a stretch cord fastener, as shown and described.

DESCRIPTION

FIG. 1 is a side view of the stretch cord fastener showing my new design;

FIG. 2 is an end view taken from the right of FIG. 1, shown broken way for clarity of illustration;

FIG. 3 is an end view taken from the left of FIG. 1, again shown broken away for ease of illustration; and

FIG. 4 is a top view thereof.

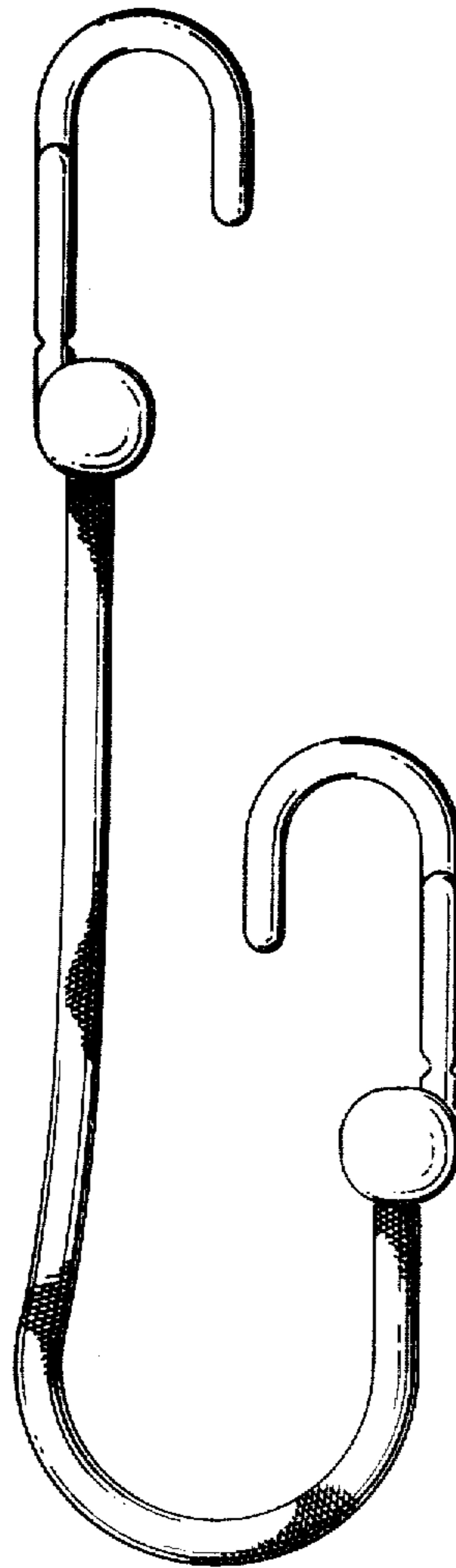


FIG. 1

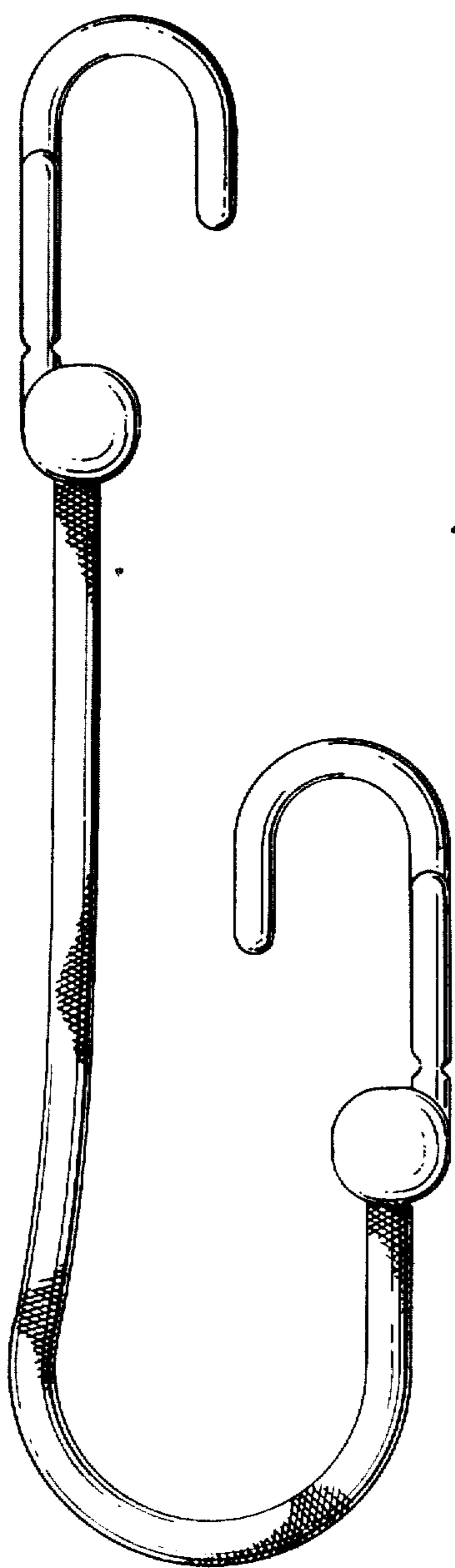


FIG. 2

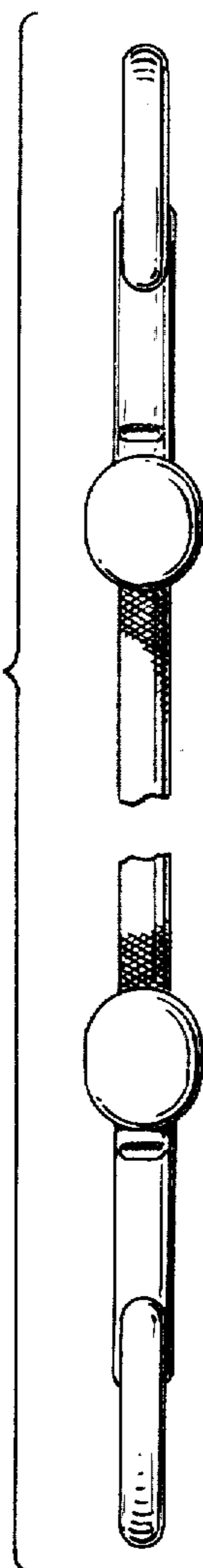


FIG. 3

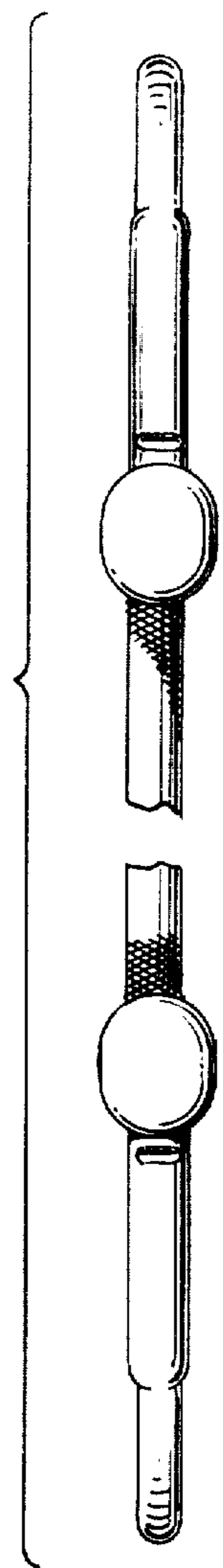
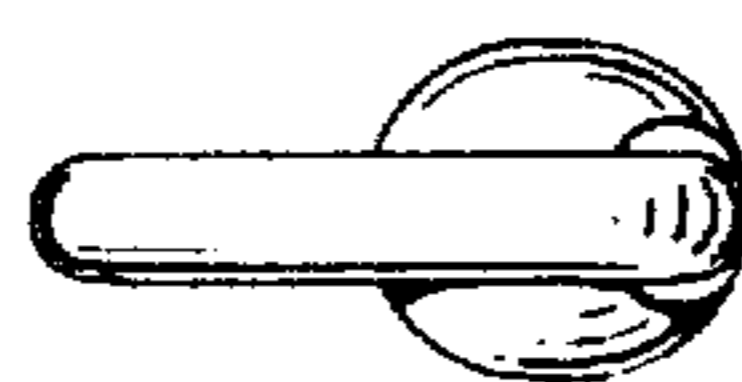


FIG. 4



UNITED STATES PATENT AND TRADEMARK OFFICE
CERTIFICATE OF CORRECTION

PATENT NO. : Des. 272518
DATED : February 7, 1984
INVENTOR(S) : Eldon SMITH

It is certified that error appears in the above-identified patent and that said Letters Patent is hereby corrected as shown below:

At column 2, line 4, the number "40" should be changed to
---to---.

Signed and Sealed this

Seventeenth Day of April 1984

[SEAL]

Attest:

Attesting Officer

GERALD J. MOSSINGHOFF

Commissioner of Patents and Trademarks