

# United States Patent [19]

Hirose et al.

[11] **Des. 272,509**

[45] **\*\* Feb. 7, 1984**

[54] **ELECTRONIC COOKING APPARATUS**

3,732,803 5/1973 Buxmann ..... 99/401 X

[75] Inventors: **Yoshitsugu Hirose; Masakazu Sugiyama**, both of Osaka, Japan

### FOREIGN PATENT DOCUMENTS

[73] Assignee: **Sharp Corporation**, Osaka, Japan

2339825 3/1975 Fed. Rep. of Germany ..... 99/385

562598 6/1975 Switzerland ..... 99/385

610747 5/1979 Switzerland ..... 99/390

[\*\*] Term: **14 Years**

*Primary Examiner*—Catherine E. Kemper  
*Attorney, Agent, or Firm*—Flehr, Hohbach, Test, Albritton & Herbert

[21] Appl. No.: **231,760**

[22] Filed: **Feb. 5, 1981**

### [57] CLAIM

### [30] Foreign Application Priority Data

Aug. 14, 1980 [JP] Japan ..... 55-33568

The ornamental design for an electronic cooking apparatus, as shown and described.

[51] Int. Cl. .... **D7-02**

### DESCRIPTION

[52] U.S. Cl. .... **D7/365**

[58] Field of Search ..... D7/323, 328, 329, 362, D7/363, 365, 367; 99/385, 390, 400, 401

FIG. 1 is a front elevational view of an electronic cooking apparatus showing our new design;

FIG. 2 is a rear elevational view thereof;

FIG. 3 is a right side elevational view thereof;

FIG. 4 is a left side elevational view thereof;


FIG. 5 is a plan view thereof; and


FIG. 6 is a bottom view thereof.

### [56] References Cited


#### U.S. PATENT DOCUMENTS

2,255,466 9/1941 Jenkins ..... 99/385 X






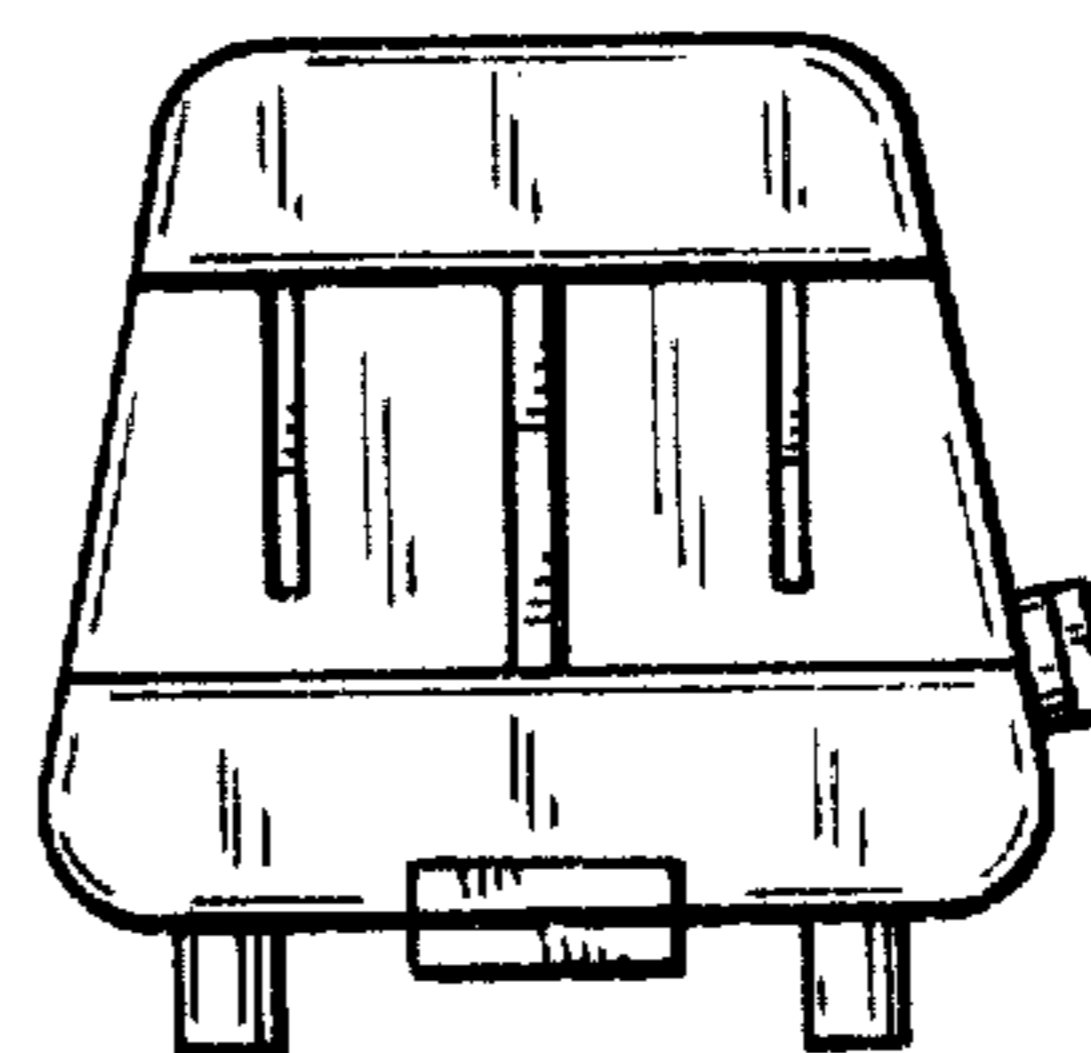
**FIG\_1**



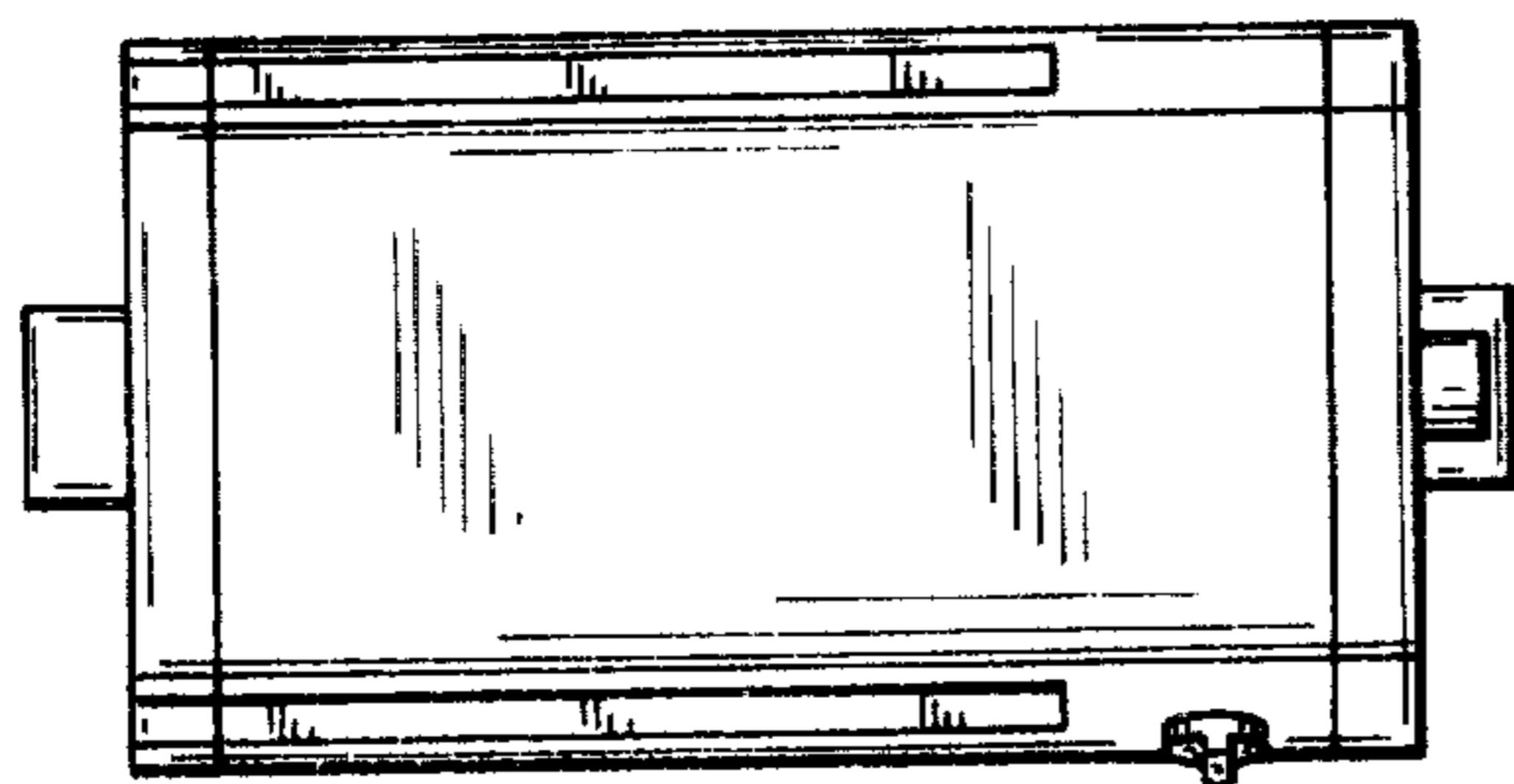
**FIG\_2**




**FIG\_3**



**FIG\_4**



**FIG\_5**



**FIG\_6**