

[54] **GOLFER'S TOOL**

[75] Inventor: **Patrick C. Burns**, Clifton Hill,
Australia

[73] Assignee: **P. C. Burns Pty. Limited**, Clifton
Hill, Australia

[**] Term: **14 Years**

[21] Appl. No.: **334,523**

[22] Filed: **Dec. 28, 1981**

[30] **Foreign Application Priority Data**

Jun. 30, 1981 [AU] Australia 84,505

[51] Int. Cl. **D21-01**

[52] U.S. Cl. **D21/234**

[58] Field of Search **D21/234; 273/32 B;**
D8/1, 9, 79, 89

[56] **References Cited**

U.S. PATENT DOCUMENTS

D. 190,333 5/1961 Gunderson D21/234
D. 197,205 12/1963 Estwing D8/89
D. 254,211 2/1980 Gutknecht D21/234

Primary Examiner—Melvin B. Feifer

Attorney, Agent, or Firm—Larson and Taylor

[57] **CLAIM**

The ornamental design for a golfer's tool, as shown.

DESCRIPTION

FIG. 1 is a top perspective of the golfer's tool showing my new design;

FIG. 2 is a perspective from below of the tool;

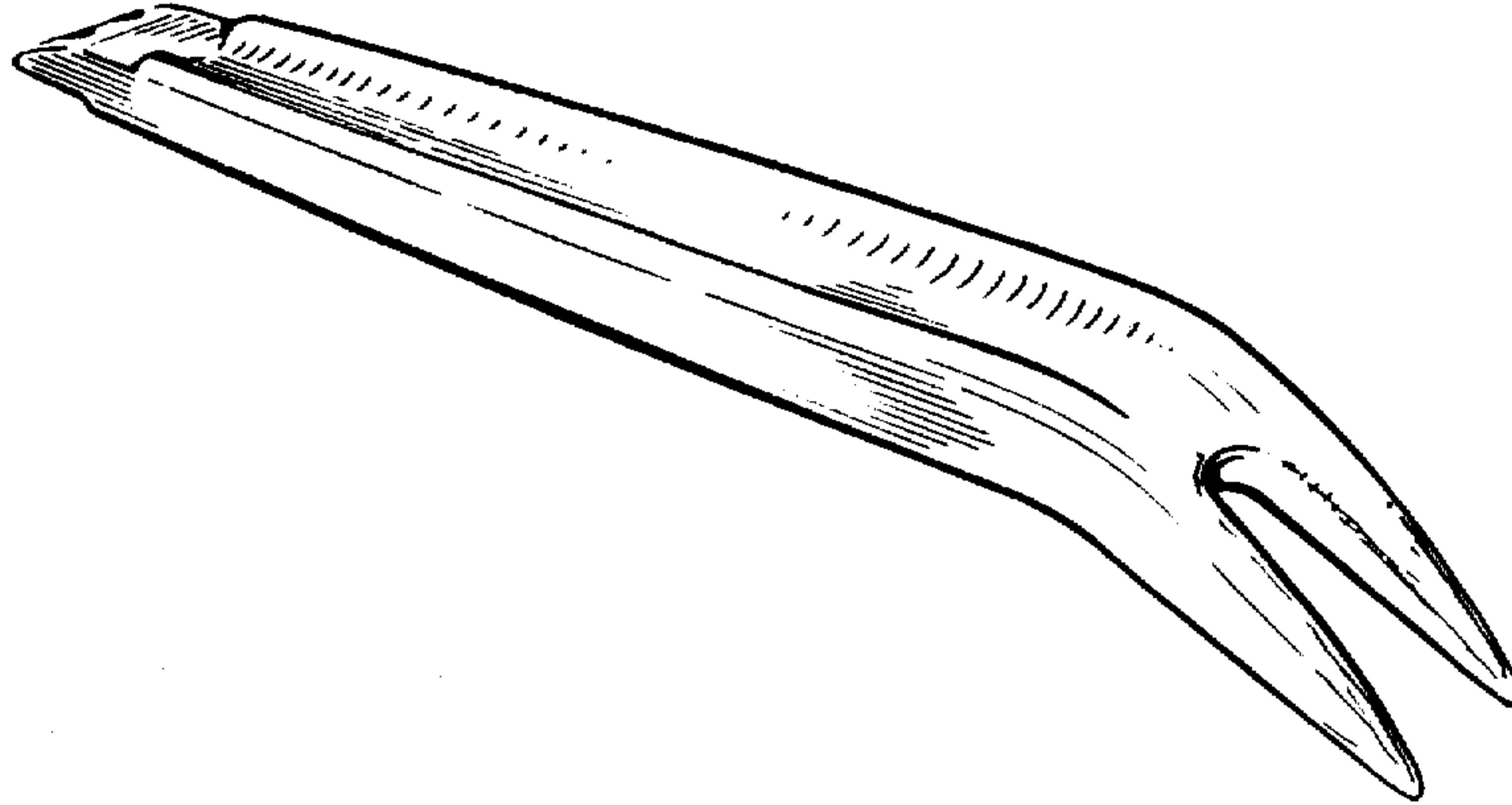
FIG. 3 is a side elevation of the tool;

FIG. 4 is a top plan view of the tool;

FIG. 5 is a view in the direction of arrow 5 of FIG. 1;

and

FIG. 6 is a view in the direction of arrow 6 of FIG. 1.



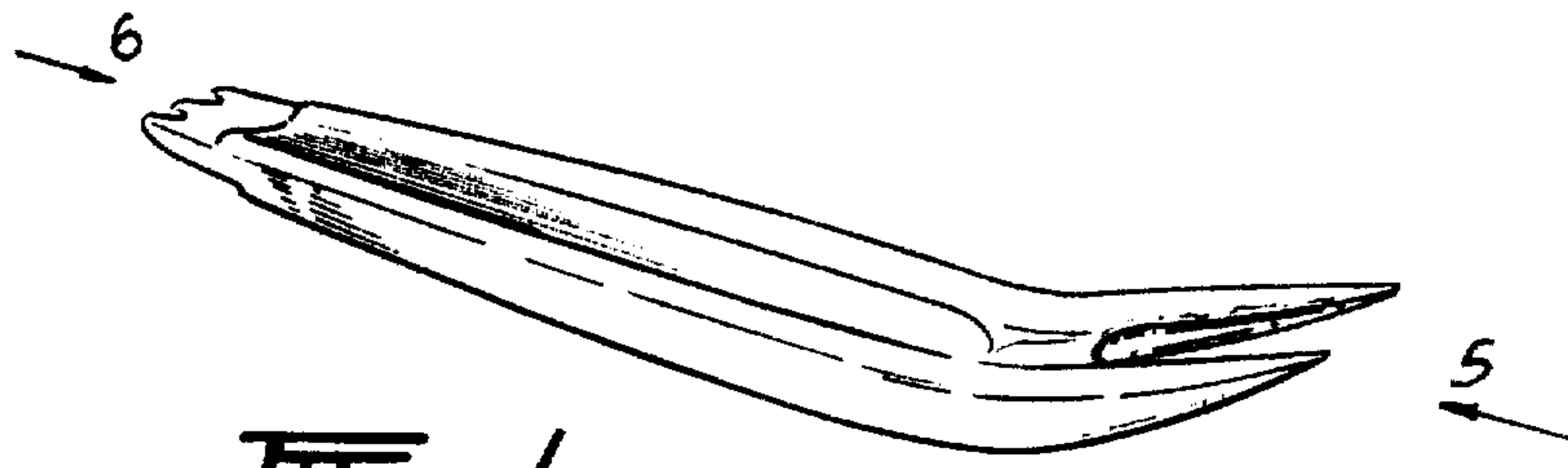


FIG. 1.

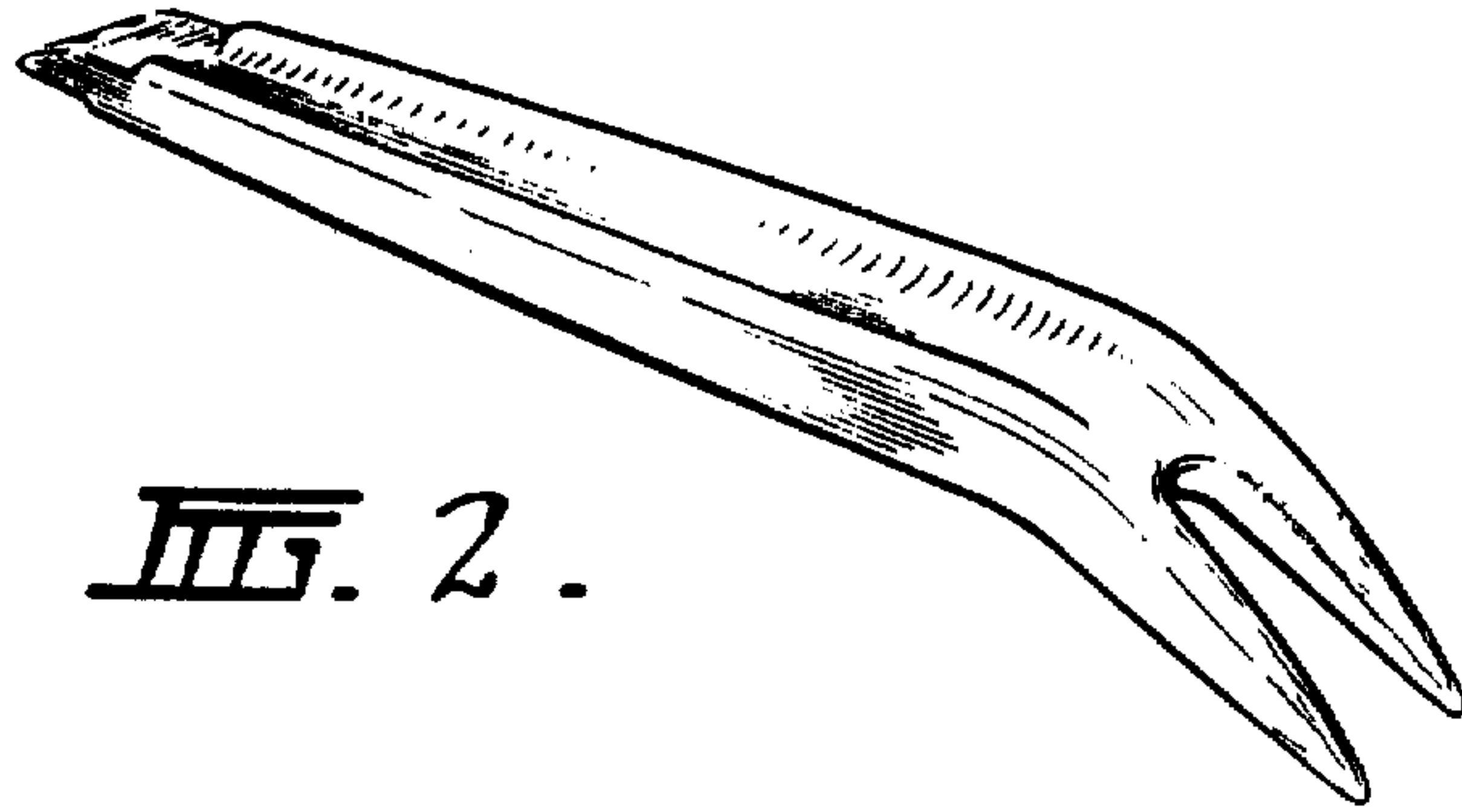


FIG. 2.




FIG. 3.




FIG. 4.

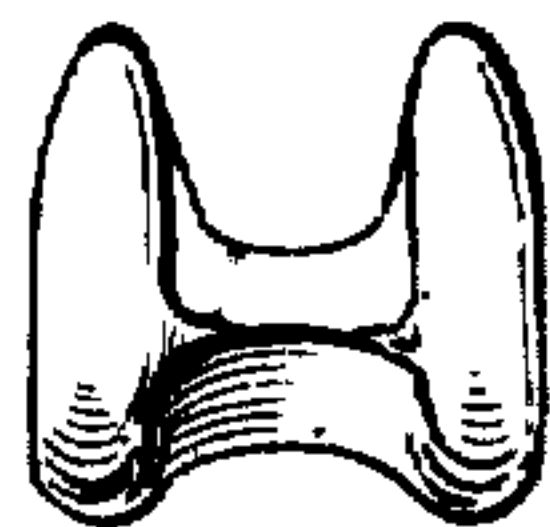


FIG. 5.

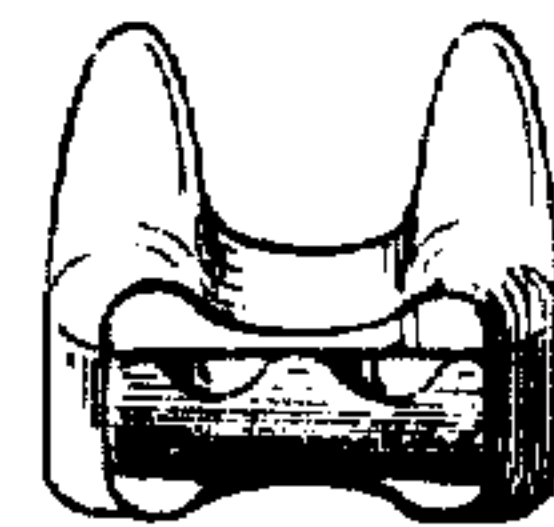


FIG. 6.