

[54] CONTROL PANEL

[75] Inventors: H. Patrick Thornton, Acton; Hugh D. Dyer, Norton; Frank R. Keeler, Needham, all of Mass.

[73] Assignee: American District Telegraph Company, New York, N.Y.

[**] Term: 14 Years

[21] Appl. No.: 321,122

[22] Filed: Nov. 13, 1981

[51] Int. Cl. D13-03

[52] U.S. Cl. D13/35

[58] Field of Search D13/11, 12, 30-32, D13/35, 37, 40, 1; D10/104, 106, 121; 361/331, 2, 334, 5, 338, 346, 356-358, 379-381, 383, 4, 390, 395-399; 340/365 R, 500; 307/11, 20; 200/5 R, 5 A, 5 D-5 F; D14/115, 59, 60

[56] References Cited

U.S. PATENT DOCUMENTS

D. 258,954 4/1981 Leon D13/12
D. 264,348 5/1982 Turk et al. D13/12


Primary Examiner—Wallace R. Burke
Assistant Examiner—Lynn Wilder
Attorney, Agent, or Firm—Weingarten, Schurgin, Gagnebin & Hayes

[57] CLAIM

The ornamental design for a control panel, as shown.

DESCRIPTION

FIG. 1 is a perspective view of a control panel embodying our new design;
FIG. 2 is a left side elevational view, the right side being a mirror image thereof;
FIG. 3 is a front elevational view thereof;
FIG. 4 is a top plan view thereof; and
FIG. 5 is a bottom plan view thereof.



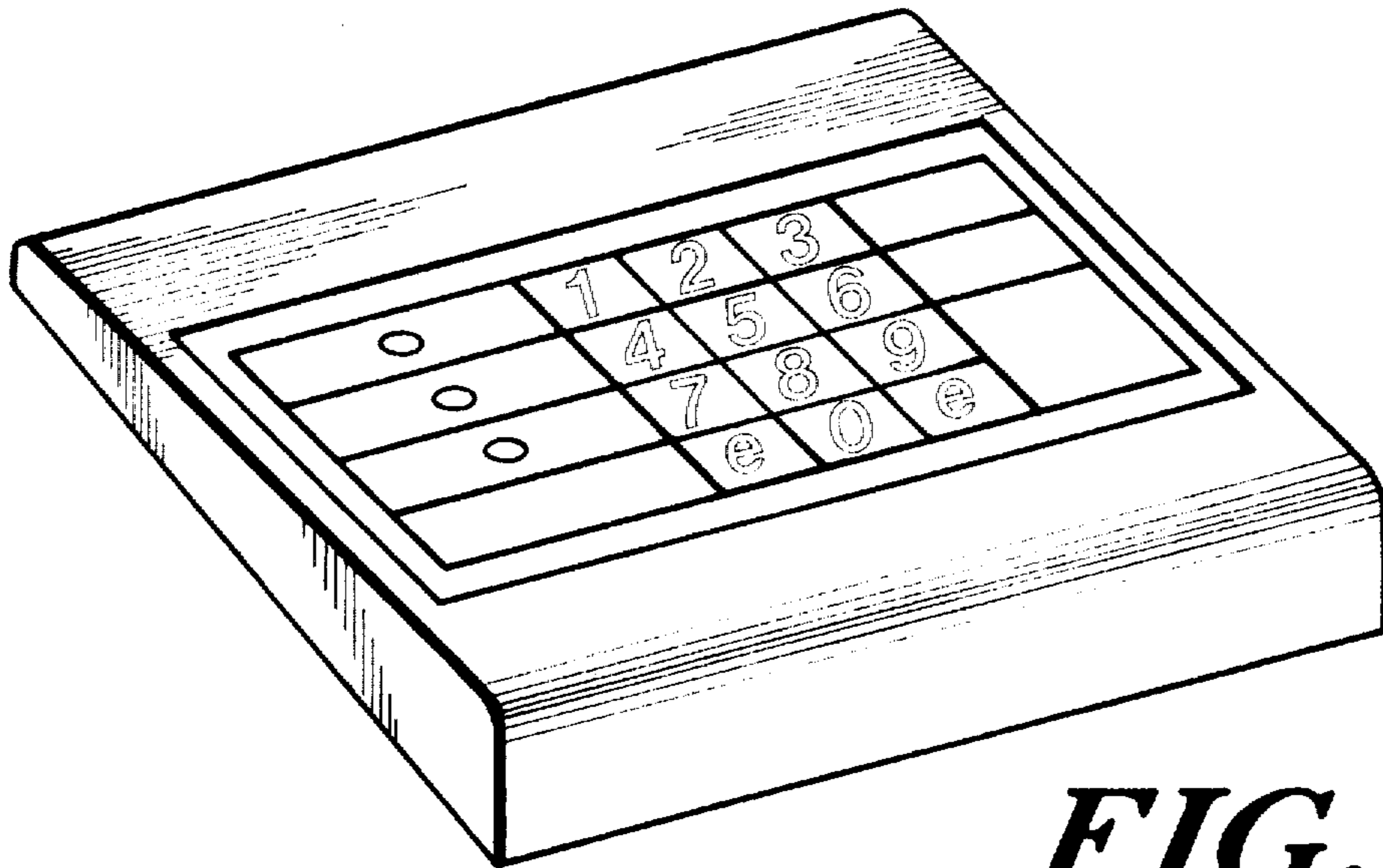


FIG. 1



FIG. 2



FIG. 3




FIG. 4




FIG. 5