

[54] CONTROL PANEL

[75] Inventors: Beth A. Trabucchi, New York, N.Y.;
Hugh D. Dyer, Norton; Frank R.
Keeler, Needham, both of Mass.

[73] Assignee: American District Telegraph
Company, New York, N.Y.

[**] Term: 14 Years

[21] Appl. No.: 321,108

[22] Filed: Nov. 13, 1981

[51] Int. Cl. D13-03

[52] U.S. Cl. D13/35

[58] Field of Search D13/11, 12, 30, 31,
D13/32, 35, 37, 40, 41; D10/104, 106, 121;
361/331, 2, 334, 5, 338, 346, 356-358, 379-381,
383, 4, 390, 395-399; 340/365 R, 500; 307/11,
20; 200/5 R, 5 A, 5 D, 5 E, 5 F; D14/115, 59,
60

[56] References Cited

U.S. PATENT DOCUMENTS

D. 241,323 7/1976 Sparks et al. D10/106
4,074,350 2/1978 Roch et al. D13/12

Primary Examiner—Wallace R. Burke

Assistant Examiner—Lynn Wilder

[57] CLAIM

The ornamental design for a control panel, as shown.

DESCRIPTION

FIG. 1 is a perspective view of a control panel embody-
ing our new design;
FIG. 2 is a side elevational view thereof;
FIG. 3 is a front elevational view thereof;
FIG. 4 is a top plan view thereof; and
FIG. 5 is a bottom plan view thereof.




FIG. 1

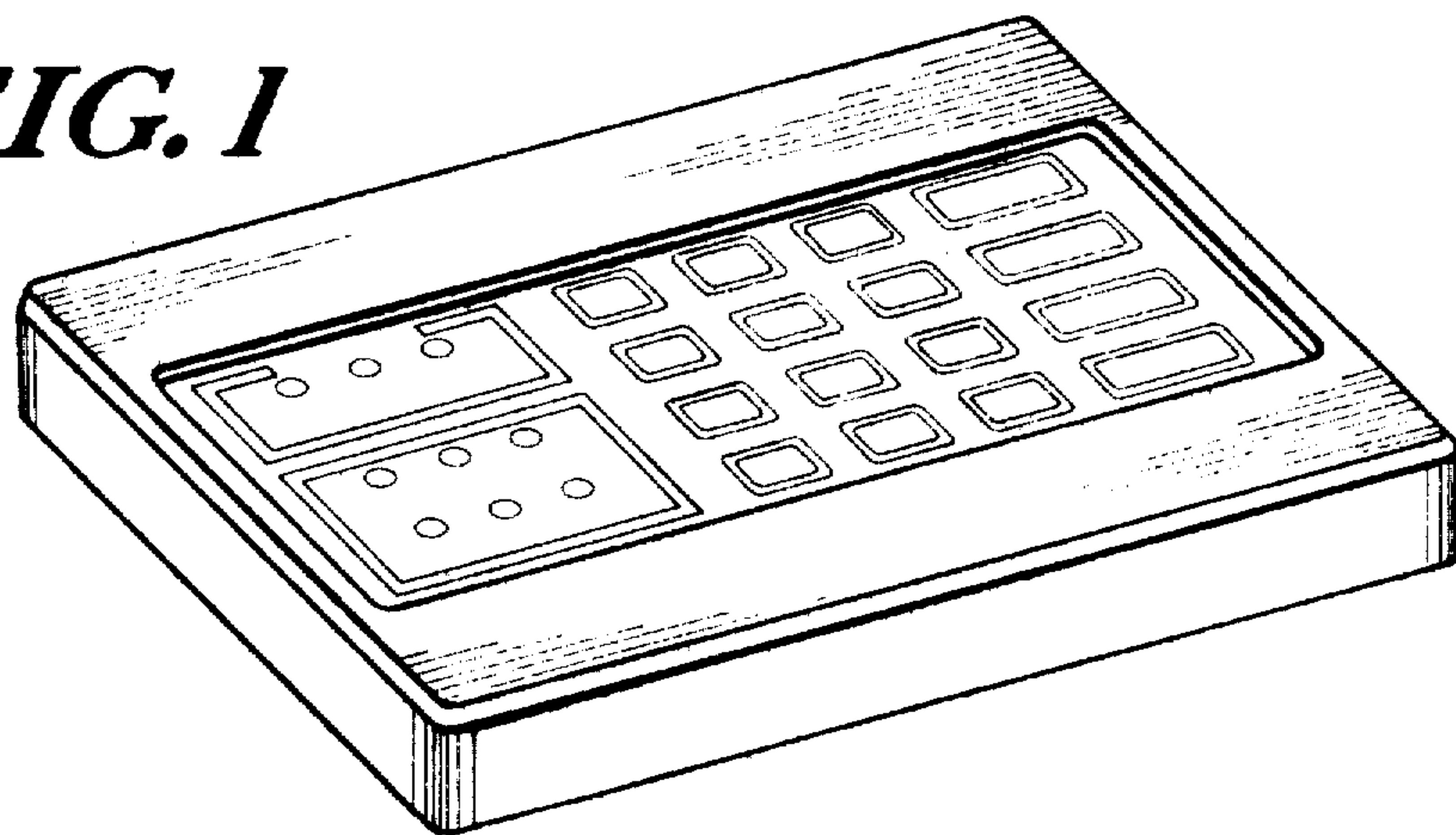


FIG. 2



FIG. 3

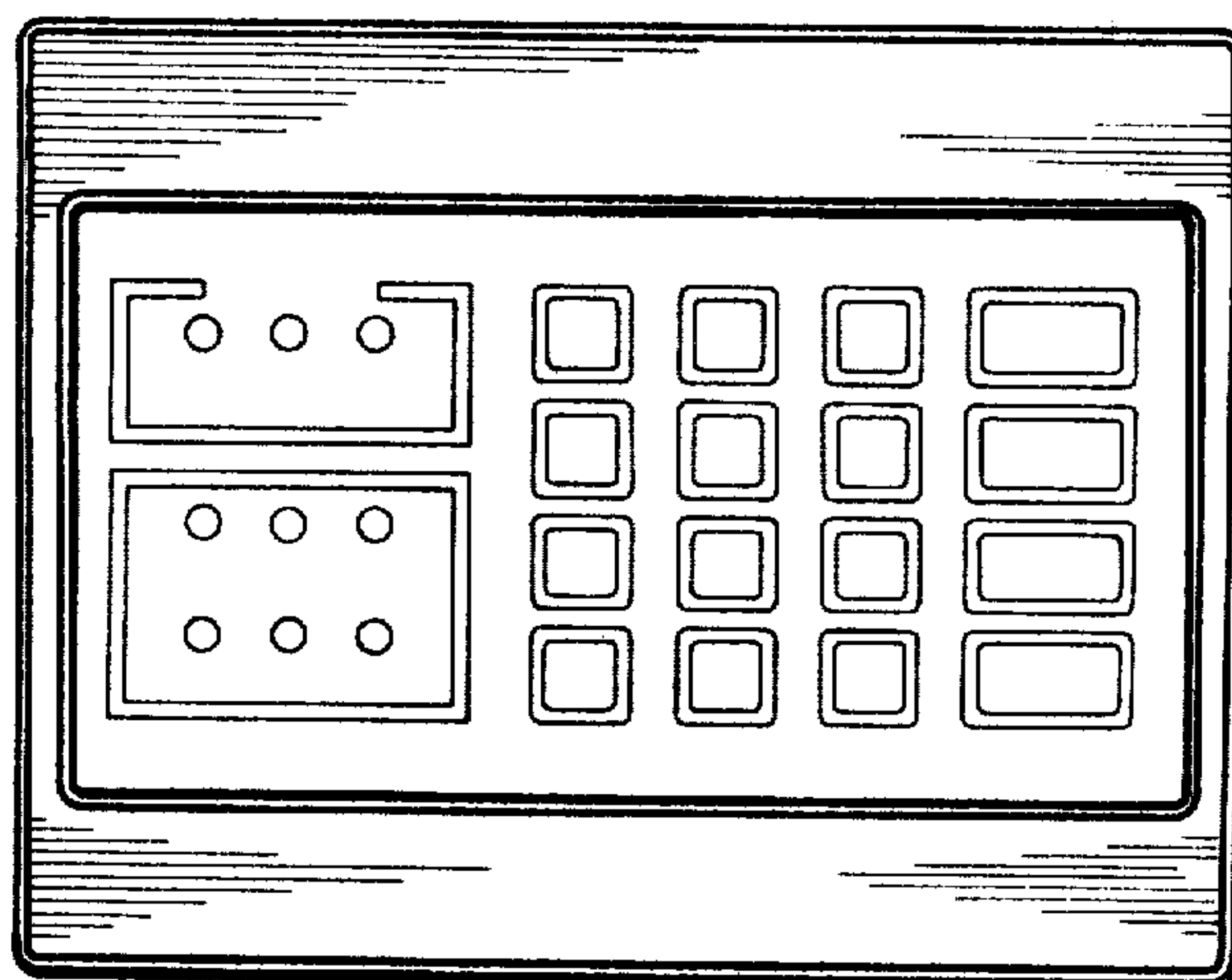


FIG. 4

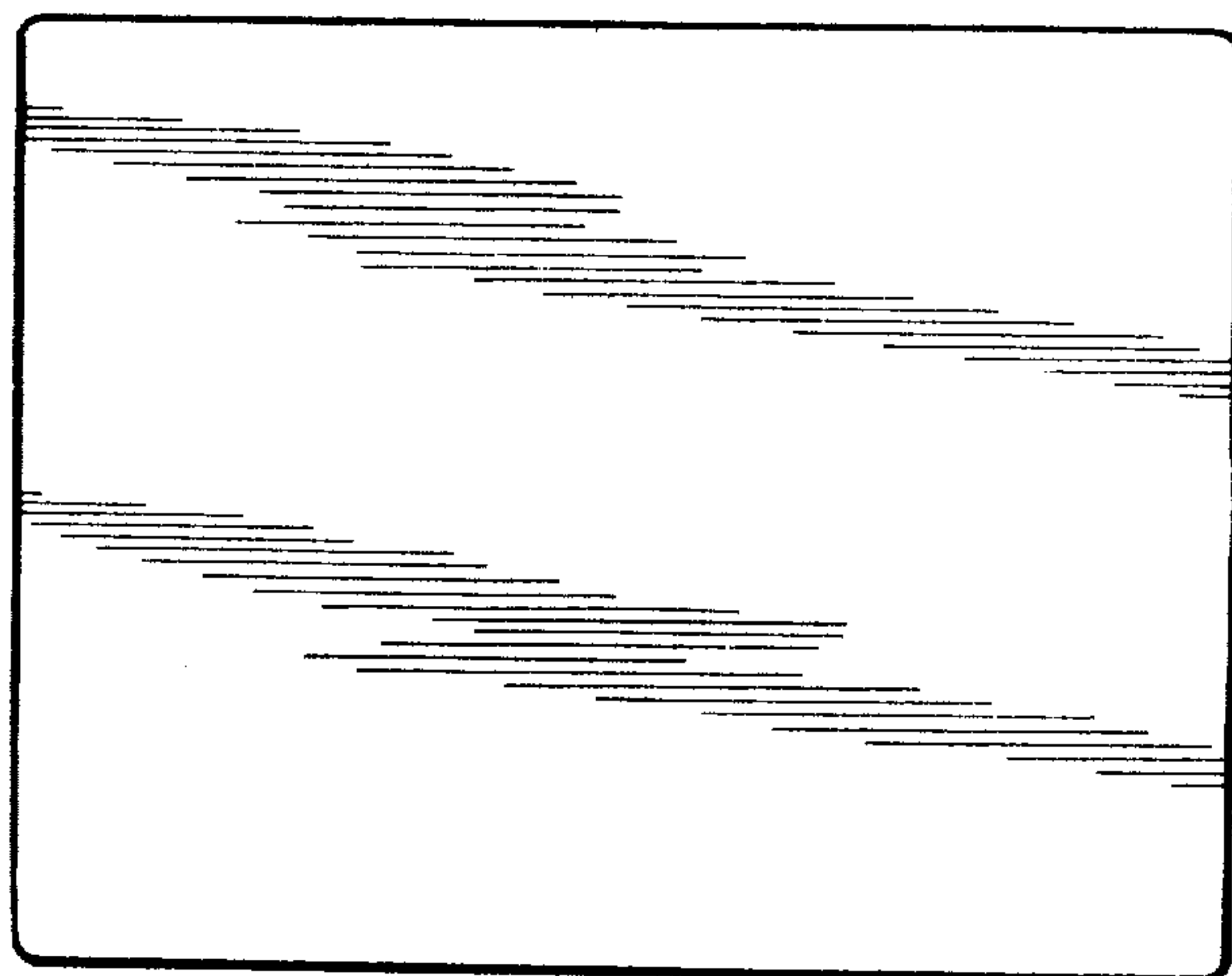


FIG. 5