

[54] STEP PLATE

[75] Inventors: Ronald A. Minichillo; Wayne R. Broyles, both of Elkhart, Ind.

[73] Assignee: Kemberly, Inc., Elkhart, Ind.

[**] Term: 14 Years

[21] Appl. No.: 343,437

[22] Filed: Jan. 28, 1982

[51] Int. Cl. D12-16; D25-02

[52] U.S. Cl. D12/203; D25/69

[58] Field of Search 52/179; D25/69; D12/203; 280/166, 169

[56] References Cited

U.S. PATENT DOCUMENTS

D. 195,504	6/1963	Klaite	D25/69
D. 256,618	8/1980	Klein	D25/69
1,784,781	12/1930	Bronson	280/169
1,873,504	8/1932	Stewart	280/169

Primary Examiner—A. Hugo Word

Attorney, Agent, or Firm—Marmaduke A. Hobbs

[57] CLAIM

The ornamental design for a step plate, substantially as shown and described.

DESCRIPTION

FIG. 1 is a perspective view of a step plate embodying the present design;

FIG. 2 is a top plan view of the step plate shown in FIG. 1;

FIG. 3 is an elevational view of the side shown in FIG. 1;

FIG. 4 is an elevational view of the side opposite that shown in FIGS. 1 and 3;

FIG. 5 is a bottom elevational view;

FIG. 6 is an elevational view of the end opposite that seen in FIG. 1; and

FIG. 7 is an enlarged cross sectional view taken on line 7-7 of FIG. 5.

The name "John Doe" is included only to illustrate the use of a personalized plate insert secured in a longitudinal groove on the upper surface of the step plate.




Fig. 1




Fig. 2



Fig. 3




Fig. 4





Fig. 5

7. + →



7. + →

Fig. 6



Fig. 7

