

[54] **DISPENSING CONTAINER OR THE LIKE**  
 [75] Inventor: **Hanns Persch**, Bodenheim, Fed. Rep. of Germany  
 [73] Assignee: **Firma Kuemmerling GmbH**, Fed. Rep. of Germany  
 [\*\*] Term: **14 Years**  
 [21] Appl. No.: **279,577**  
 [22] Filed: **Jul. 1, 1981**

[51] Int. Cl. .... **D9-03**  
 [52] U.S. Cl. .... **D9/413; D9/420; D9/424**  
 [58] Field of Search ..... **D9/366, 389, 403, 413, D9/414, 417, 418, 424, 420, 423, 431, 432; 220/82 R, 244, 254; 229/20, 17 R, 11, 7 R, 44 R**

[56] **References Cited**  
**U.S. PATENT DOCUMENTS**  
 D. 252,558 8/1979 Beck ..... D9/418  
 D. 260,489 9/1981 Pritchard ..... D9/432

2,692,698 10/1954 Waterman ..... D9/417  
 3,872,996 3/1975 Dogliotti ..... D9/423 X  
 3,964,609 6/1976 Perrella ..... 220/254 X

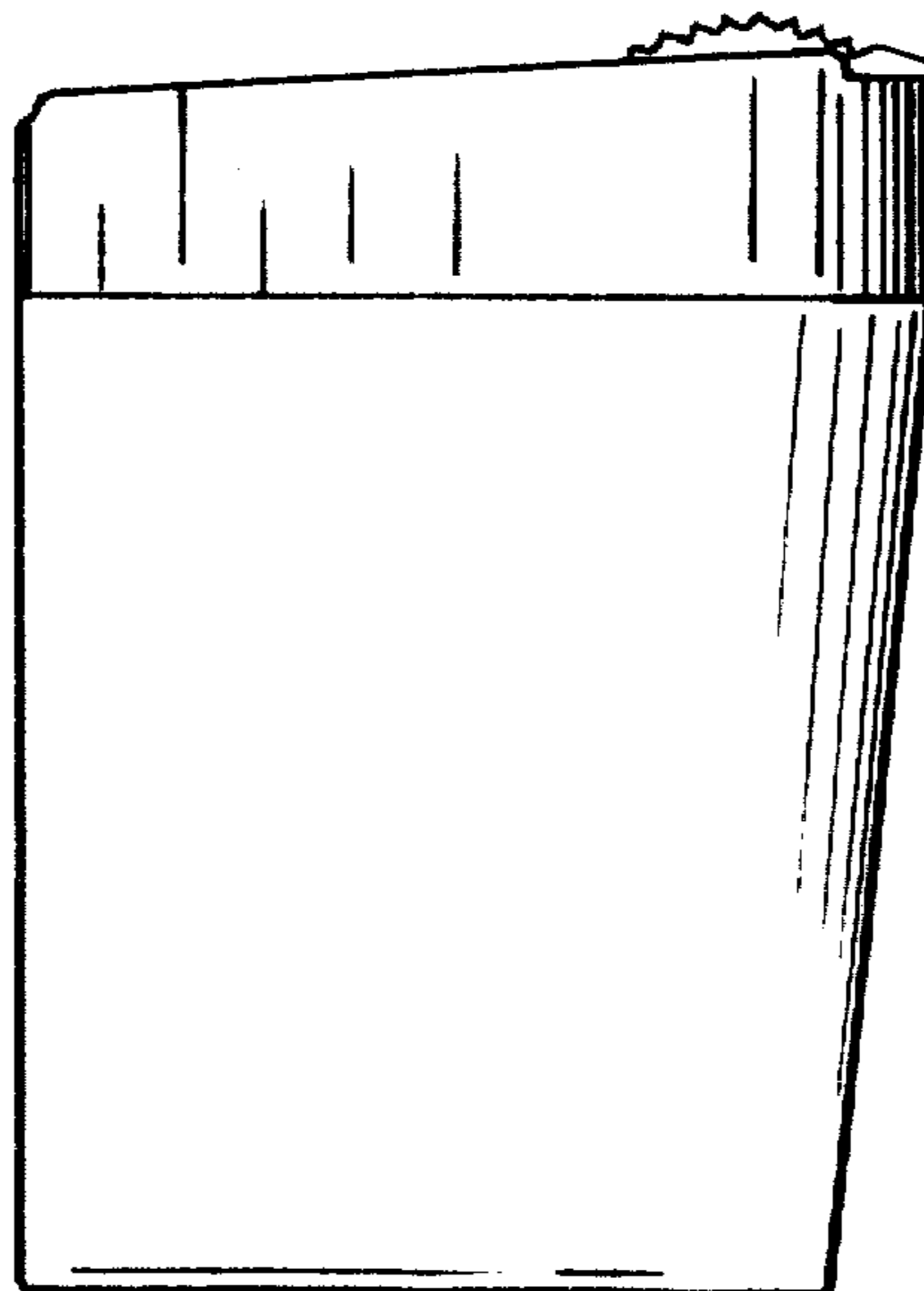
*Primary Examiner*—Robert C. Spangler  
*Attorney, Agent, or Firm*—Webb, Burden, Robinson & Webb

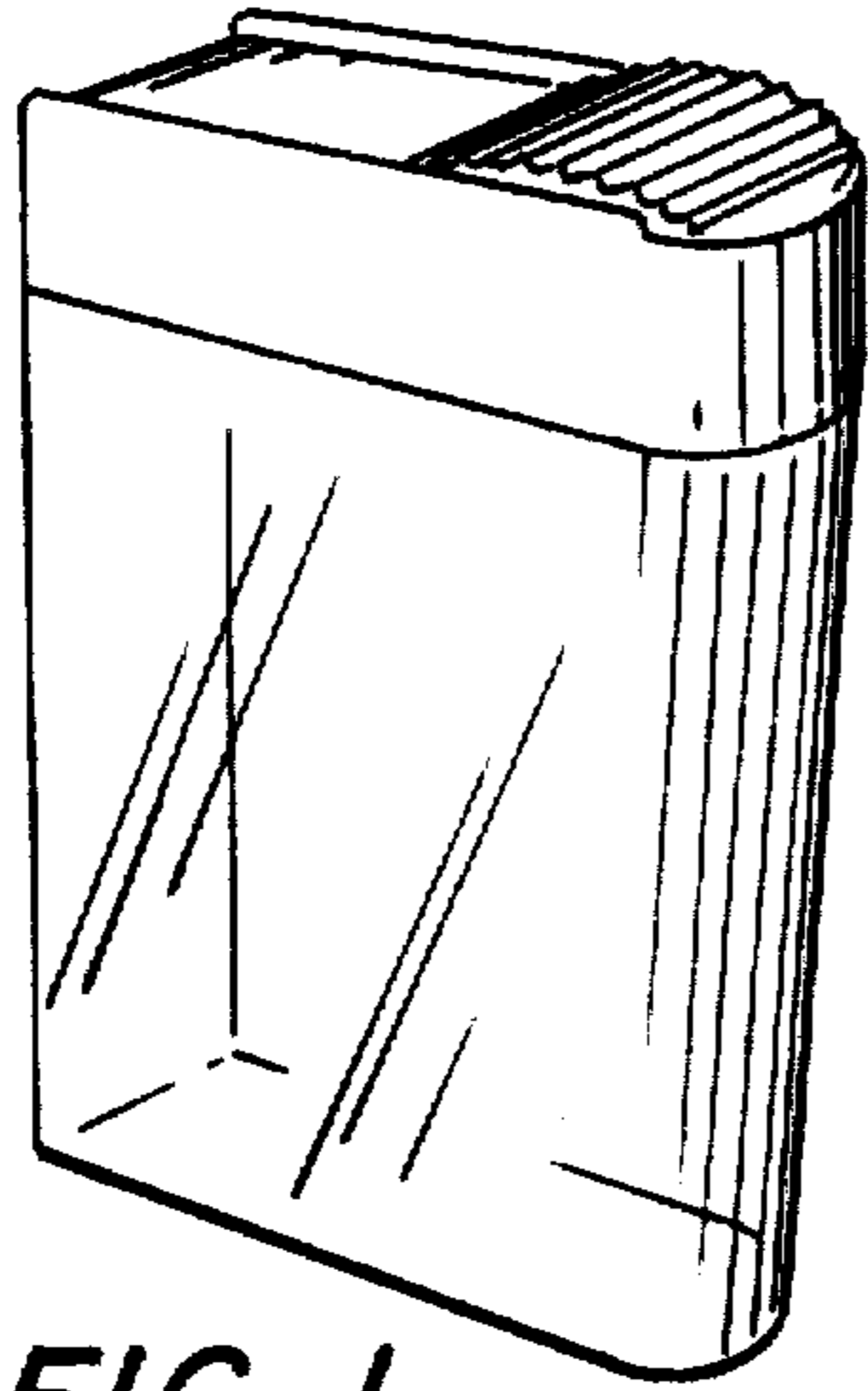
[57] **CLAIM**

The ornamental design for a dispensing container or the like, substantially as shown.

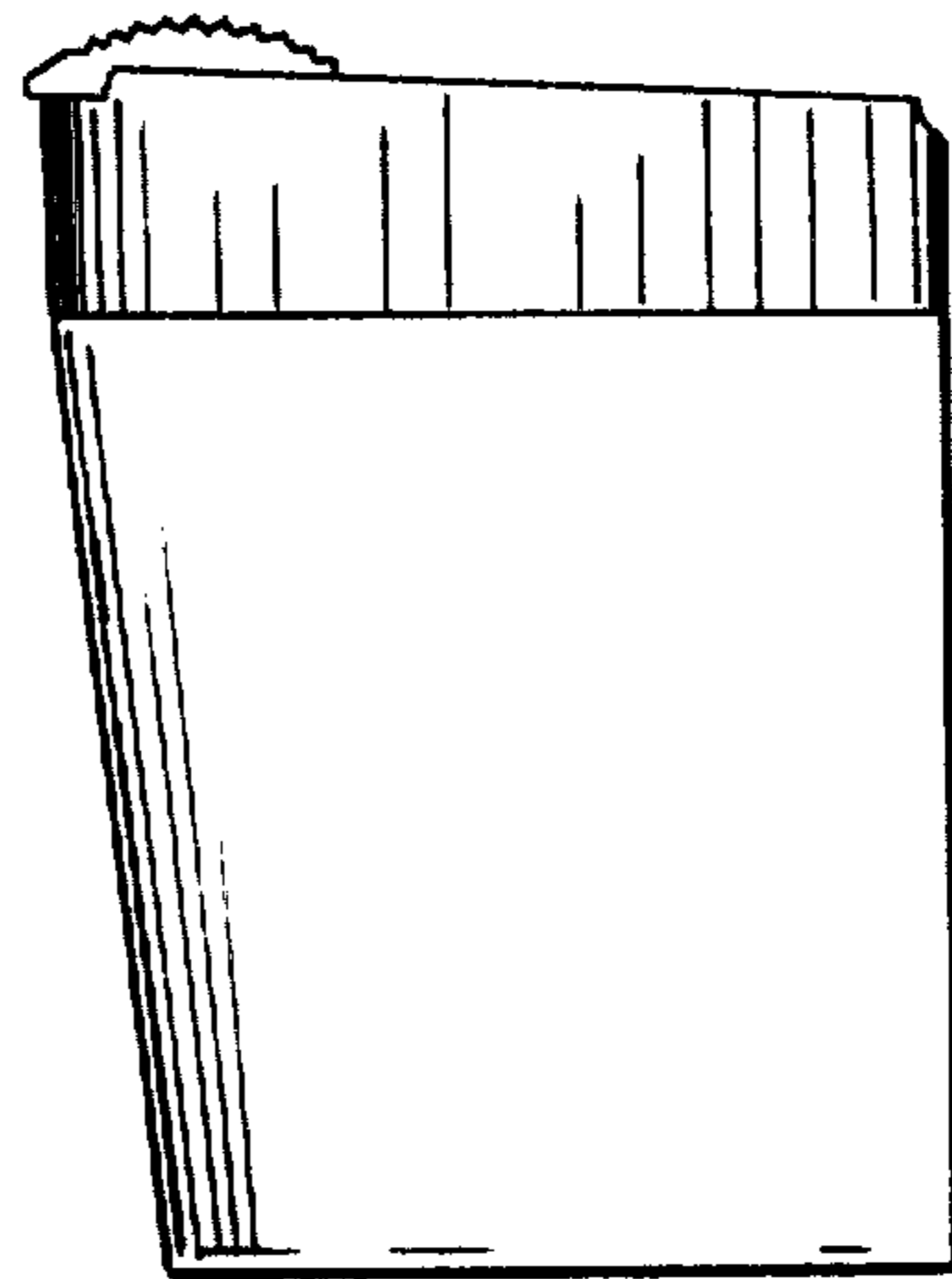
**DESCRIPTION**

FIG. 1 is a perspective view of a dispensing container or the like showing my new design with the lid closed;  
 FIG. 2 is a side elevational view;  
 FIG. 3 is an elevational view showing the side opposite that seen in FIG. 2;  
 FIG. 4 is an end elevational view;  
 FIG. 5 is an elevational view showing the end opposite that seen in FIG. 4;  
 FIG. 6 is a bottom plan view;  
 FIG. 7 is a top plan view; and  
 FIG. 8 is a fragmentary view with the lid open.

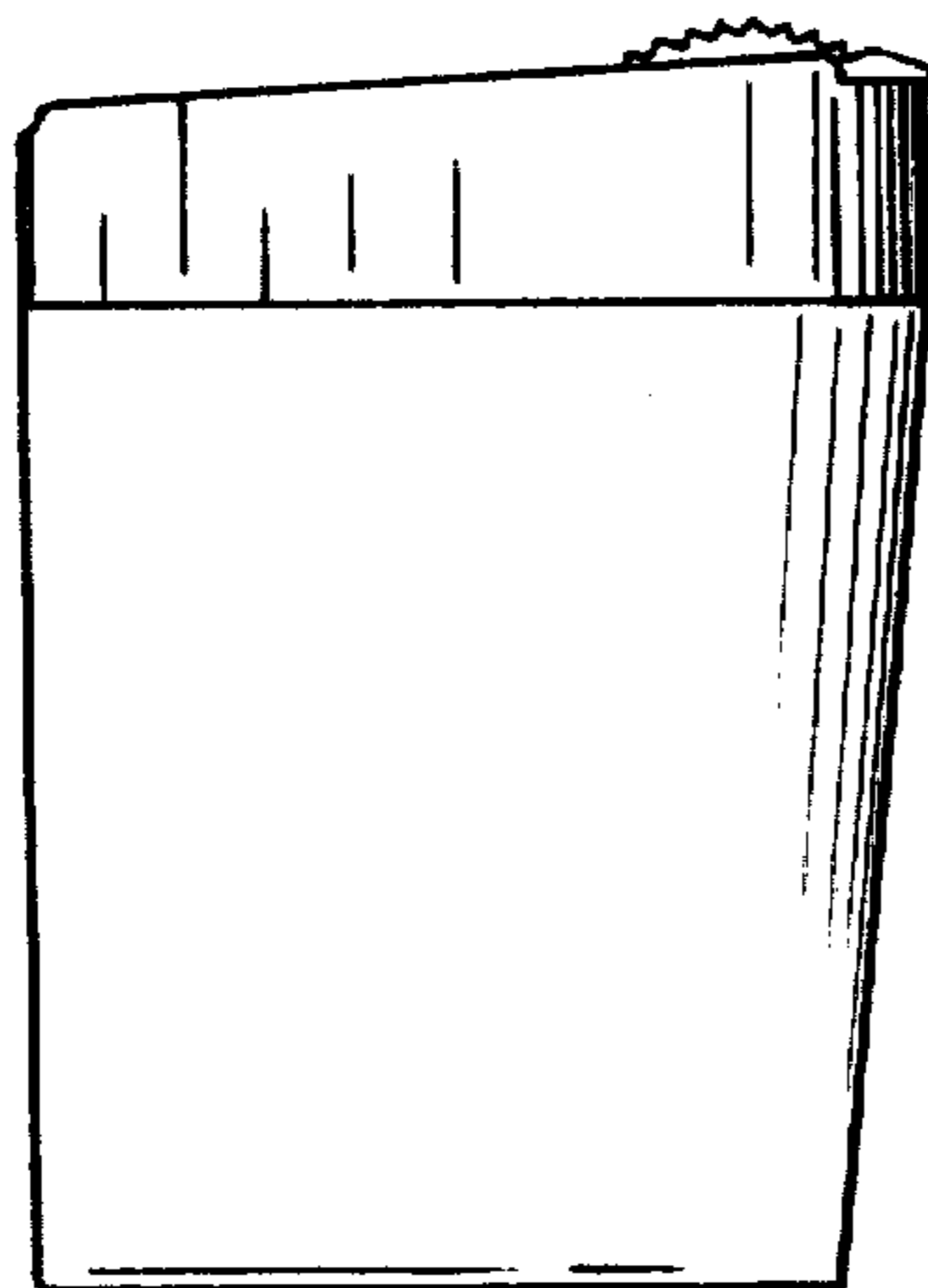





*FIG. 1*



*FIG. 2*



*FIG. 3*



*FIG. 4*




*FIG. 5*



*FIG. 6*



*FIG. 7*



*FIG. 8*