

[54] COIN ENTRY DEVICE

3,783,989 1/1974 Jensen 194/DIG. 20 X

[75] Inventor: William Bartlett, Florissant, Mo.

Primary Examiner—Nelson C. Holtje
Attorney, Agent, or Firm—Cohn, Powell & Hind

[73] Assignee: Coin Acceptors, Inc., St. Louis, Mo.

[**] Term: 14 Years

[57] CLAIM

[21] Appl. No.: 321,383

The ornamental design for a coin entry device, substantially as shown and described.

[22] Filed: Nov. 16, 1981

DESCRIPTION

[51] Int. Cl. D20—01

FIG. 1 is a front elevational view of a coin entry device, showing my new design;

[52] U.S. Cl. D20/9

FIG. 2 is a left side elevational view thereof, the right side being a mirror image thereto;

[58] Field of Search D20/1-9;

194/1 E, 1 K, DIG. 20, 2, 10

FIG. 3 is a rear elevational view thereof;


FIG. 4 is a top plan view thereof.

[56] References Cited

U.S. PATENT DOCUMENTS

- D. 90,266 7/1933 Shinn D20/9
- D. 214,948 8/1969 Koch D20/9

The broken line showing of a mounting plate in FIG. 1 is environmental only and forms no part of the claimed design.






FIG. 4

FIG. 2

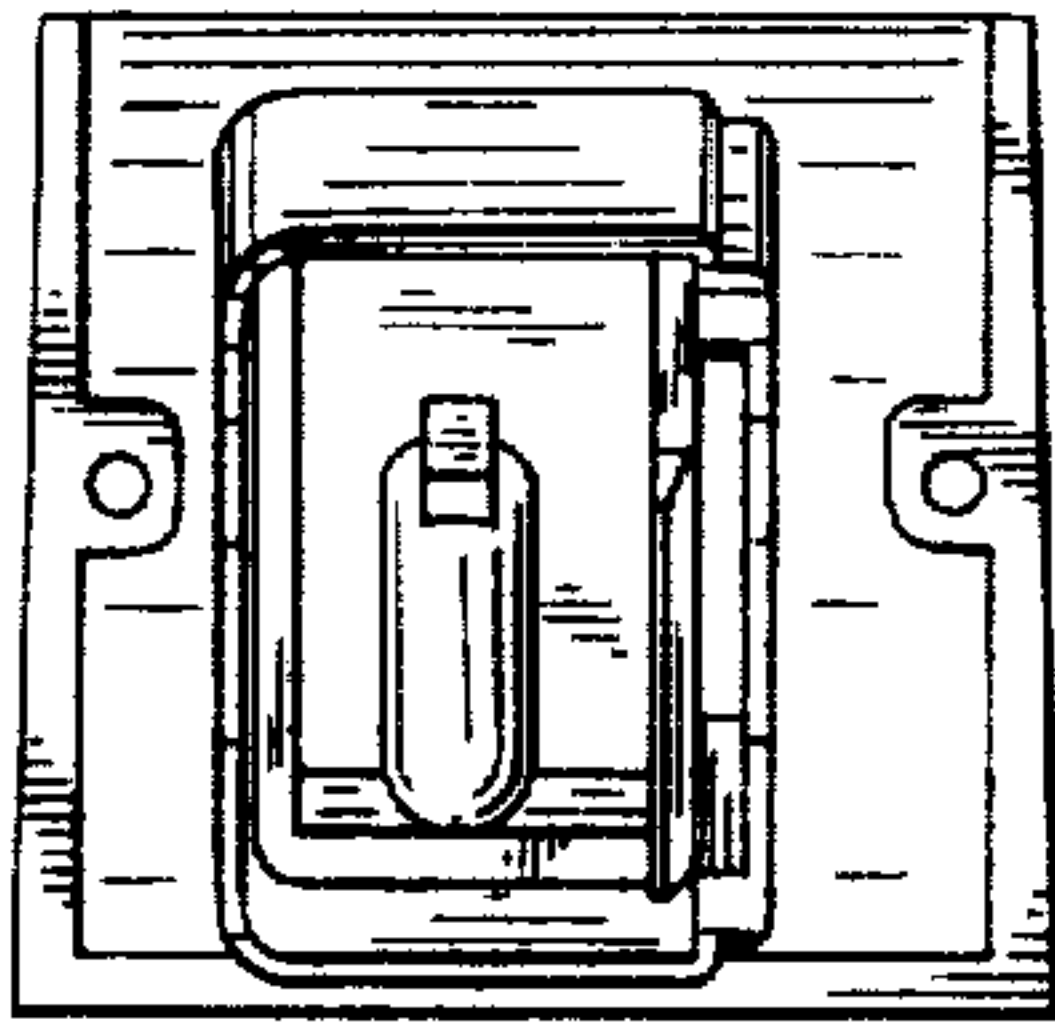



FIG. 3

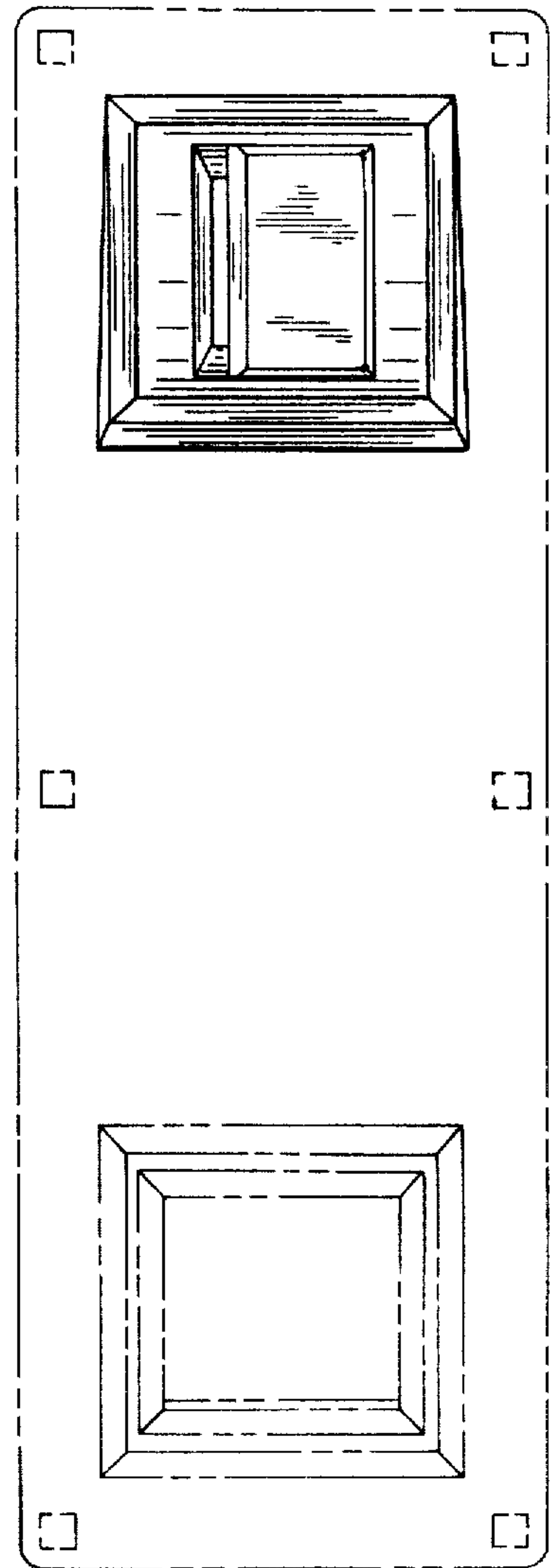


FIG. 1