

[54] COMBINED DECORATION STAMP AND CAP

[75] Inventor: Kazushige Matsumuro, Otsu, Japan

[73] Assignee: The Sailor Pen Co., Ltd., Tokyo, Japan

[**] Term: 14 Years

[21] Appl. No.: 335,538

[22] Filed: Dec. 29, 1981

[51] Int. Cl. D19-02

[52] U.S. Cl. D18/16; D9/315; D28/87

[58] Field of Search D18/13-16, D18/18, 99; 101/327, 371-373, 405, 406; 118/270; D28/85, 87, 88; D9/307, 315, 453, 454; 132/88.5, 88.7; 206/385

[56] References Cited

U.S. PATENT DOCUMENTS

- D. 145,514 9/1946 Duke D18/15
- D. 190,214 4/1961 Wester, Sr. D28/88
- D. 192,673 4/1962 Silson D28/85

- D. 252,161 6/1979 Flower D28/87
- 2,374,065 4/1945 Worthington 132/88.7

Primary Examiner—Louis S. Zarfes
Attorney, Agent, or Firm—Frishauf, Holtz, Goodman and Woodward

[57] CLAIM

The ornamental design for a combined decoration stamp and cap, as shown and described.

DESCRIPTION

FIG. 1 is a front, top and right side perspective view of a combined decoration stamp and cap showing my new design;

FIG. 2 is a front, bottom and left side perspective view of the cap;

FIG. 3 is a front, bottom and left side perspective view with the cap removed;

FIG. 4 is a front elevational view of FIG. 1;

FIG. 5 is an elevational view looking from the left of FIG. 4, the opposite side being a mirror image;

FIG. 6 is an elevational view looking from the rear of FIG. 4;

FIG. 7 is a top plan view thereof; and

FIG. 8 is a bottom plan view thereof.

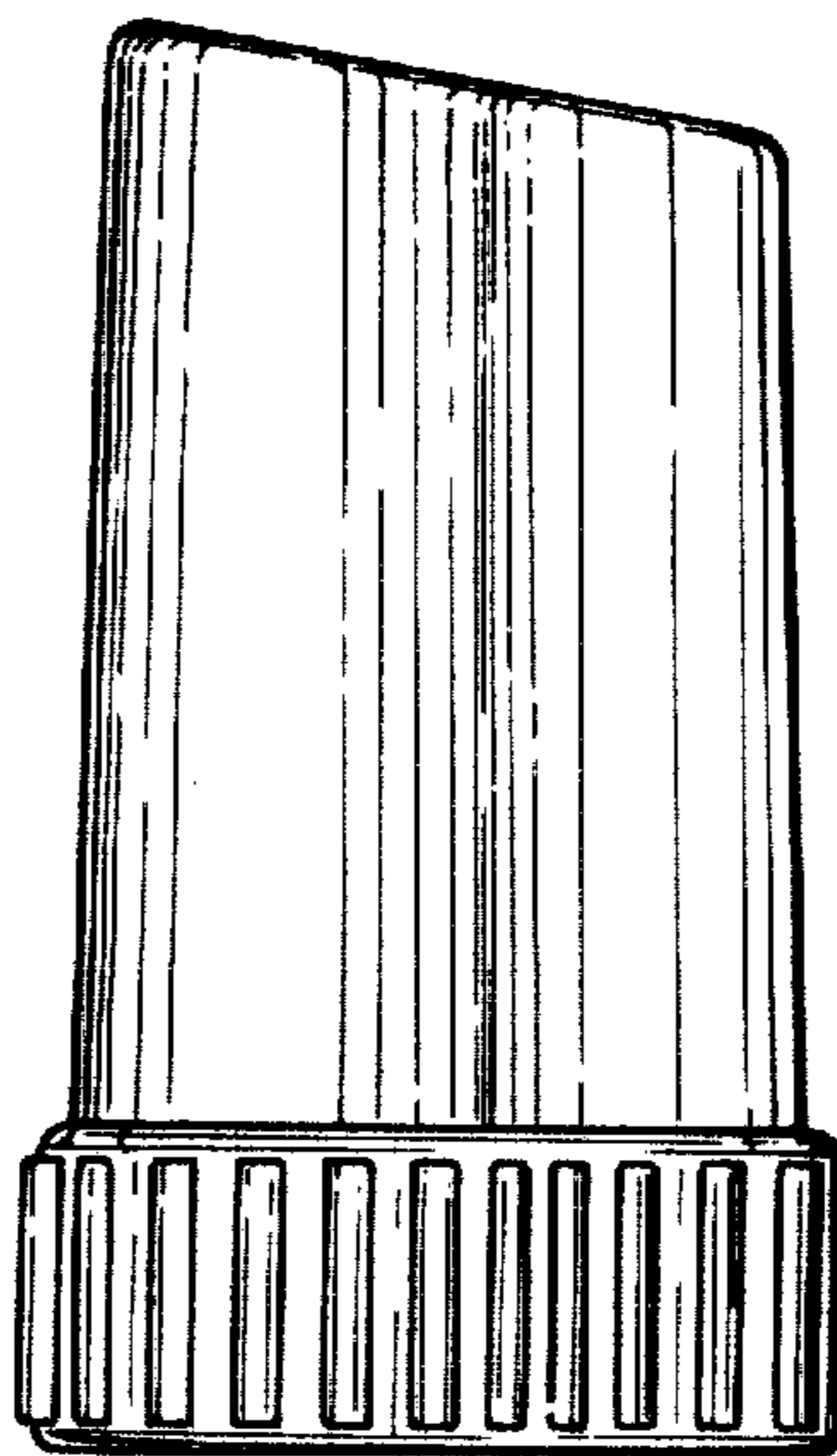


FIG. 1




FIG. 2

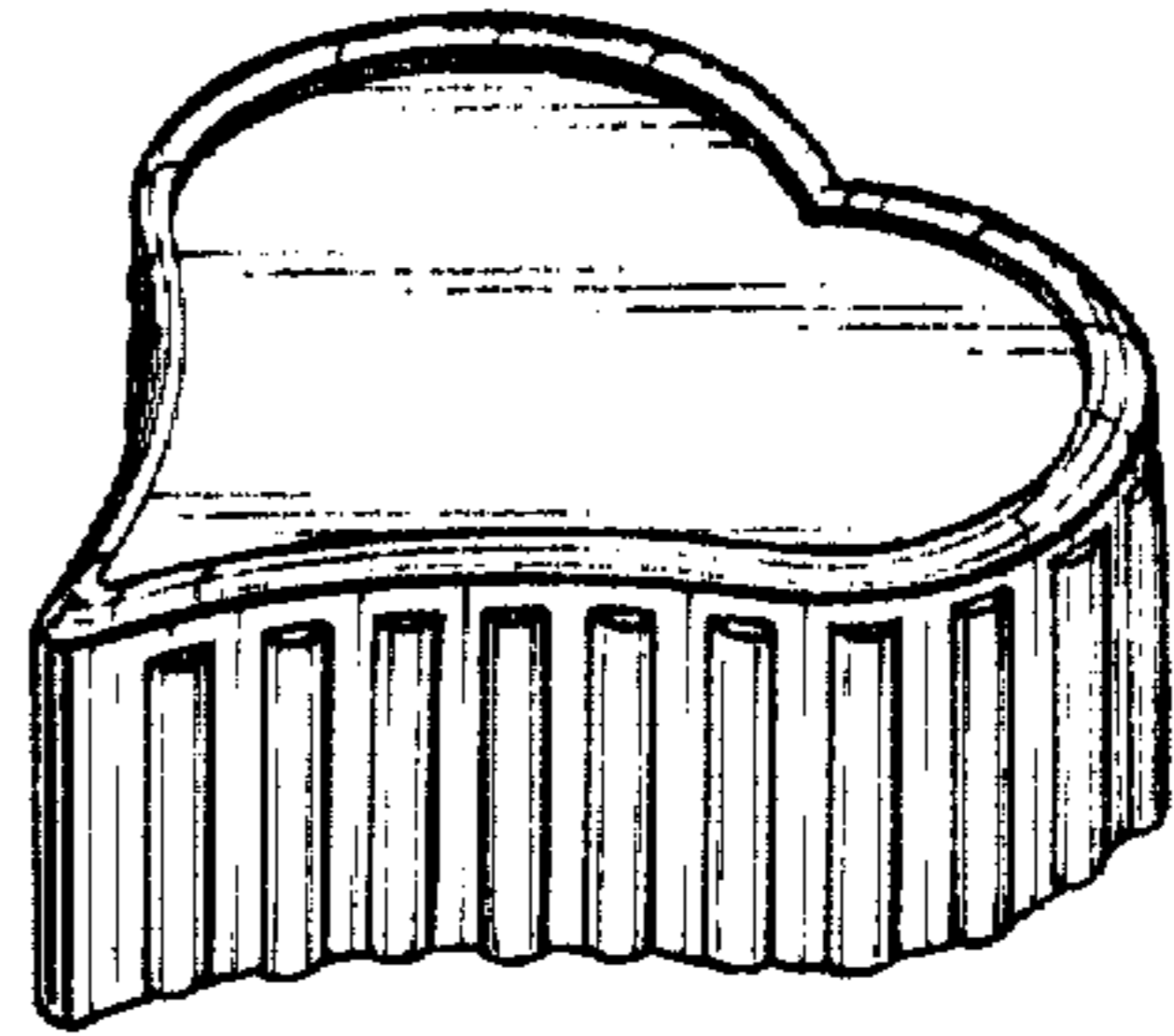


FIG. 3




FIG. 4




FIG. 5

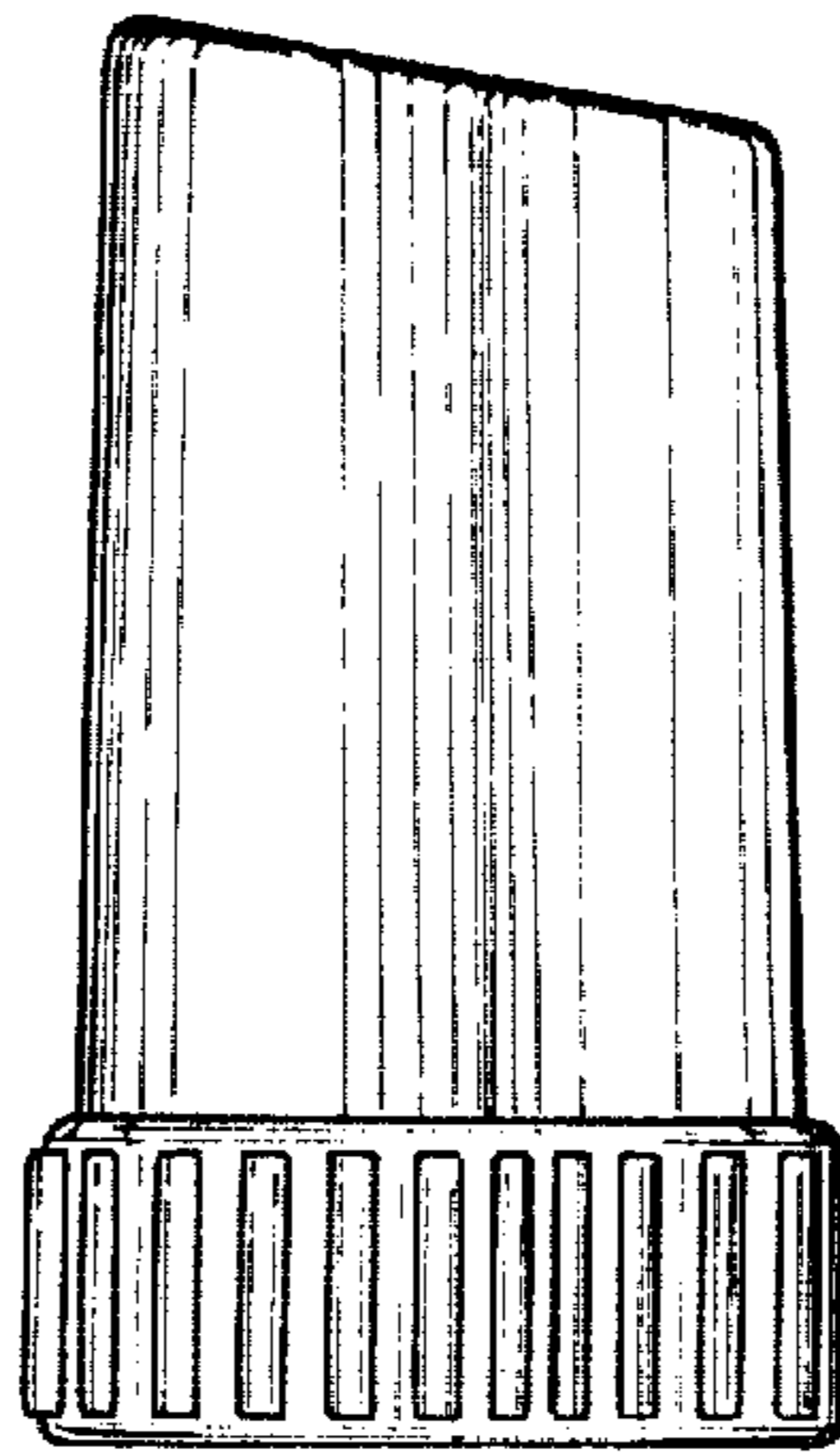


FIG. 6

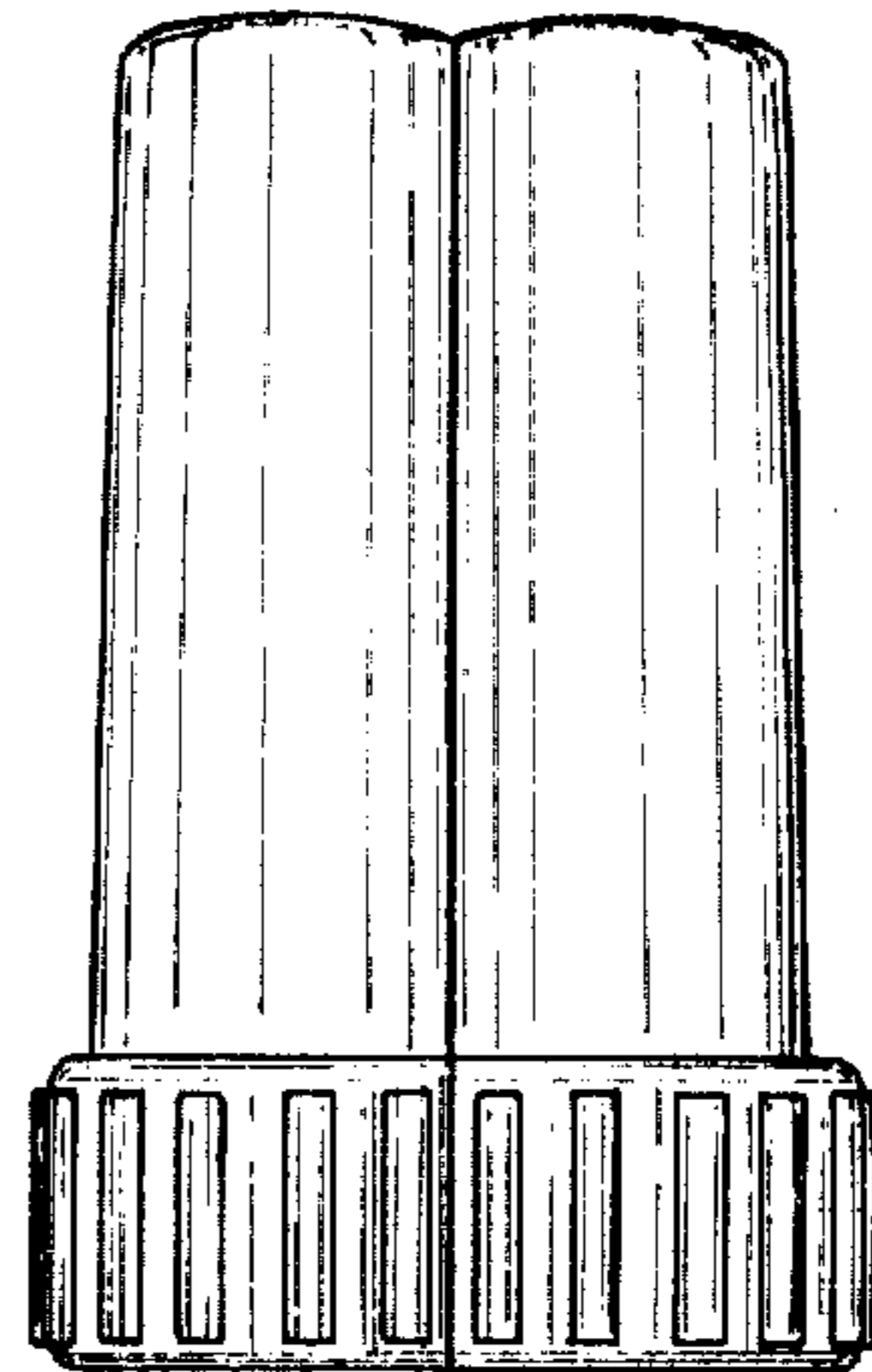


FIG. 7




FIG. 8

