

[54] CLOSURE CAP OR THE LIKE

[56] References Cited

[75] Inventors: **Orris E. Mumford; John F. Hollingsworth**, both of Lancaster, Ohio

U.S. PATENT DOCUMENTS

D. 111,097	8/1938	White .....	D9/453
D. 171,117	12/1953	Ball .....	D8/312
D. 192,757	5/1962	Foss et al. ....	D9/452
D. 200,820	4/1965	Blakslee .....	D9/443
D. 212,843	12/1968	Hart et al. ....	D9/452
3,065,875	11/1962	Negoro .....	D9/454 X
3,365,106	1/1963	Lodding et al. ....	D9/450 X

[73] Assignee: **Anchor Hocking Corporation**, Lancaster, Ohio

*Primary Examiner*—Robert C. Spangler  
*Attorney, Agent, or Firm*—Holland, Armstrong, Wilkie & Previto

[\*\*] Term: **14 Years**

[21] Appl. No.: **279,769**

[57] CLAIM

The ornamental design for a closure cap or the like, substantially as shown.

[22] Filed: **Jul. 2, 1981**

DESCRIPTION

[51] Int. Cl. .... **D9—07**  
 [52] U.S. Cl. .... **D9/452; D9/454**  
 [58] Field of Search ..... **D9/435, 443, 452, 453, D9/454; 215/200, 316; D7/16, 17, 18, 40; D8/312**

FIG. 1 is a perspective view of a closure cap or the like showing our new design;  
 FIG. 2 is a top view thereof;  
 FIG. 3 is a bottom view thereof; and  
 FIG. 4 is a side elevation view thereof.

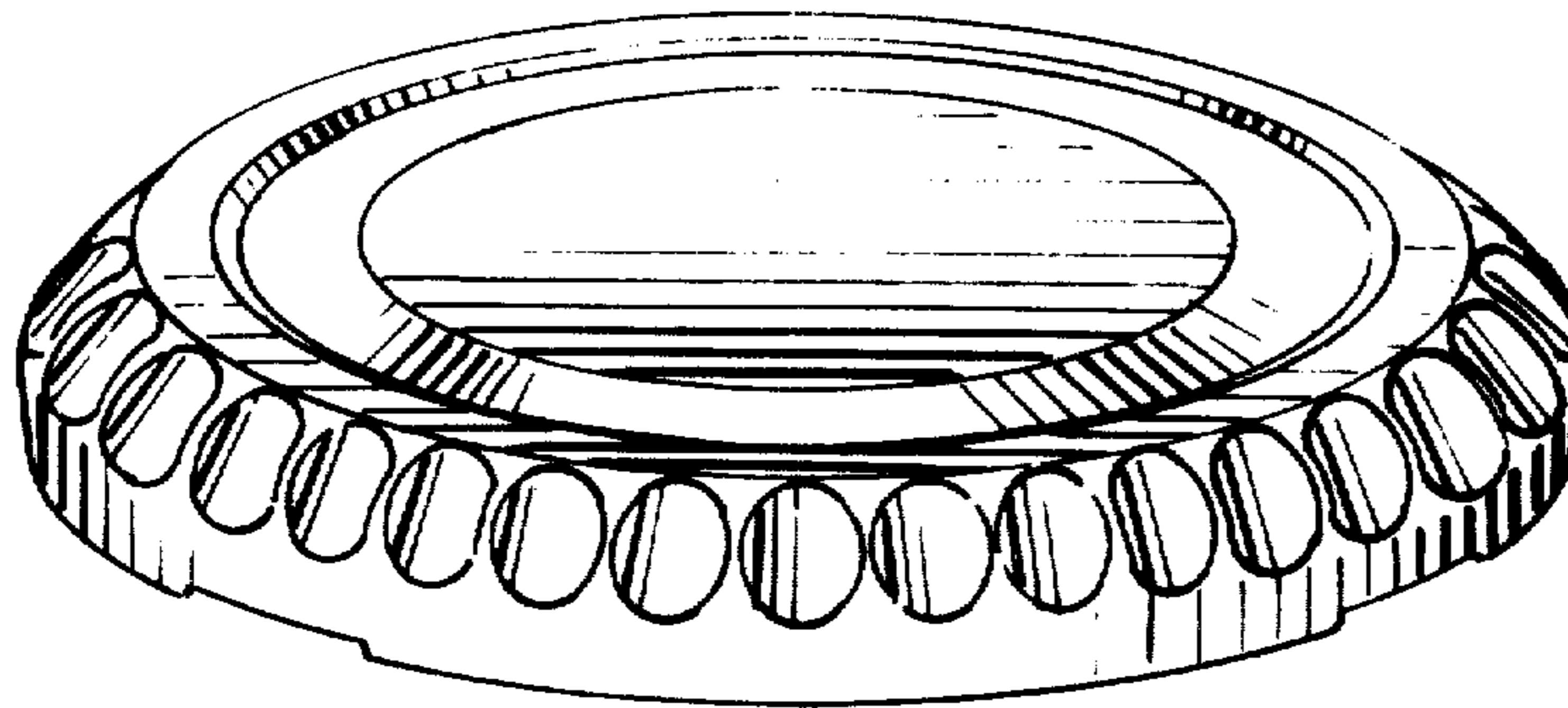


Fig. 1.

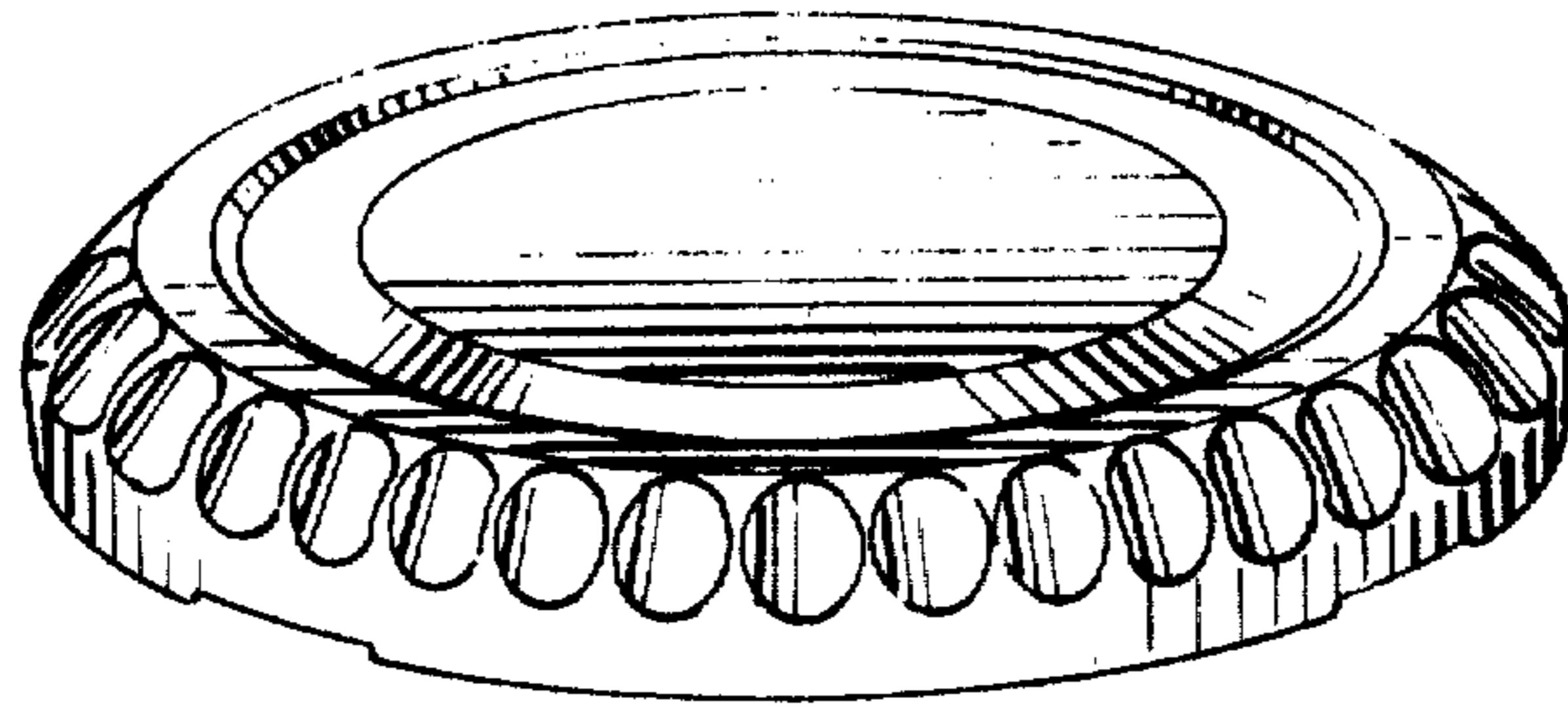


Fig. 2.

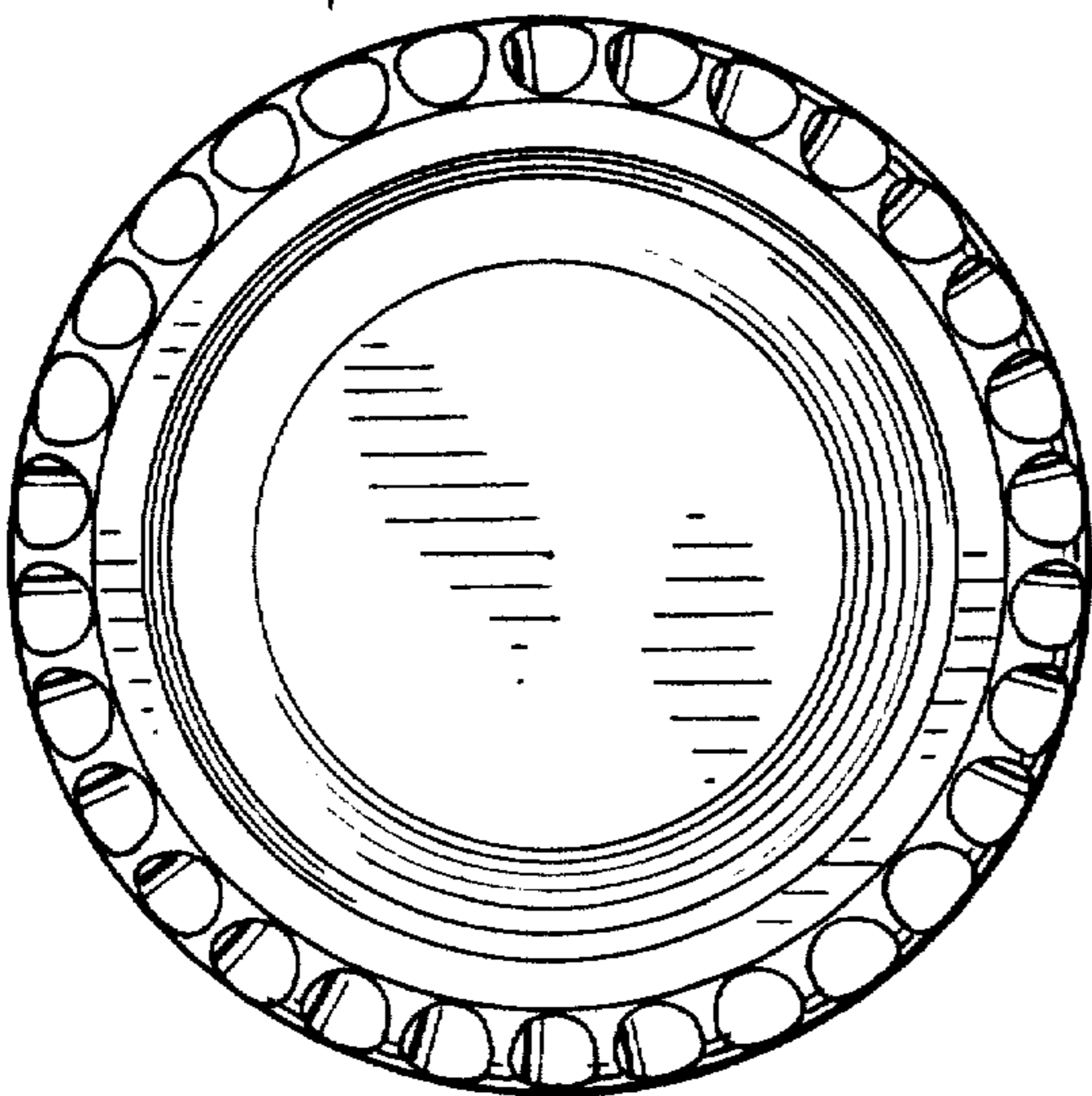


Fig. 3.




Fig. 4.

