

[54] COMBINED HYDRAULIC CYLINDER
SPRING AND FASTENERS THEREFOR

4,140,304 2/1979 Ghrist 267/153

[76] Inventor: Veikko L. Valo, Box 29, SF-08101
Lohja 10, Finland

FOREIGN PATENT DOCUMENTS

2009880 6/1979 United Kingdom 267/113

[**] Term: 14 Years

Primary Examiner—B. J. Bullock
Attorney, Agent, or Firm—Oblon, Fisher, Spivak,
McClelland & Maier

[21] Appl. No.: 178,719

[22] Filed: Aug. 18, 1980

[57] CLAIM

[51] Int. Cl. D8-99

The ornamental design for combined hydraulic cylinder
spring and fasteners therefor, as shown and described.

[52] U.S. Cl. D8/499

[58] Field of Search D8/499; 267/153, 113;
114/208 A, 208 R

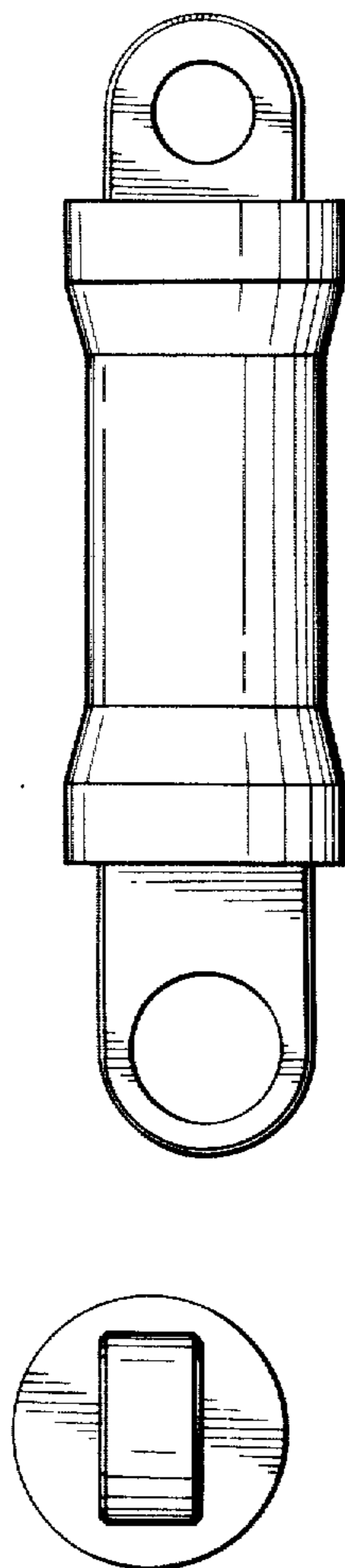
DESCRIPTION

[56] References Cited

U.S. PATENT DOCUMENTS

1,206,472 11/1916 Saecker 144/208 A
3,995,842 12/1976 Freitag 267/113

FIG. 1 is a front view of a combined hydraulic cylinder
spring and fasteners therefor showing my new design,
the rear being identical;
FIG. 2 is a side view thereof;
FIG. 3 is a bottom view thereof;
FIG. 4 is a top view thereof.






FIG. 1




FIG. 2

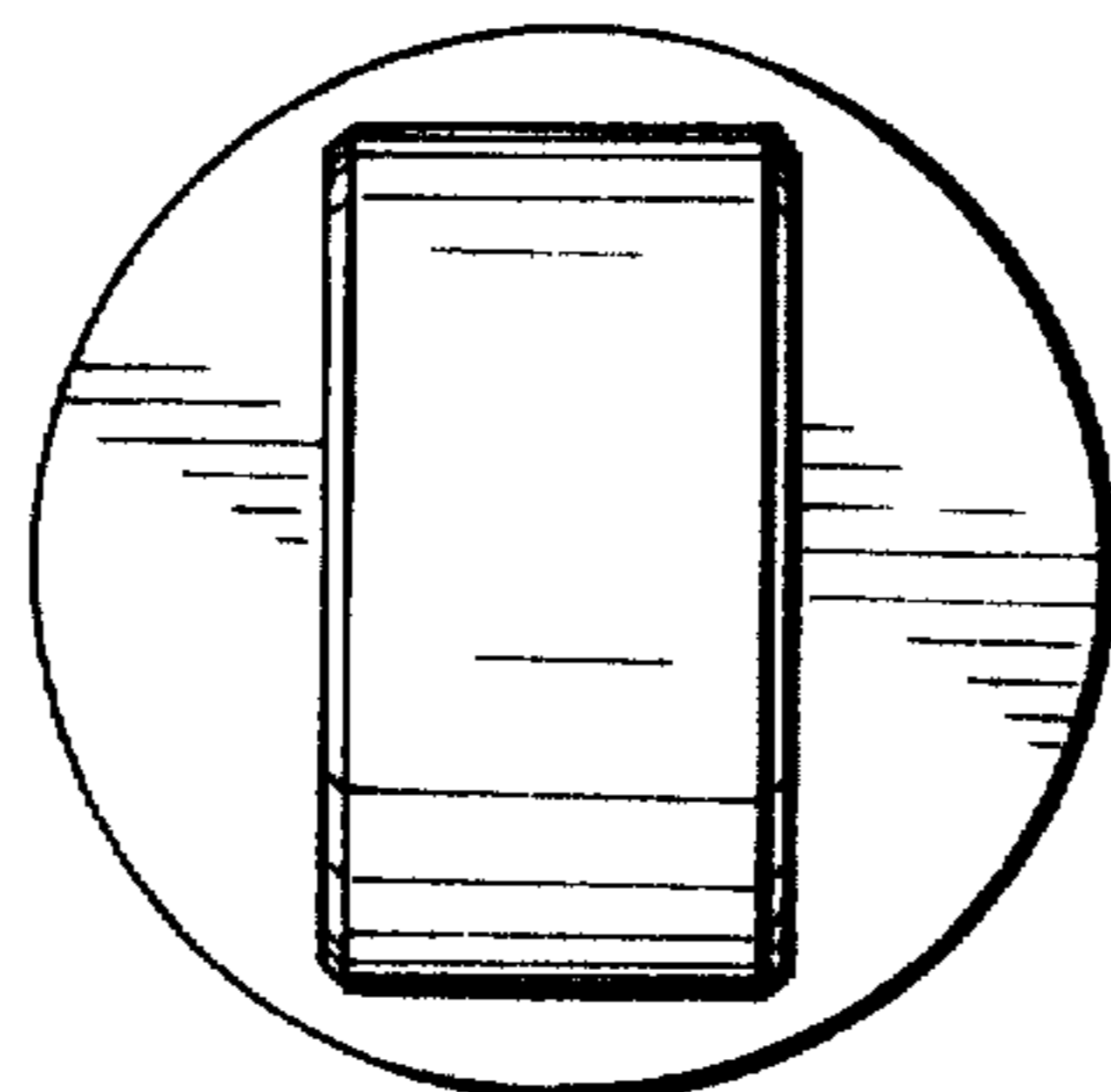


FIG. 3

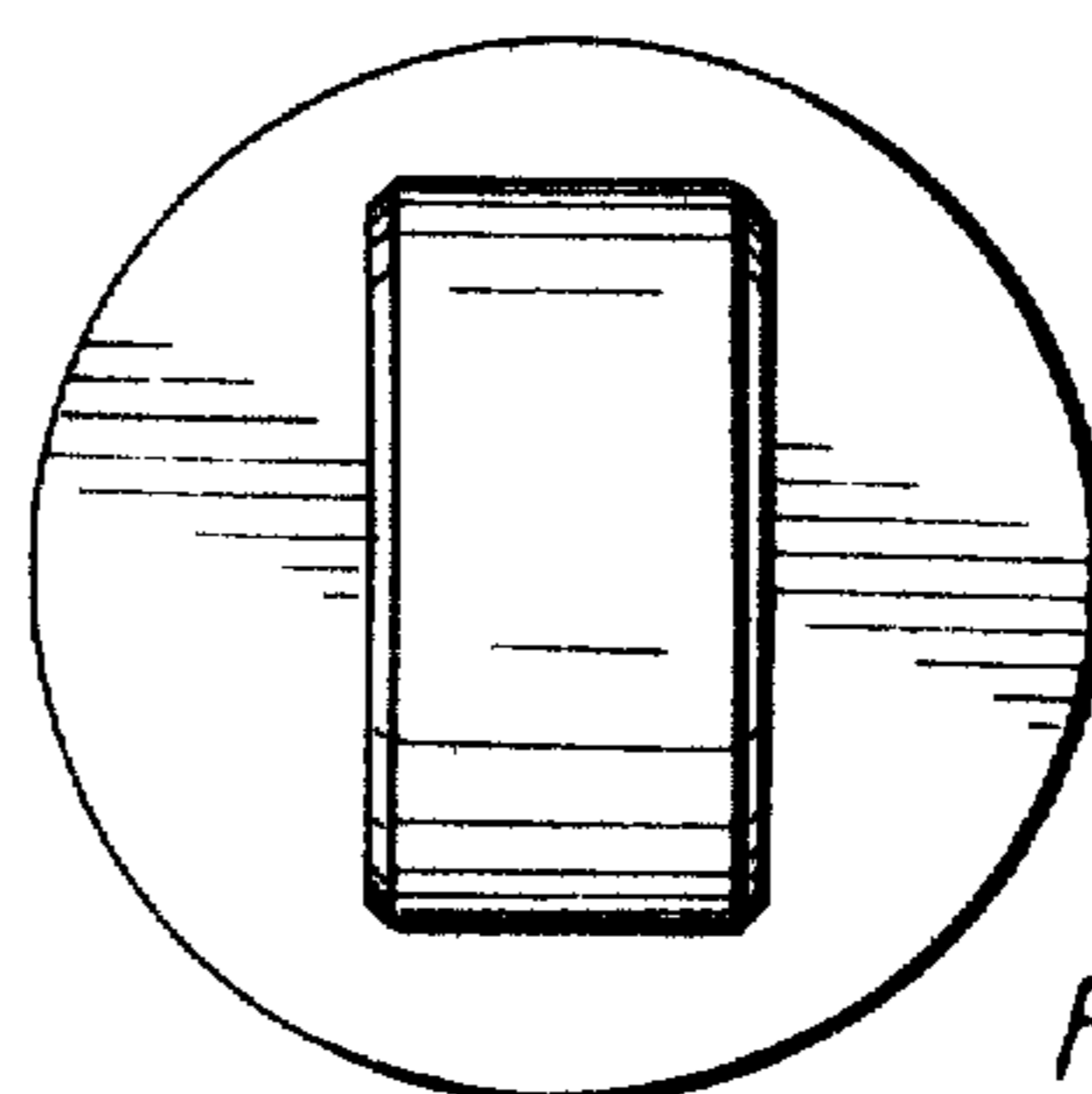


FIG. 4