

[54] PEDESTAL HOUSING FOR CABLE TELEVISION COMPONENTS

D. 258,032 1/1981 Tebbe et al. .... D6/164 X  
D. 258,633 3/1981 Geisheimer ..... D6/169 X

[76] Inventors: Michael A. Palermo, 1165 S. Beecham Rd.; James L. Mason, 1169 S. Beecham Rd., both of Williamstown, N.J. 08094

Primary Examiner—Bruce W. Dunkins  
Attorney, Agent, or Firm—Duffield & Lehrer

[\*\*] Term: 14 Years

[57] CLAIM

[21] Appl. No.: 234,486

The ornamental design for a pedestal housing for cable television components, substantially as shown and described.

[22] Filed: Feb. 17, 1981

DESCRIPTION

[51] Int. Cl. .... D6—04

[52] U.S. Cl. .... D6/167

[58] Field of Search ..... D6/164, 165, 167, 169, D6/170; D13/13, 40; D14/93; 312/100

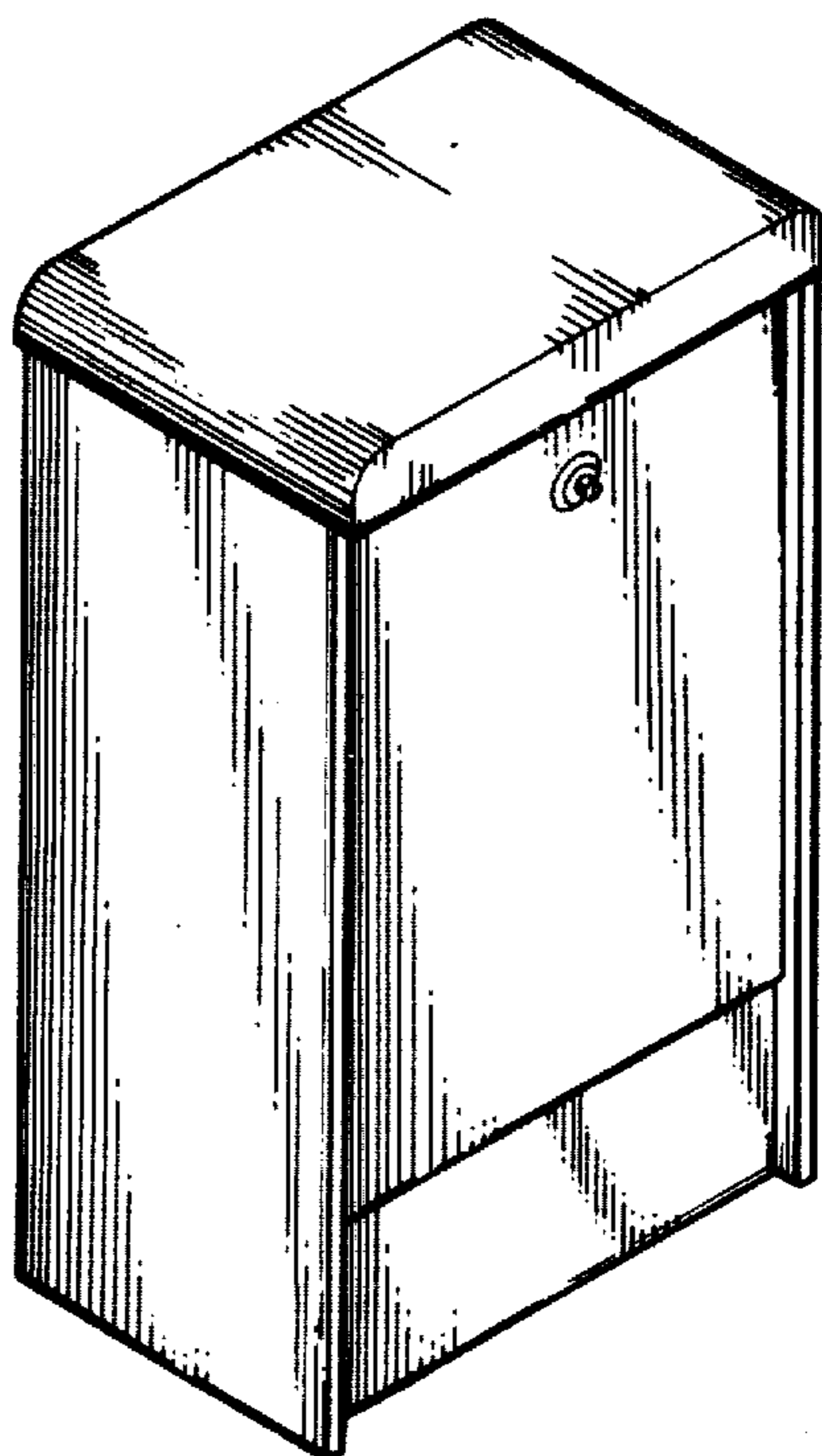
FIG. 1 is a front perspective view of a pedestal housing for cable television components showing our new design; FIG. 2 is a rear elevational view thereof; FIG. 3 is a bottom plan view thereof, and FIG. 4 is a perspective view of a modified form of the pedestal housing for cable television components shown in FIG. 1.

[56] References Cited

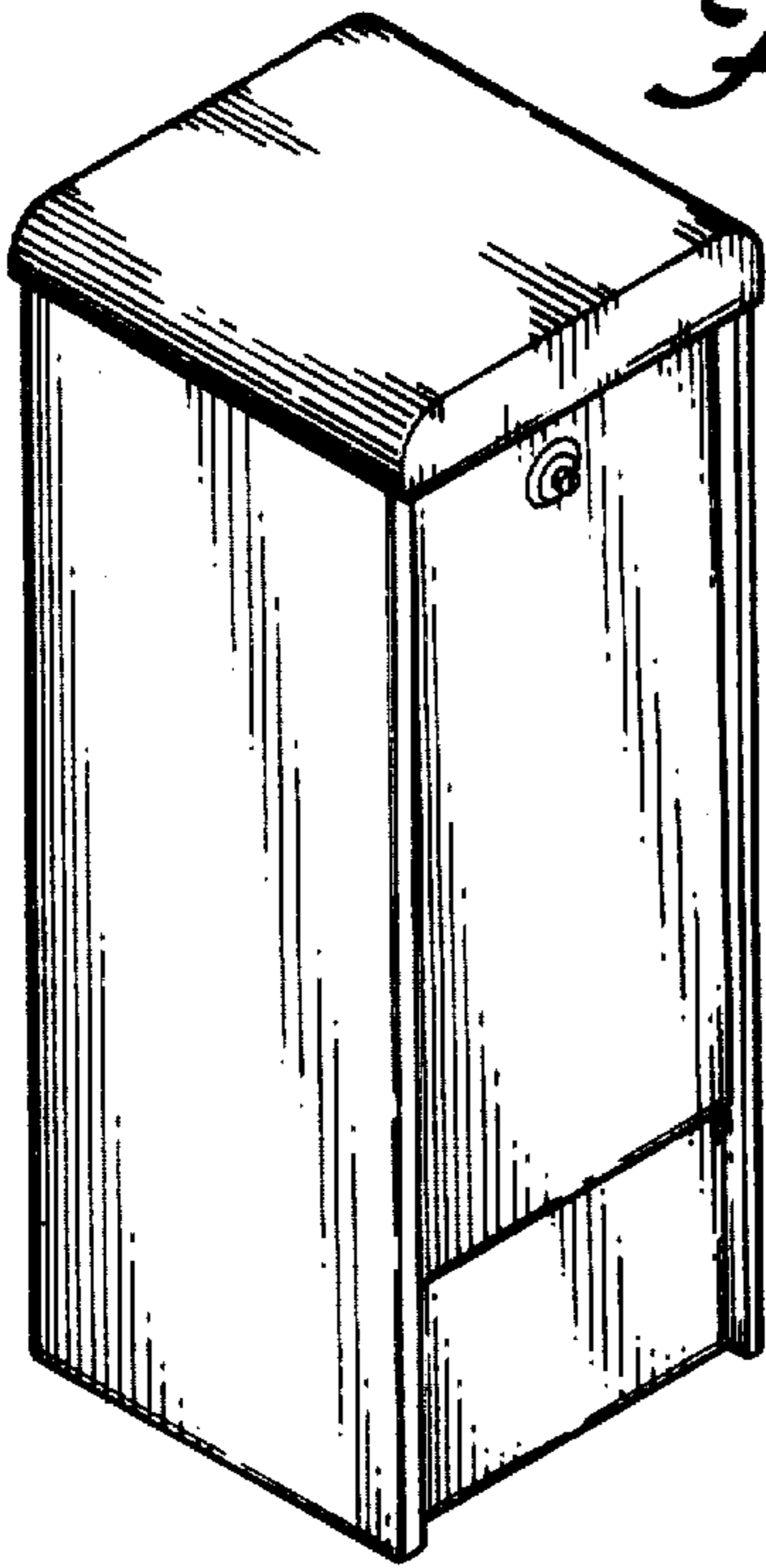
U.S. PATENT DOCUMENTS

D. 248,913 8/1978 Robinson ..... D6/164 X


The side of the housing not shown is a mirror image of the side shown.




*Fig. 1*



*Fig. 2*



*Fig. 4*



*Fig. 3*

