

[54] **COMBINATION LOCK VAULT**

[76] **Inventor:** **Ralph L. Campbell, 3790 Park South Ct.-302, Topeka, Kans. 66609**

[**] **Term:** **14 Years**

[21] **Appl. No.:** **305,978**

[22] **Filed:** **Jun. 28, 1981**

[51] **Int. Cl.** **D25-02**

[52] **U.S. Cl.** **D99/28**

[58] **Field of Search** **D99/28, 34, 35, 36, D99/43; 232/4 R, 5, 20, 14, 15, 16, 17, 31, 7; 46/2-5; 133/1 R, 1 A, 3 A, 3 E, 8 A; 206/0.8, 0.82, 0.83**

[56] **References Cited**

U.S. PATENT DOCUMENTS

D. 234,704 4/1975 Frantz et al. D99/28
D. 266,199 9/1982 Schattner et al. D99/28
3,926,366 12/1975 Sciortino 232/15

Primary Examiner—Charles A. Rademaker
Attorney, Agent, or Firm—D. A. N. Chase; Michael Yakimo, Jr.

[57] **CLAIM**

The ornamental design for a combination lock vault, as shown and described.

DESCRIPTION

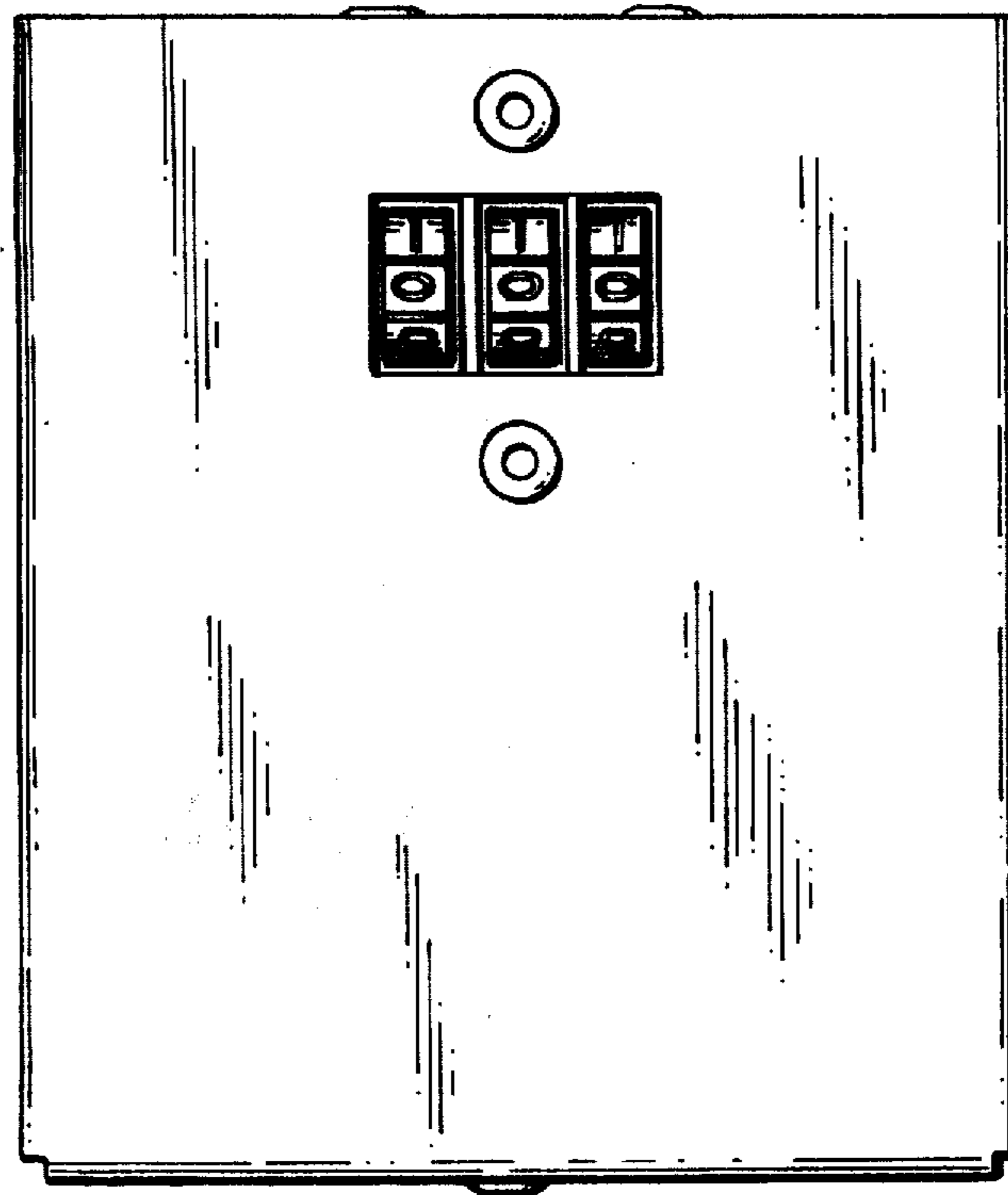
FIG. 1 is a front elevational view of a combination lock vault showing my new design.

FIG. 2 is a top plan view thereof.

FIG. 3 is a rear elevational view thereof.

FIG. 4 is a side elevational view thereof the side opposite being substantially a mirror image.

FIG. 5 is a bottom plan view thereof.



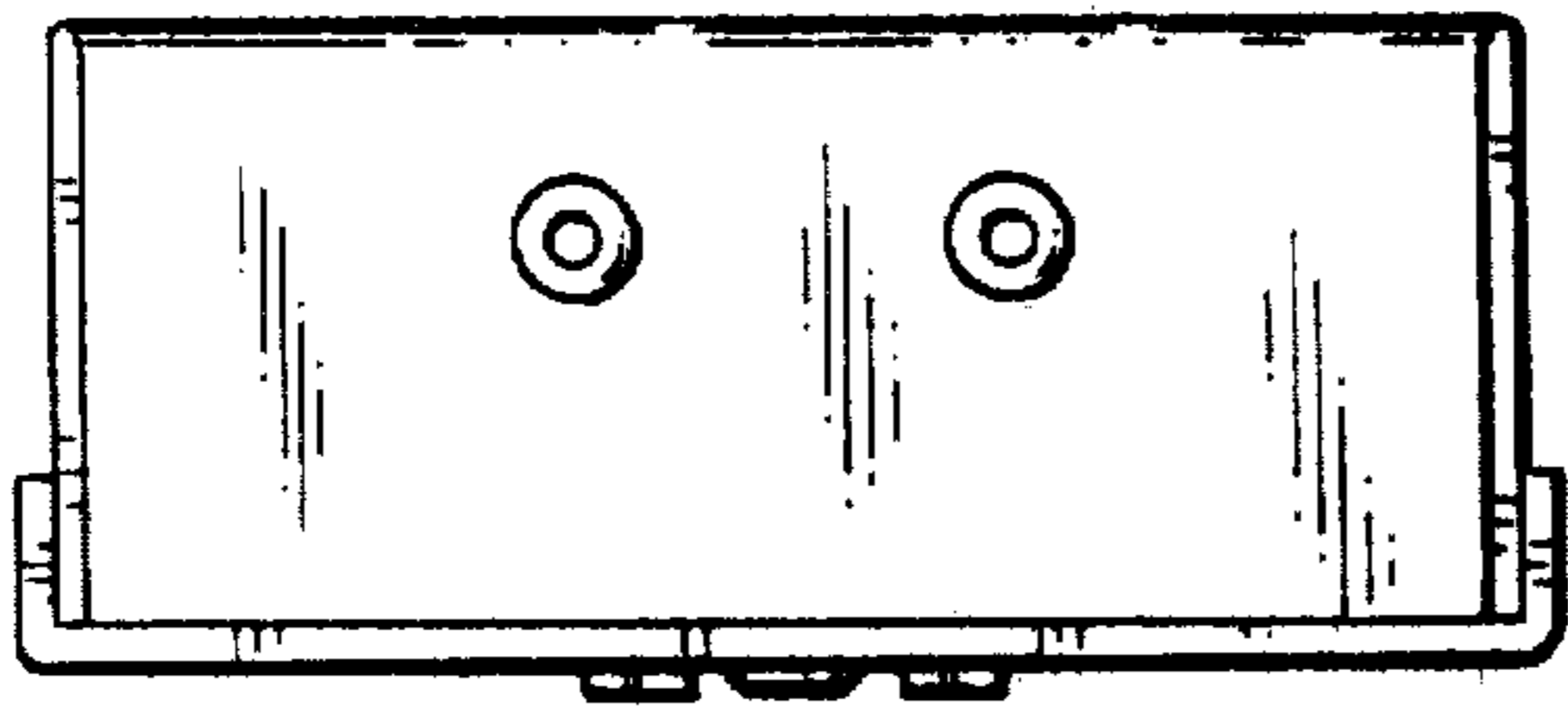


Fig. 2.




Fig. 1.




Fig. 4.

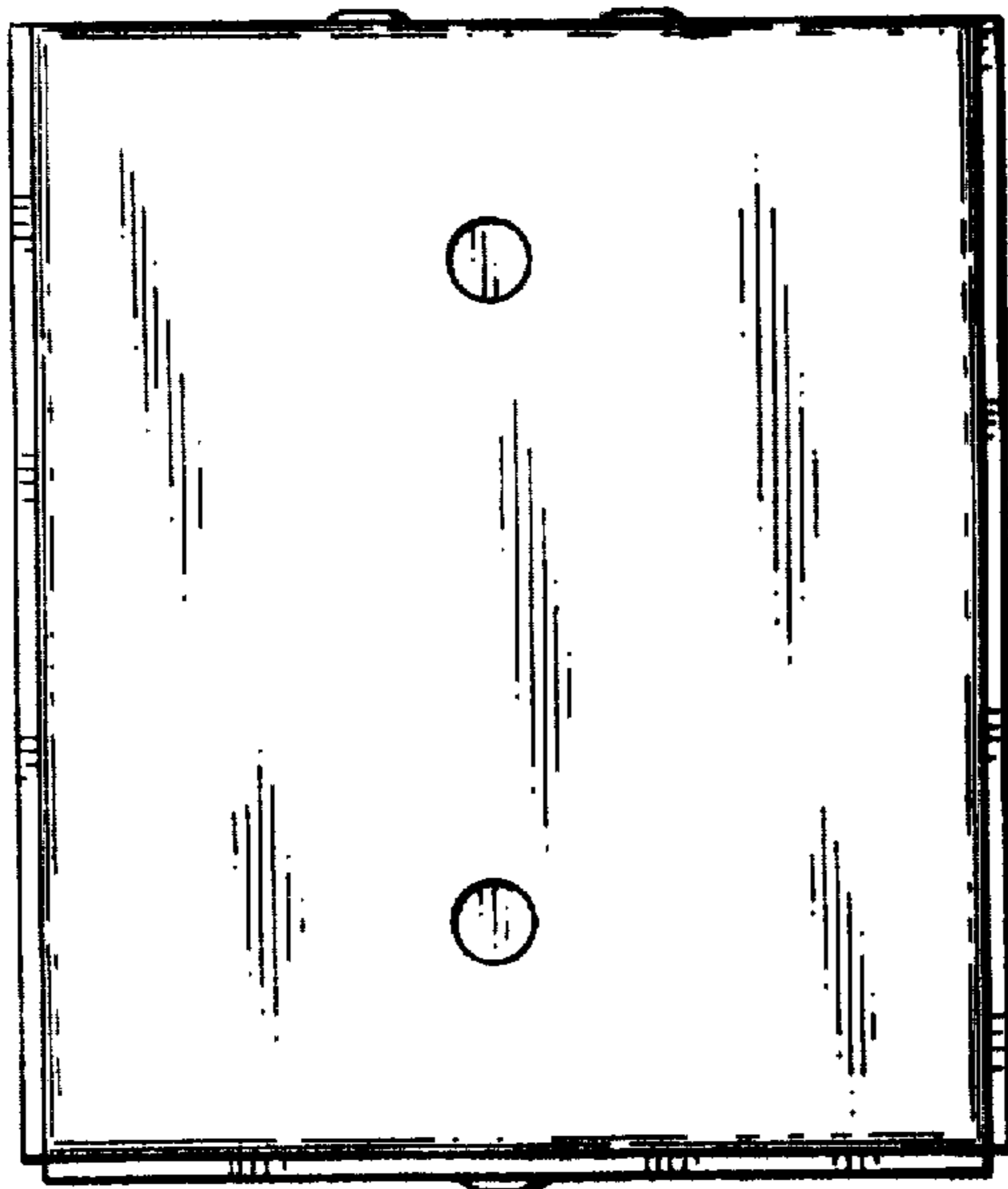
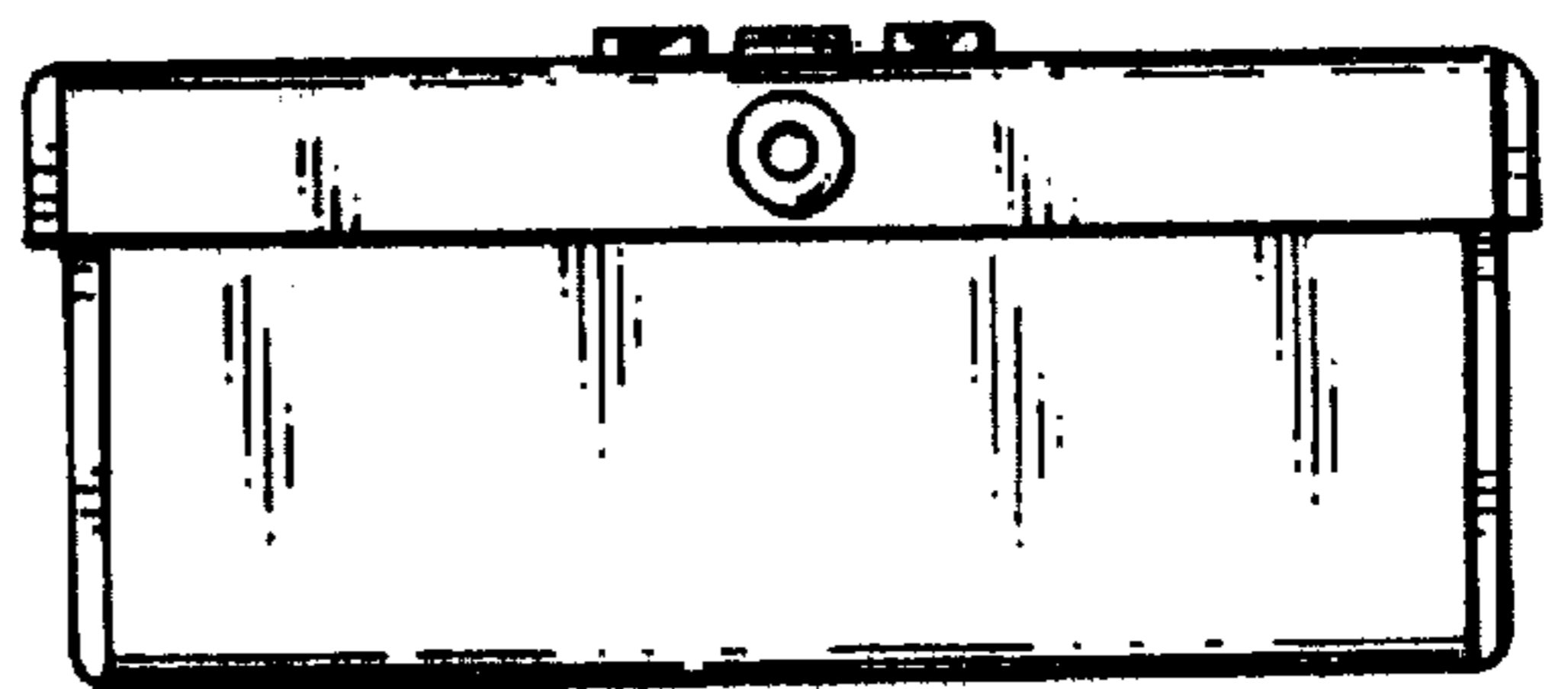


Fig. 3.

Fig. 5.



UNITED STATES PATENT AND TRADEMARK OFFICE
CERTIFICATE OF CORRECTION

PATENT NO. : Des. 272,292
DATED : January 17, 1984
INVENTOR(S) : RALPH L. CAMPBELL

It is certified that error appears in the above—identified patent and that said Letters Patent is hereby corrected as shown below:

On the Title page, Item 227 change the filing date from June 28, 1981 to September 28, 1981.

Signed and Sealed this

Twenty-sixth **Day of** *June 1984*

[SEAL]

Attest:

Attesting Officer

GERALD J. MOSSINGHOFF

Commissioner of Patents and Trademarks