

[54] LINEAR CLOSURE SURGICAL STAPLER

[75] Inventors: David T. Green, Norwalk; Paul O. Rawson, Easton; Richard Yagami, Bridgewater, all of Conn.

[73] Assignee: United States Surgical Corporation, Norwalk, Conn.

[**] Term: 14 Years

[21] Appl. No.: 270,281

[22] Filed: Jun. 3, 1981

[30] Foreign Application Priority Data

Dec. 19, 1980 [AU]	Australia	82,895
Dec. 19, 1980 [AU]	Australia	82,896
May 12, 1981 [CA]	Canada	12-05-81-2

[51] Int. Cl. D24-02

[52] U.S. Cl. D24/26; D24/27; D8/49

[58] Field of Search 227/109, 19, DIG. 1, 227/156, 129, 134, 120, 110, 127; D24/26, 27; 128/305, 334 R; 29/212 D; D8/49

[56] References Cited

U.S. PATENT DOCUMENTS

D. 195,591	7/1963	Sage et al.	D8/49
D. 253,612	12/1979	Jarvik et al.	D24/27
3,252,643	5/1966	Strekopytov	227/109
3,795,034	3/1974	Strekopytov	29/212 D
4,204,623	5/1980	Green	227/19
4,354,628	10/1982	Green	227/19

FOREIGN PATENT DOCUMENTS

888865	12/1971	Canada .
506963	7/1973	U.S.S.R. .

Primary Examiner—Bernard Ansher
Attorney, Agent, or Firm—John E. Nathan; Stephen P. Gilbert

[57] CLAIM

The ornamental design for a linear closure surgical stapler, as shown and described.

DESCRIPTION

FIG. 1 is a top plan view of a linear closure surgical stapler showing our new design; FIG. 2 is a side elevation; FIG. 3 is an end elevation as seen from the left of FIG. 2; FIG. 4 is an end elevation as seen from the right of FIG. 2; and FIG. 5 is a bottom plan view.

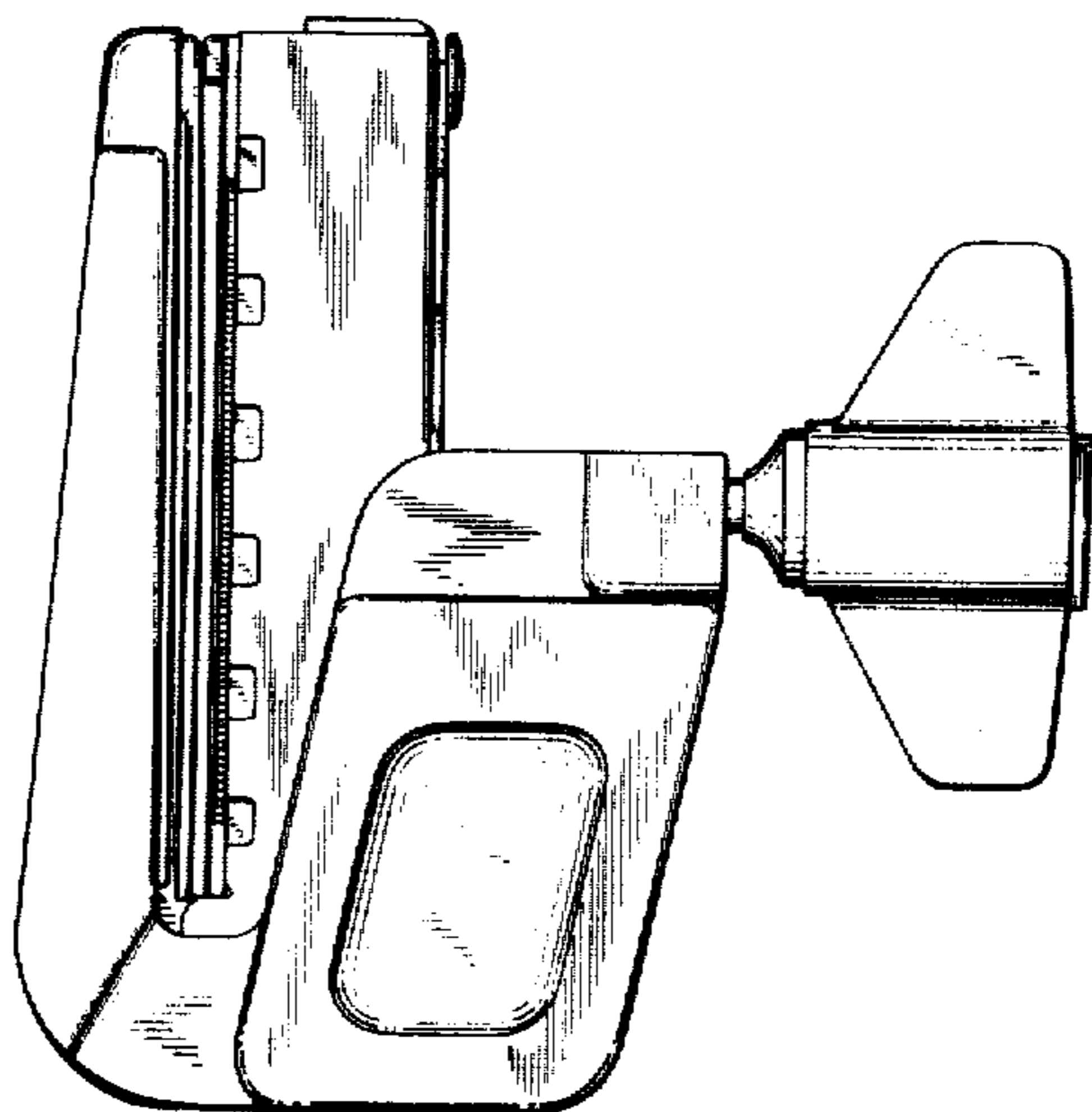
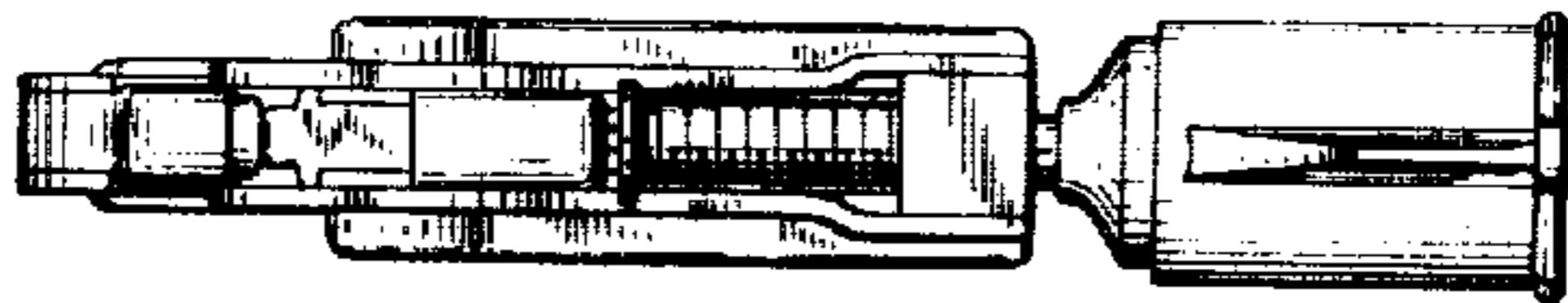


FIG. 1

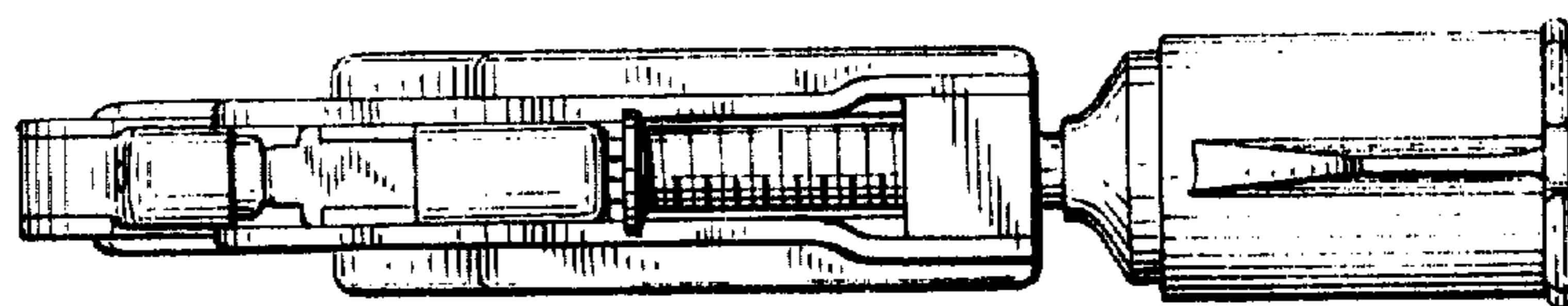


FIG. 2

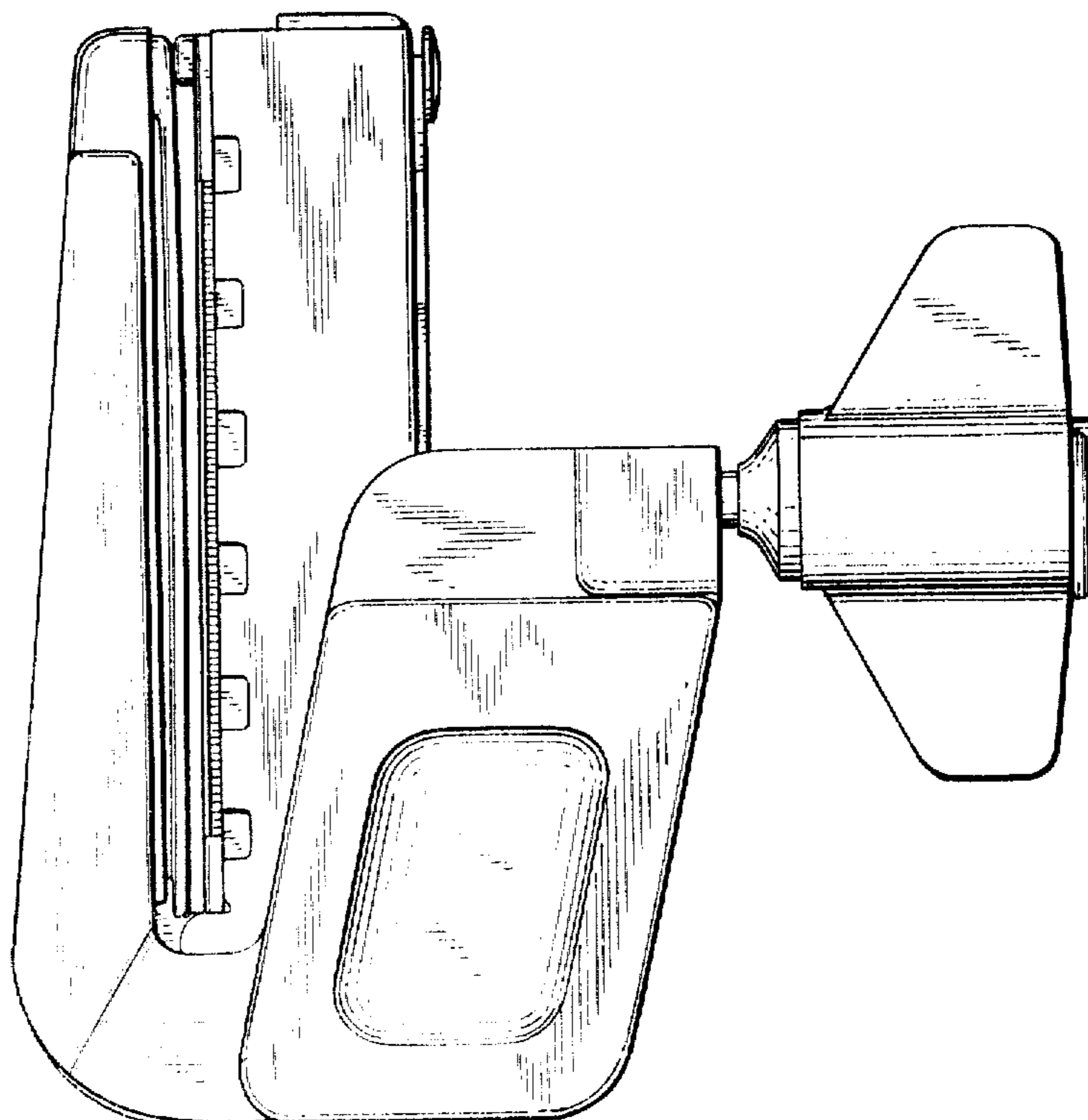


FIG. 3

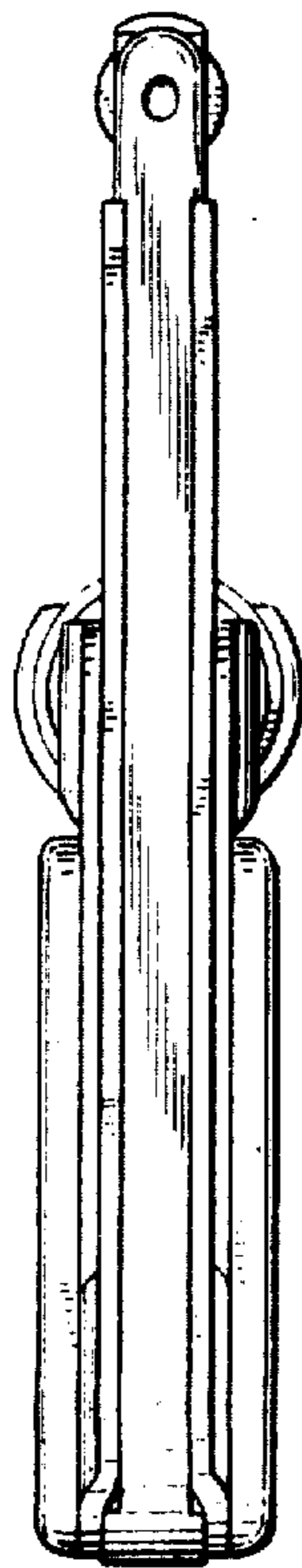


FIG. 4

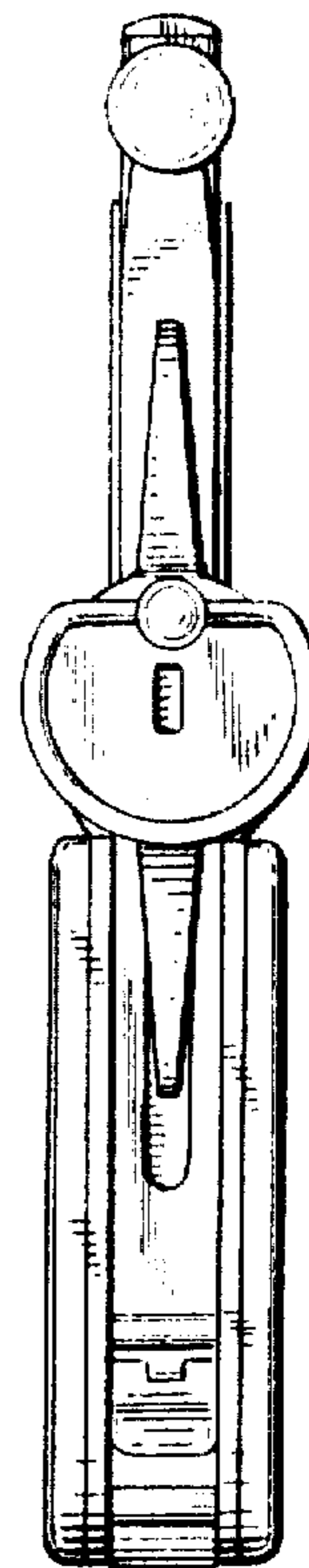


FIG. 5

