

[54] **LINEAR CLOSURE SURGICAL STAPLER**

[75] Inventors: **David T. Green, Norwalk; Paul O. Rawson, Easton; Richard Yagami, Bridgewater, all of Conn.**

[73] Assignee: **United States Surgical Corporation, Norwalk, Conn.**

[**] Term: **14 Years**

[21] Appl. No.: **270,187**

[22] Filed: **Jun. 3, 1981**

[30] **Foreign Application Priority Data**
 May 13, 1981 [CA] Canada 12-05-81-3

[51] Int. Cl. **D24—02**

[52] U.S. Cl. **D24/26; D24/27; D8/49; D8/68**

[58] Field of Search 227/109, 8, 124, 19, 227/76; 128/305, 334 R; D24/26, 27; D8/49, 68

3,494,533	2/1970	Green et al.	227/19
3,552,626	1/1971	Astafiev et al.	227/76
3,589,589	6/1971	Akopov	227/153
3,665,924	5/1972	Noiles et al.	128/305
3,795,034	3/1974	Strekopytov et al.	29/212 D
4,047,654	9/1977	Alvarado	227/19
4,204,623	5/1980	Green	227/19
4,305,539	12/1981	Korolkov et al.	227/8
4,354,628	10/1982	Green	227/19

FOREIGN PATENT DOCUMENTS

1237035	6/1960	France .
906791	9/1962	United Kingdom .
913218	12/1962	United Kingdom .
1185292	3/1970	United Kingdom .

Primary Examiner—Bernard Ansher
Attorney, Agent, or Firm—John E. Nathan; Stephen P. Gilbert

[57] **CLAIM**

The ornamental design for a linear closure surgical stapler, as shown and described.

DESCRIPTION

FIG. 1 is a side perspective view of a linear closure surgical stapler showing our new design;
 FIG. 2 is a side elevation;
 FIG. 3 is a top plan view;
 FIG. 4 is a bottom plan view;
 FIG. 5 is an elevation as seen from the right of FIG. 2; and
 FIG. 6 is an elevation as seen from the left of FIG. 2.

[56] **References Cited**
U.S. PATENT DOCUMENTS

D. 195,591	7/1963	Le Sage et al.	D8/49
3,080,564	3/1963	Strekopytov et al.	1/50
3,193,165	7/1965	Akhalaya et al.	227/8
3,252,643	5/1966	Strekopytov et al.	227/109
3,269,630	8/1966	Fleischer	227/107
3,275,211	7/1966	Hirsch et al.	227/124
3,315,863	4/1967	O'Dea	227/19

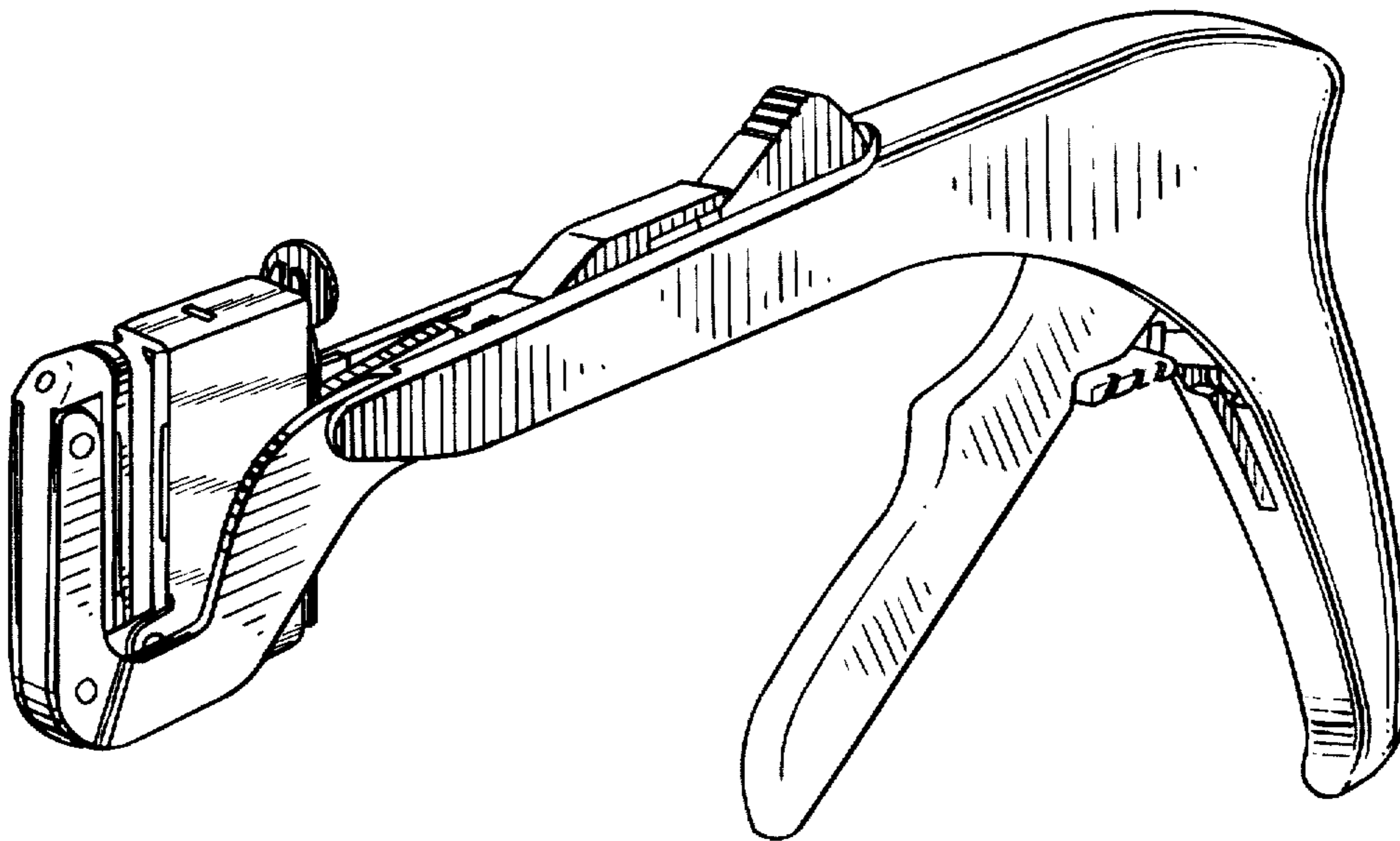


Fig. 1.

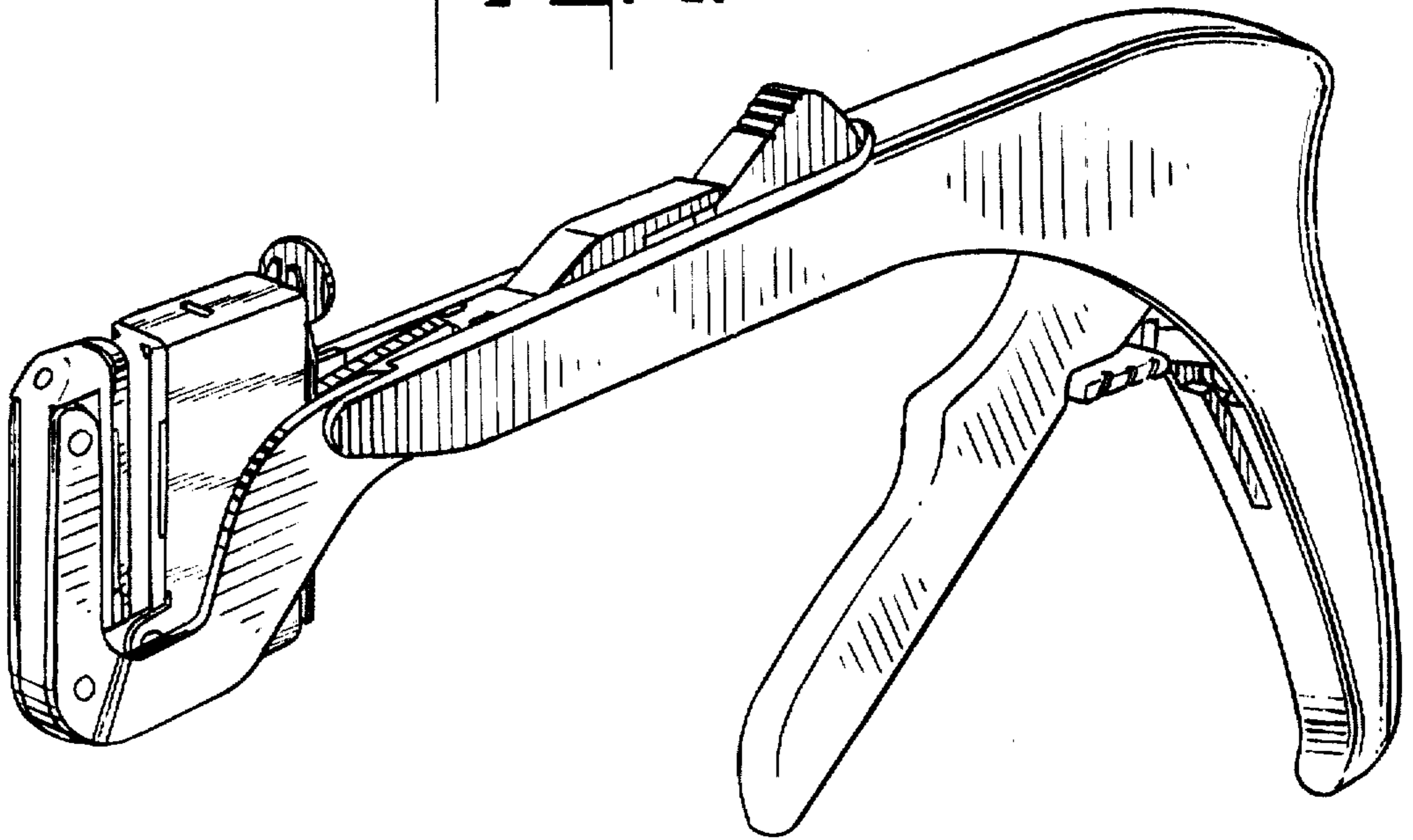


Fig. 5.

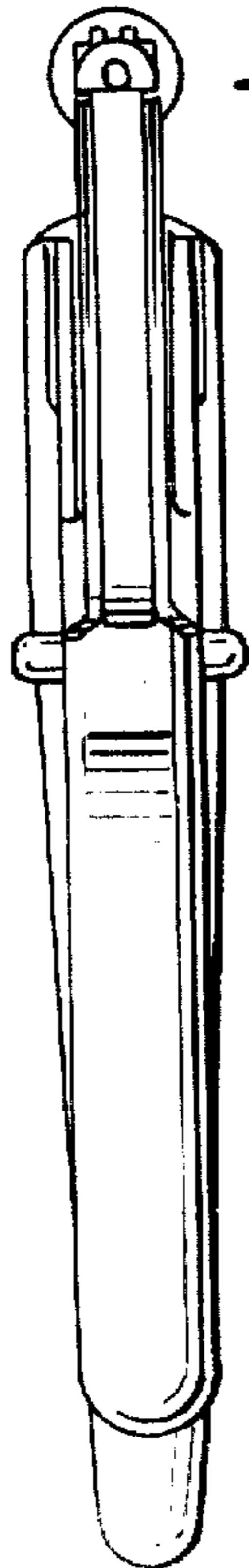
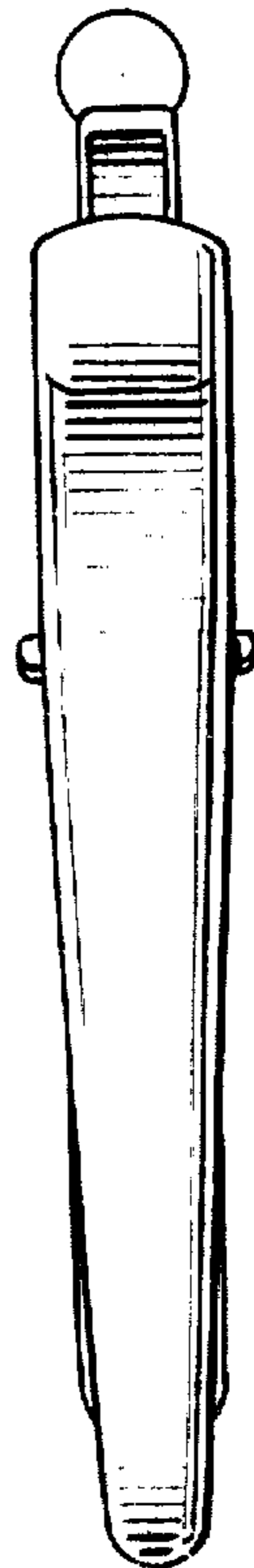


Fig. 6.



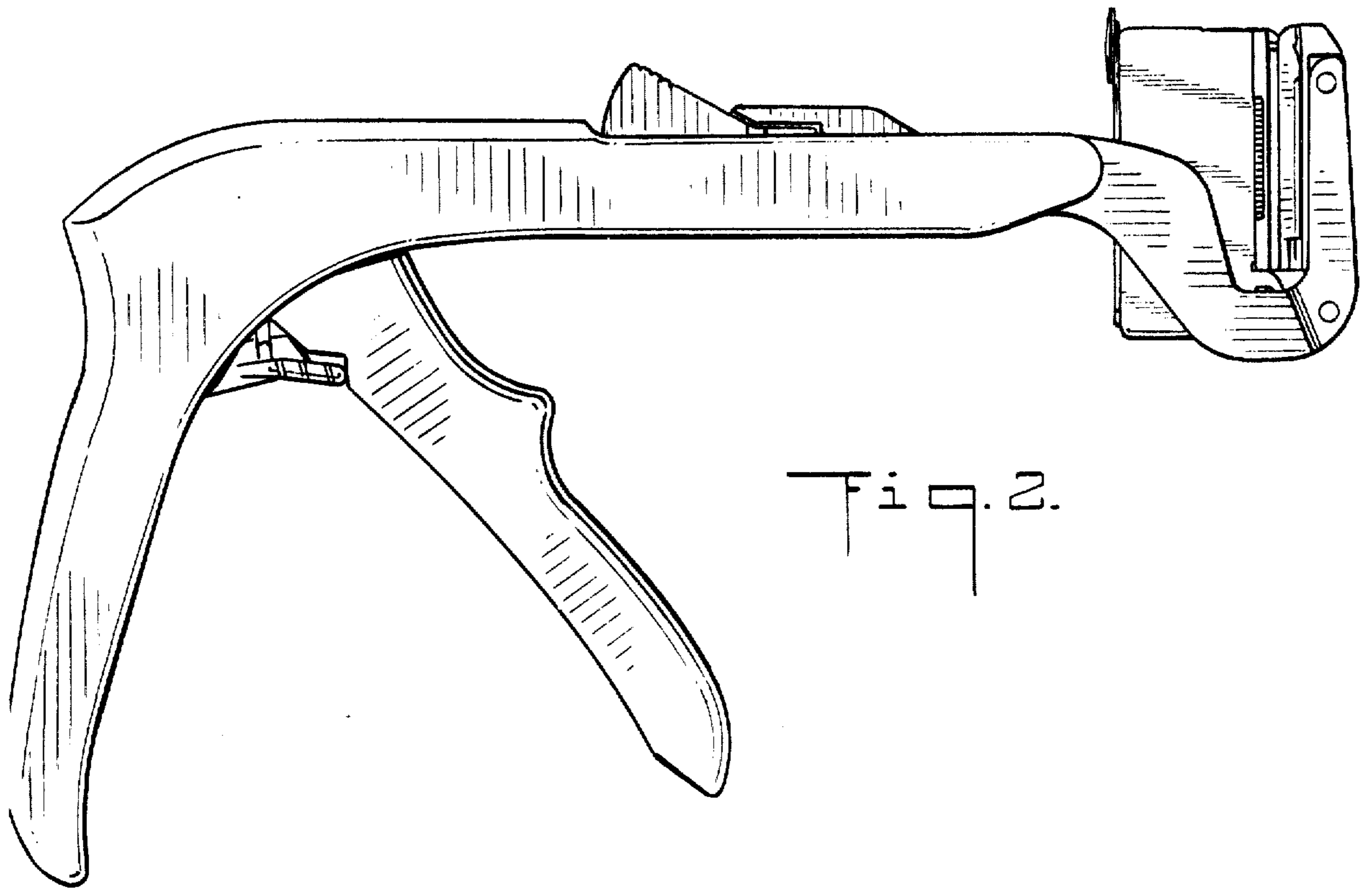


Fig. 2.

Fig. 3.




Fig. 4.

