

[54] **MIST ELIMINATOR BLADE**  
 [75] Inventor: **Richard Sixsmith, Burlington, Canada**  
 [73] Assignee: **Plasticair Systems, Mississauga, Canada**  
 [\*\*] Term: **14 Years**  
 [21] Appl. No.: **271,757**  
 [22] Filed: **Jun. 9, 1981**

[30] **Foreign Application Priority Data**  
 Dec. 12, 1980 [CA] Canada ..... 12-12-80-1  
 [51] Int. Cl. .... **D23-04**  
 [52] U.S. Cl. .... **D23/163; D25/74**  
 [58] Field of Search ..... **D23/163, 164, 165, 166, D23/167; D25/74; 55/440**

[56] **References Cited**  
**U.S. PATENT DOCUMENTS**  
 D. 117,684 11/1939 Bonnell ..... D25/74  
 D. 195,026 4/1963 Luring ..... D25/74  
 D. 218,036 7/1970 Schirm ..... D23/163  
 D. 263,738 4/1982 Sixsmith ..... D23/163

3,490,210 1/1970 Horton et al. .... 55/440  
 3,771,430 11/1973 Lane ..... 55/440 X  
 3,849,095 11/1974 Regehr ..... 55/440 X  
 3,870,488 3/1975 Arndt et al. .... 55/440  
 3,912,471 10/1975 Cotton, Jr. .... 55/440  
 3,950,156 4/1976 Kall ..... 55/440  
 3,953,183 4/1976 Regehr ..... 55/440  
 4,141,706 2/1979 Regehr ..... 55/440

**FOREIGN PATENT DOCUMENTS**

46429 1/1980 Canada .

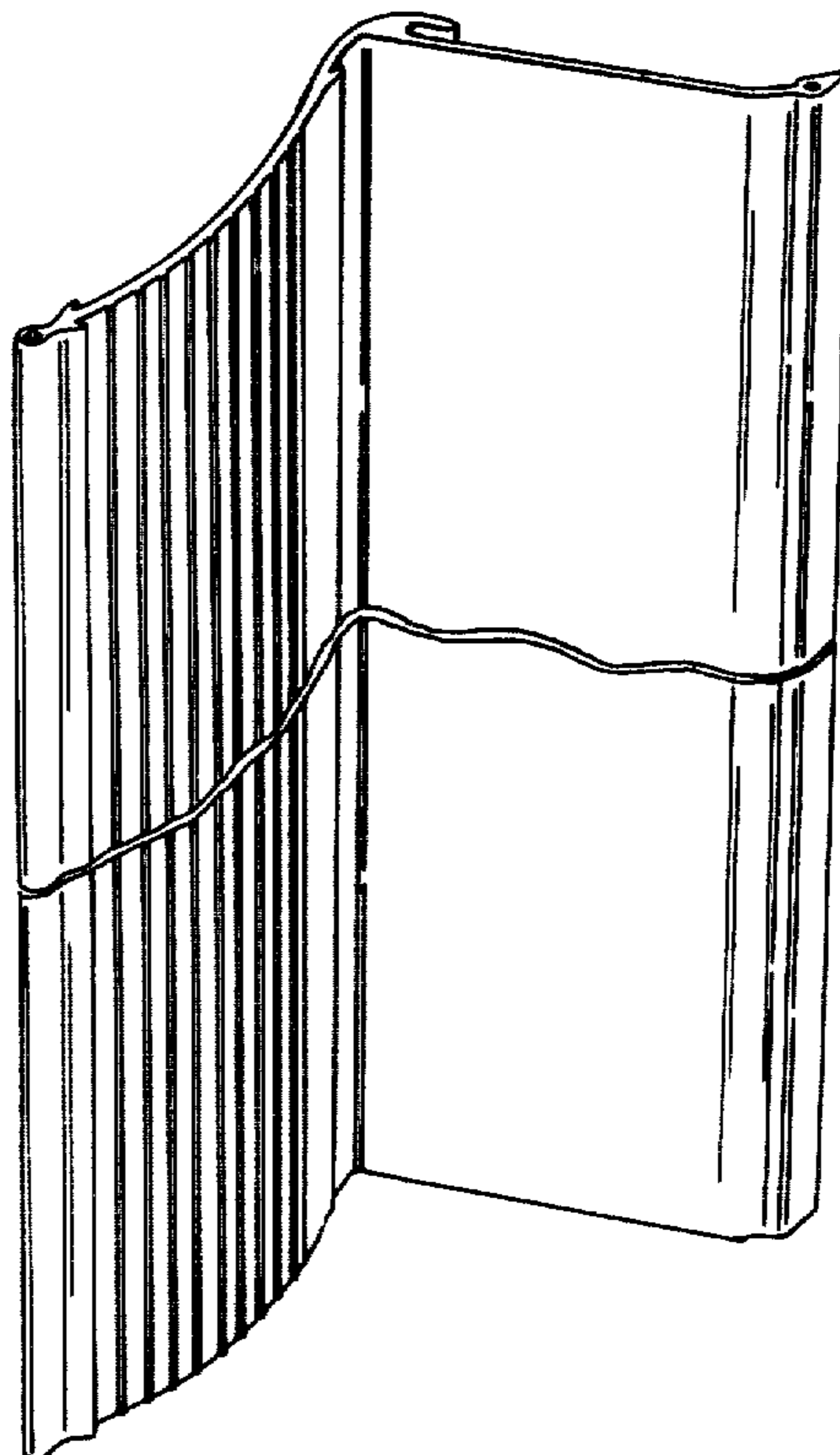
*Primary Examiner*—Catherine E. Kemper  
*Attorney, Agent, or Firm*—Hirons, Rogers & Scott

[57] **CLAIM**

The ornamental design for a mist eliminator blade, as shown and described.

**DESCRIPTION**

FIG. 1 is an end elevational view of a mist eliminator blade, showing my new design;  
 FIG. 2 is a perspective view thereof;  
 FIG. 3 is a perspective view taken from the opposite side thereof.  
 The center of the blade has been shown broken away in FIGS. 2 and 3 to indicate indeterminate length.



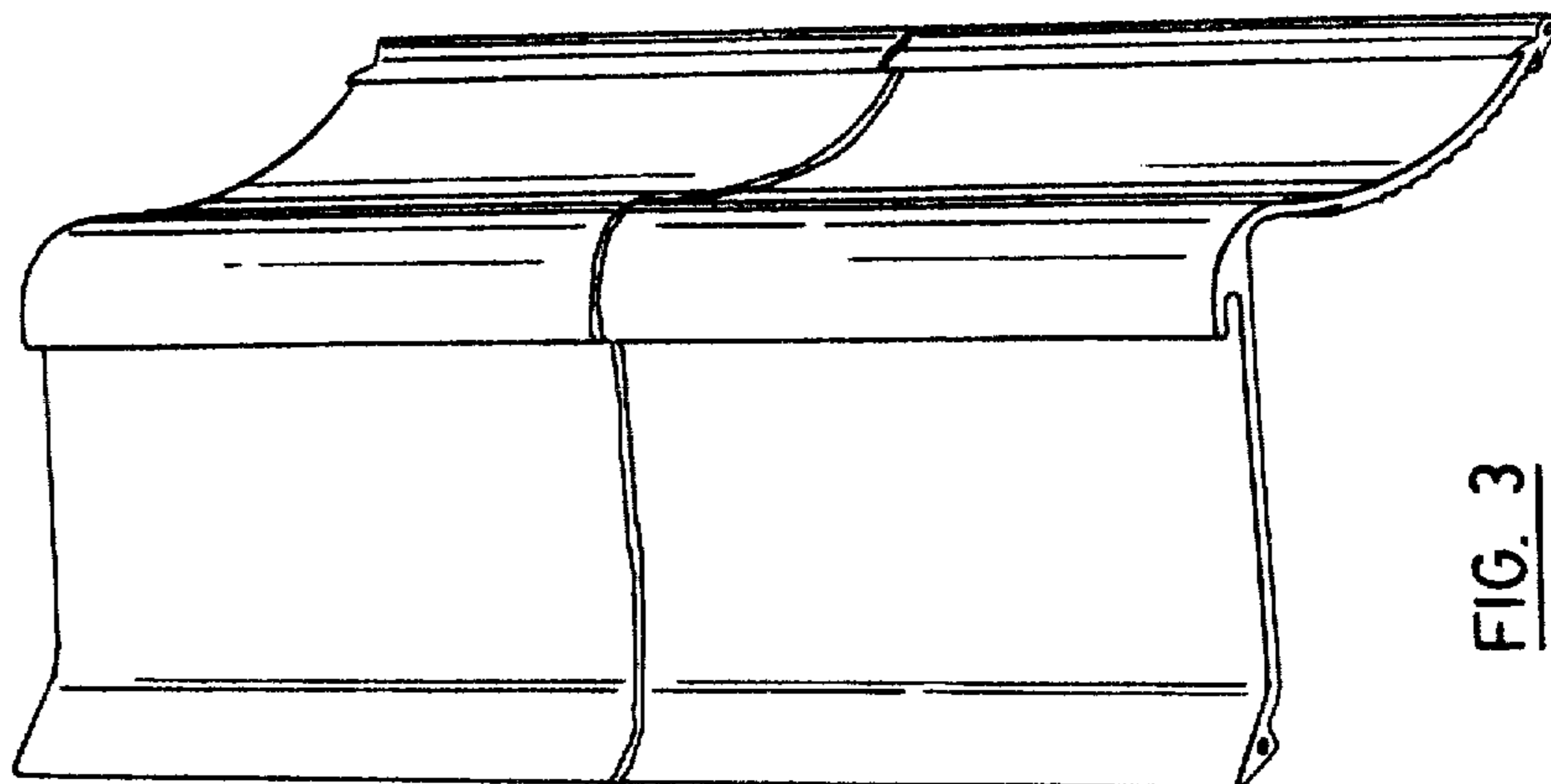


FIG. 3

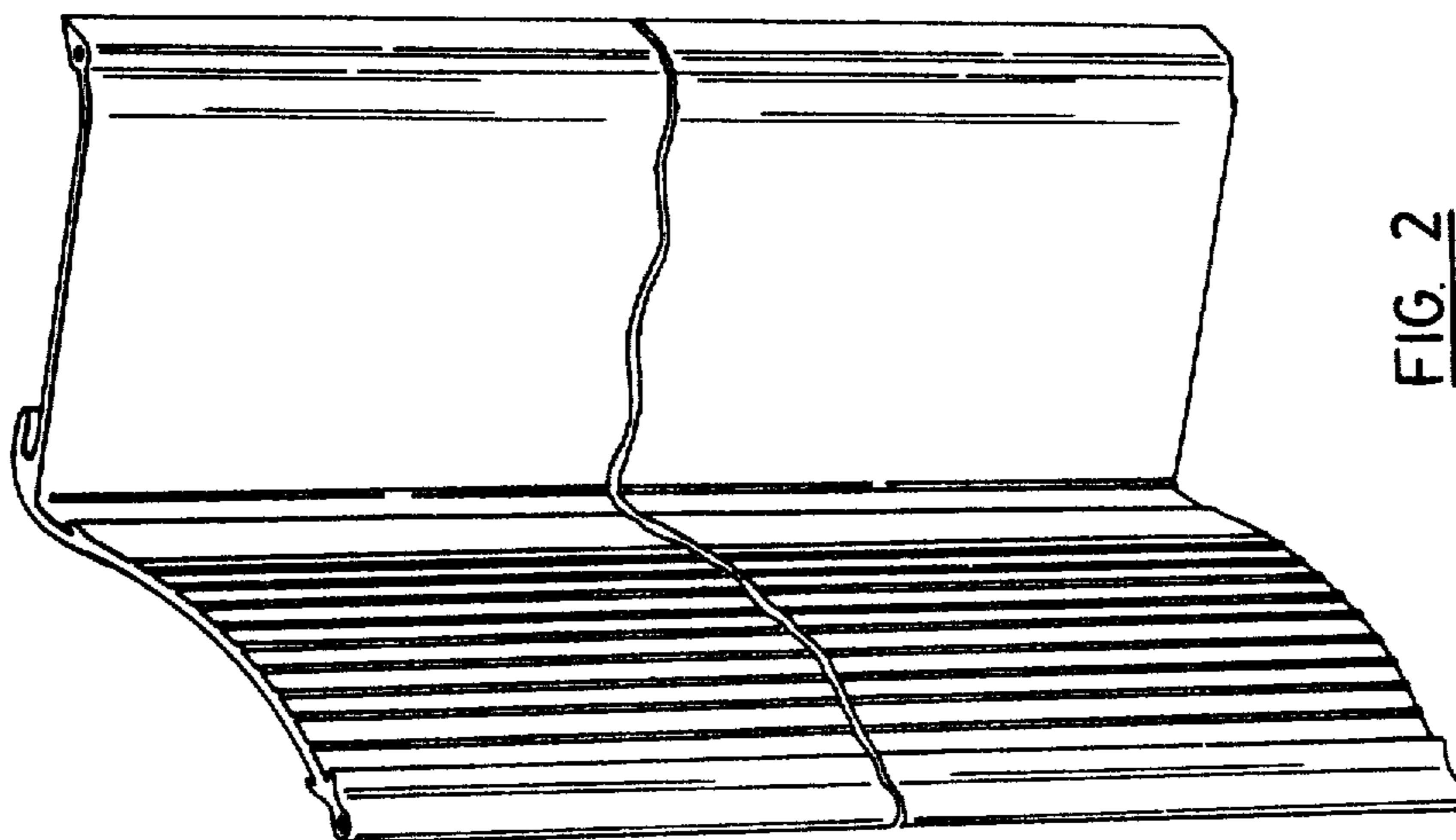


FIG. 2

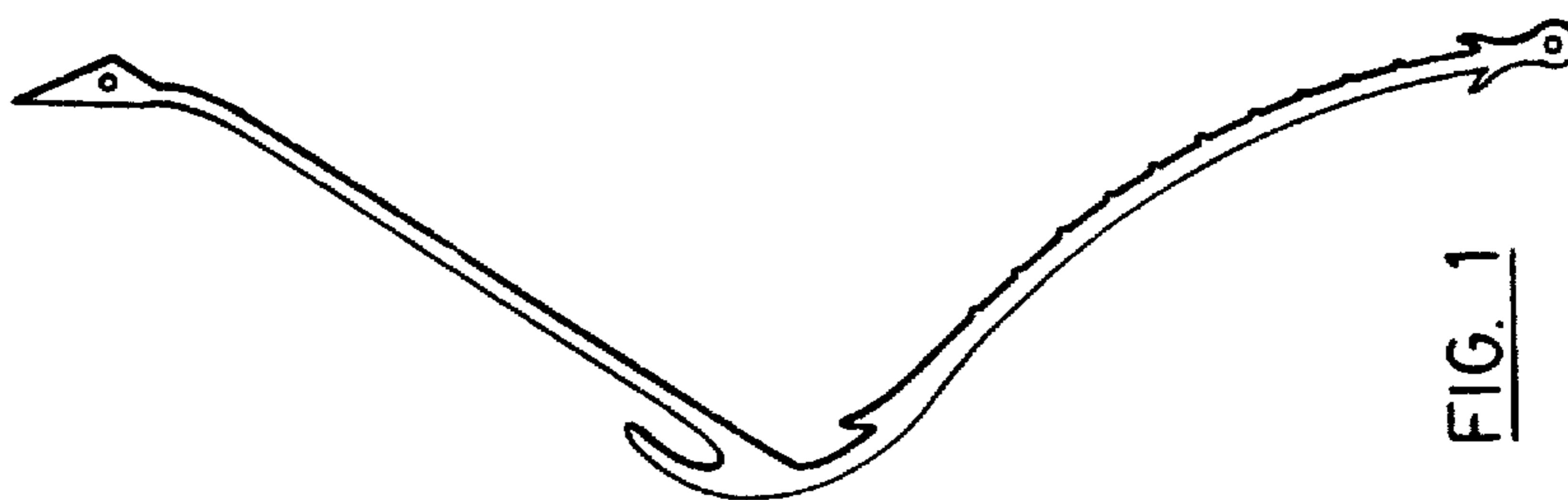


FIG. 1