

[54] TELEPHONE STAND OR SIMILAR ARTICLE

[75] Inventors: Donald M. Genaro, Haworth, N.J.; John N. McGarvey, Drexel Hill, Pa.

[73] Assignee: Bell Telephone Laboratories, Incorporated, Murray Hill, N.J.

[**] Term: 14 Years

[21] Appl. No.: 340,330

[22] Filed: Jan. 18, 1982

Related U.S. Application Data

[62] Division of Ser. No. 84,067, Oct. 12, 1979, Pat. No. Des. 265,401.

[51] Int. Cl. D14-03

[52] U.S. Cl. D14/60; D14/53

[58] Field of Search D14/60, 63, 64, 53; 179/178, 179, 100 R, 103, 100 D, 100 C

[56] References Cited

U.S. PATENT DOCUMENTS

D. 202,787	11/1965	Dreyfuss et al.	D14/64
D. 206,227	11/1966	Cuccio et al.	D14/57
D. 212,691	11/1968	Tyson	D14/53
D. 215,664	10/1969	Dreyfuss et al.	D14/53
D. 219,383	12/1970	Fox	D14/52
D. 250,891	1/1979	Renard	D14/3
D. 253,821	1/1980	Genaro et al.	D14/53 X
D. 255,570	6/1980	Janda	D14/60
D. 255,680	7/1980	Read et al.	D14/60
3,941,951	3/1976	Engstrom	179/100 C

Primary Examiner—Bernard Ansher
Attorney, Agent, or Firm—H. L. Newman

[57] CLAIM

The ornamental design for a telephone stand or similar article, substantially as shown and described.

DESCRIPTION

FIG. 1 is a top view of a telephone stand or similar article embodying our new design; FIG. 2 is a front elevation thereof; FIG. 3 is a side elevation thereof; and FIG. 4 is a top front perspective view thereof.

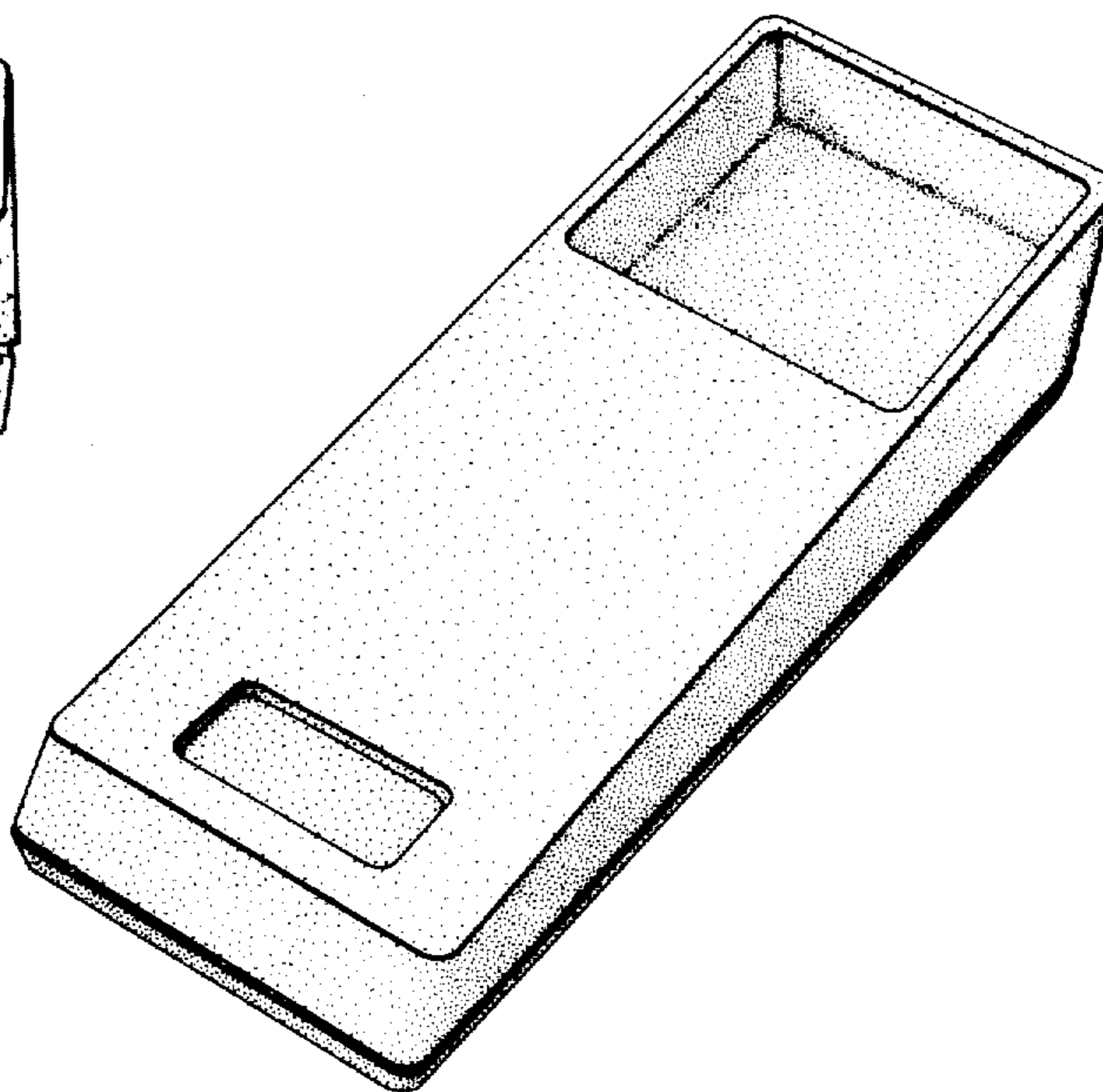
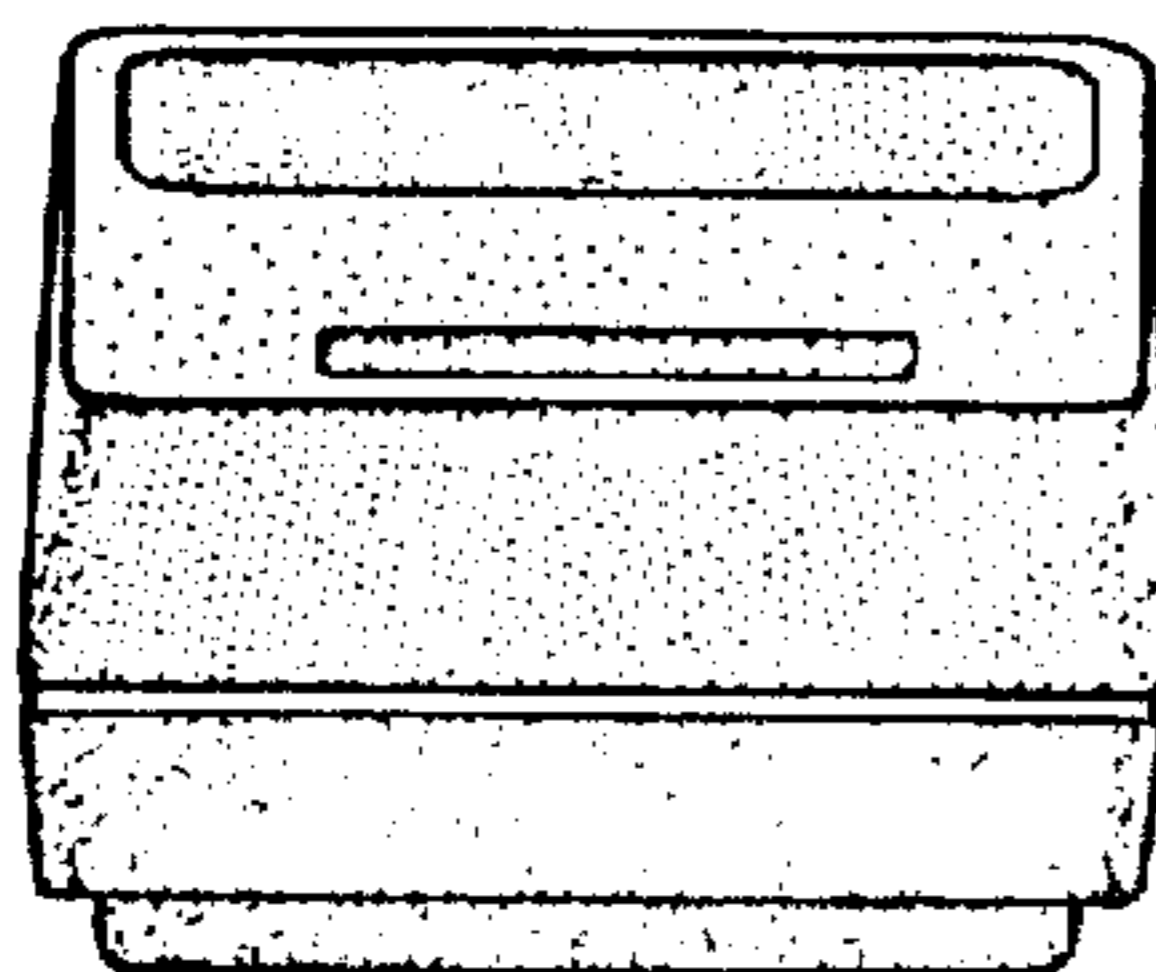


Fig. 1

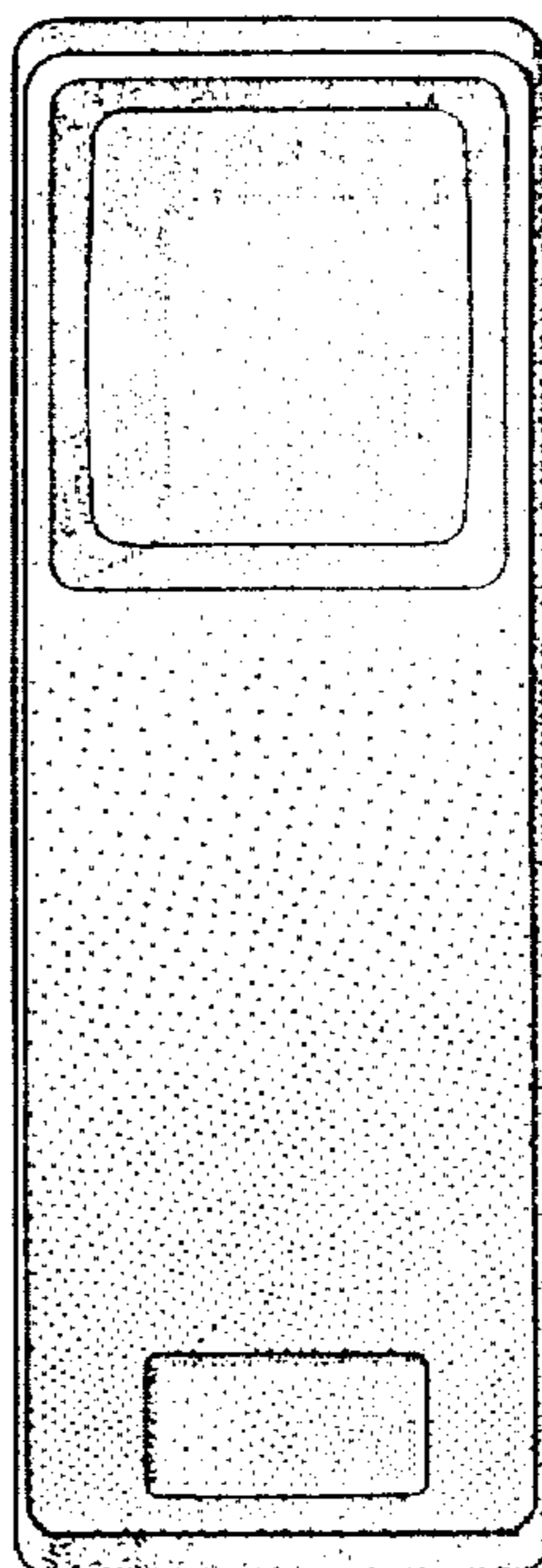


Fig. 2




Fig. 3

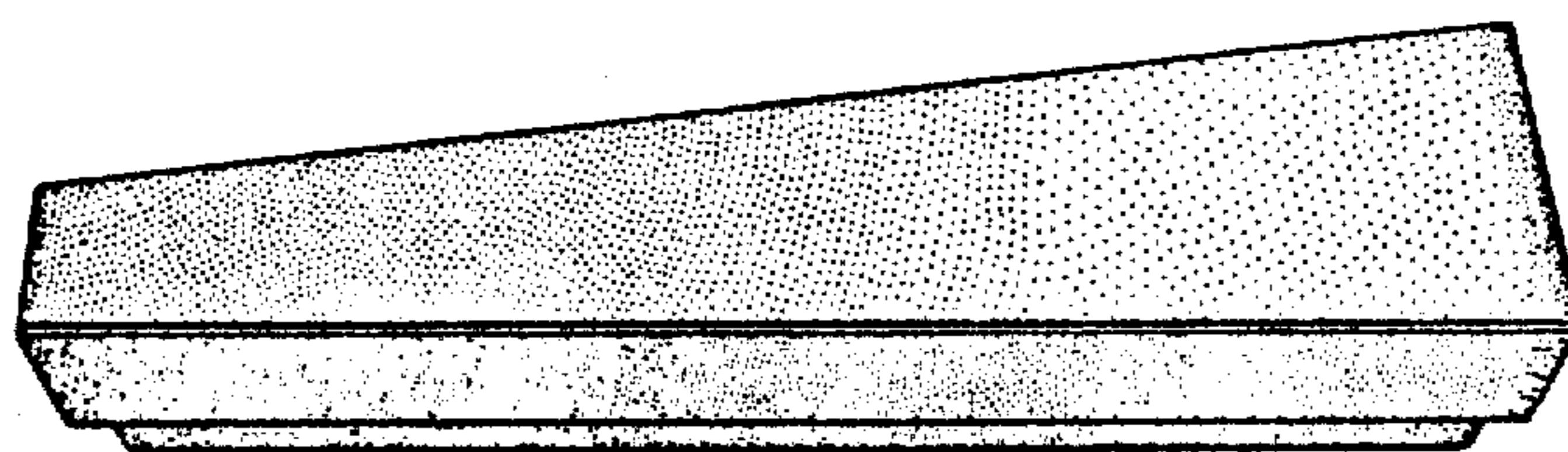


FIG. 4

