

[54] **COMPACT FLUORESCENT LAMP**

[75] Inventor: **Masumi Nanba**, Funabashi, Japan

[73] Assignee: **Tokyo Shibaura Denki Kabushiki Kaisha**, Japan

[**] Term: **14 Years**

[21] Appl. No.: **333,895**

[22] Filed: **Dec. 23, 1981**

[51] Int. Cl. **D26-04**

[52] U.S. Cl. **D26/3; D26/26**

[58] Field of Search **D26/2, 3, 26, 75, 79; 313/110, 116, 634, 315, 317, 318, 493; 315/41, 53, 54, 56, 59, 62-65, 70-75, 58; 362/216, 226**

[56] **References Cited**

U.S. PATENT DOCUMENTS

3,462,632 8/1969 Russi 313/110
4,187,446 2/1980 Gross et al. 315/58

OTHER PUBLICATIONS

Duro-Lite® Decorative & General Service Light Bulbs Catalog, 1974, p. 5, "Polar-Lite" Finlandia Series.

Lighting Design & Application, 6-1980, p. 50, North American Philips Lighting Corp. SL Lamp.

Toshiba Review, Sep.-Oct. 1980, p. 6, FIG. 3 Compact Fluorescent Lamp.

Official Gazette issued on Oct. 15, 1980, Swedish Design Application No. 79-1572.

Official Gazette issued on Feb. 28, 1961, U.S. Pat. No. Des. 189,822.

Official Gazette issued on Dec. 1, 1962, Japanese Design Registration No. 211701 registered on 4/10/62.

Primary Examiner—Susan J. Lucas

Attorney, Agent, or Firm—Finnegan, Henderson, Farabow, Garrett & Dunner

[57] **CLAIM**

The ornamental design for a compact fluorescent lamp, as shown and described.

DESCRIPTION

FIG. 1 is a perspective view of a compact fluorescent lamp showing my new design;

FIG. 2 is a front elevational view thereof;

FIG. 3 is an elevational view looking from the right of FIG. 2;

FIG. 4 is a top plan view thereof; and

FIG. 5 is a bottom plan view thereof.

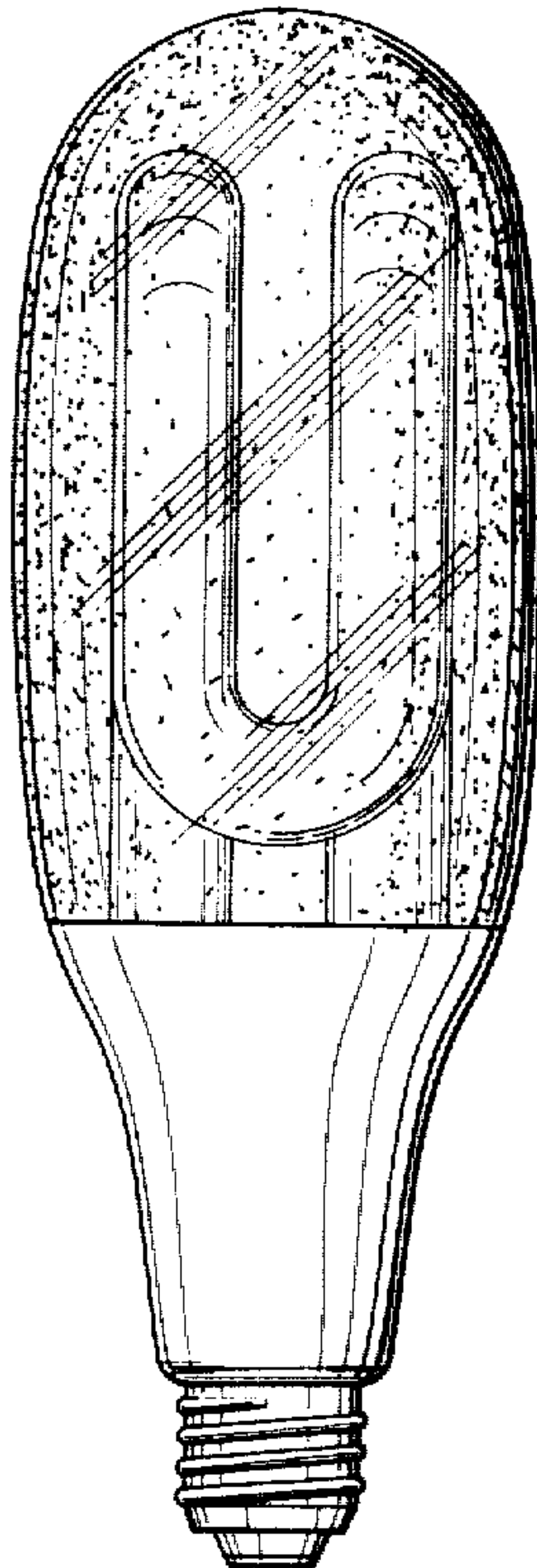


FIG. 1

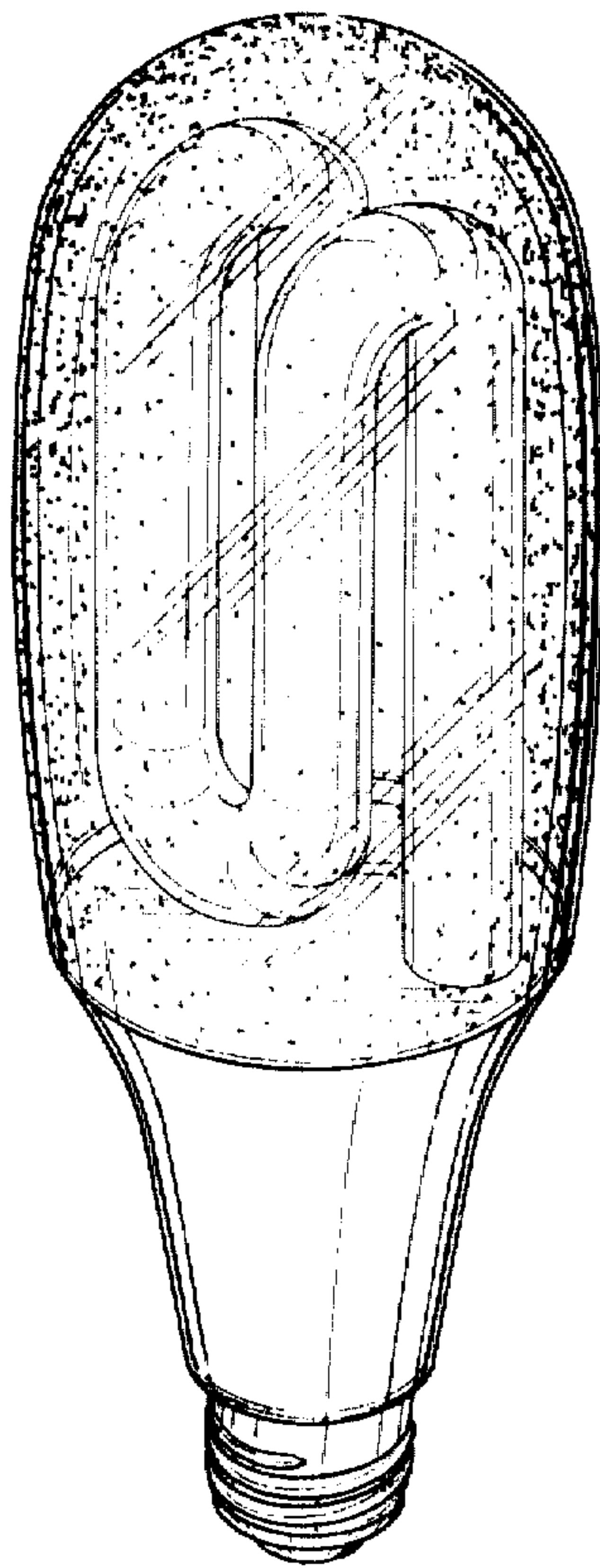


FIG.2

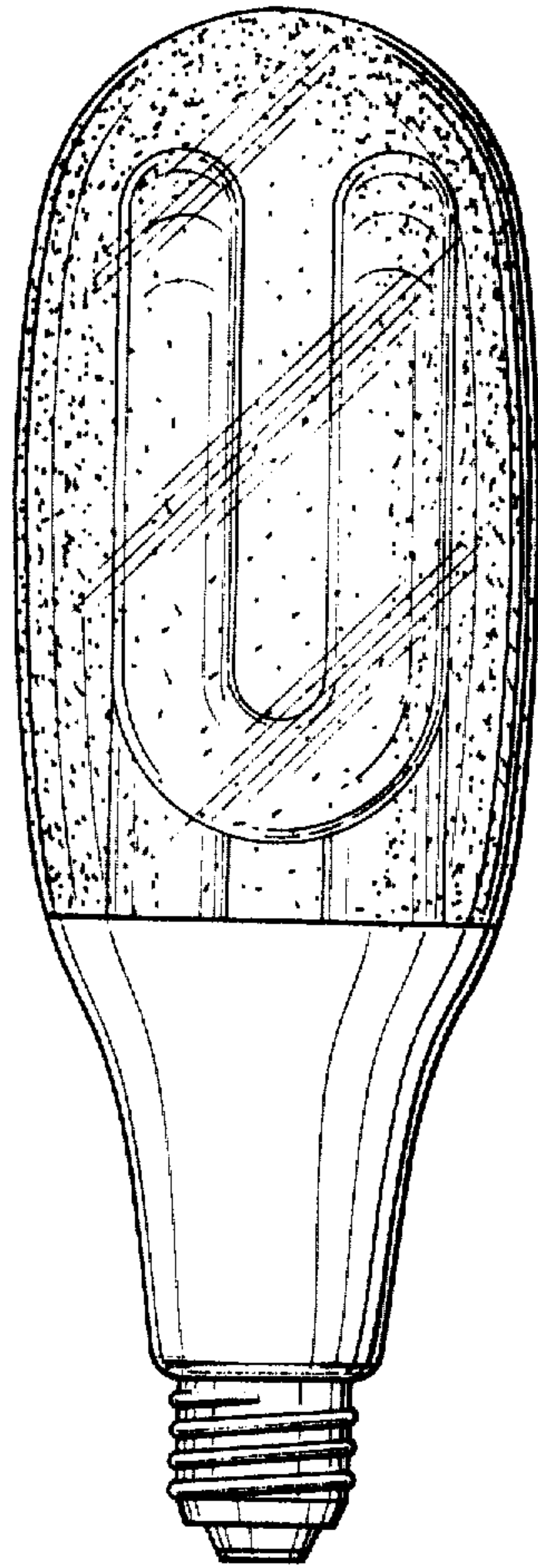


FIG.3

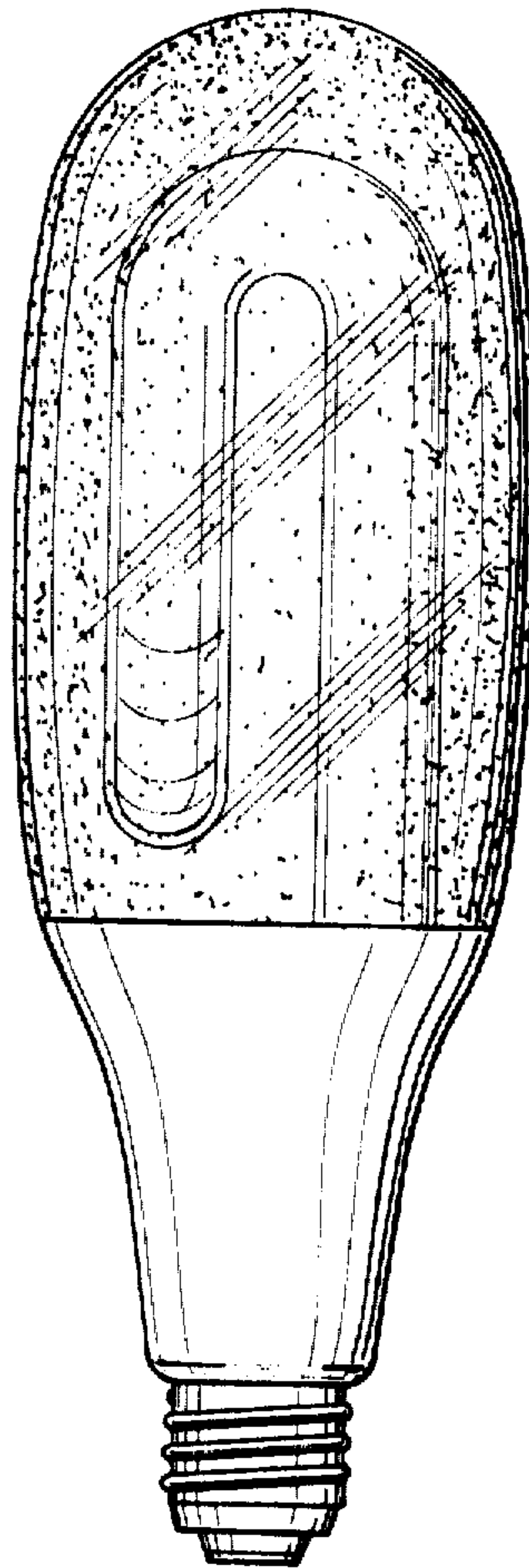


FIG.4

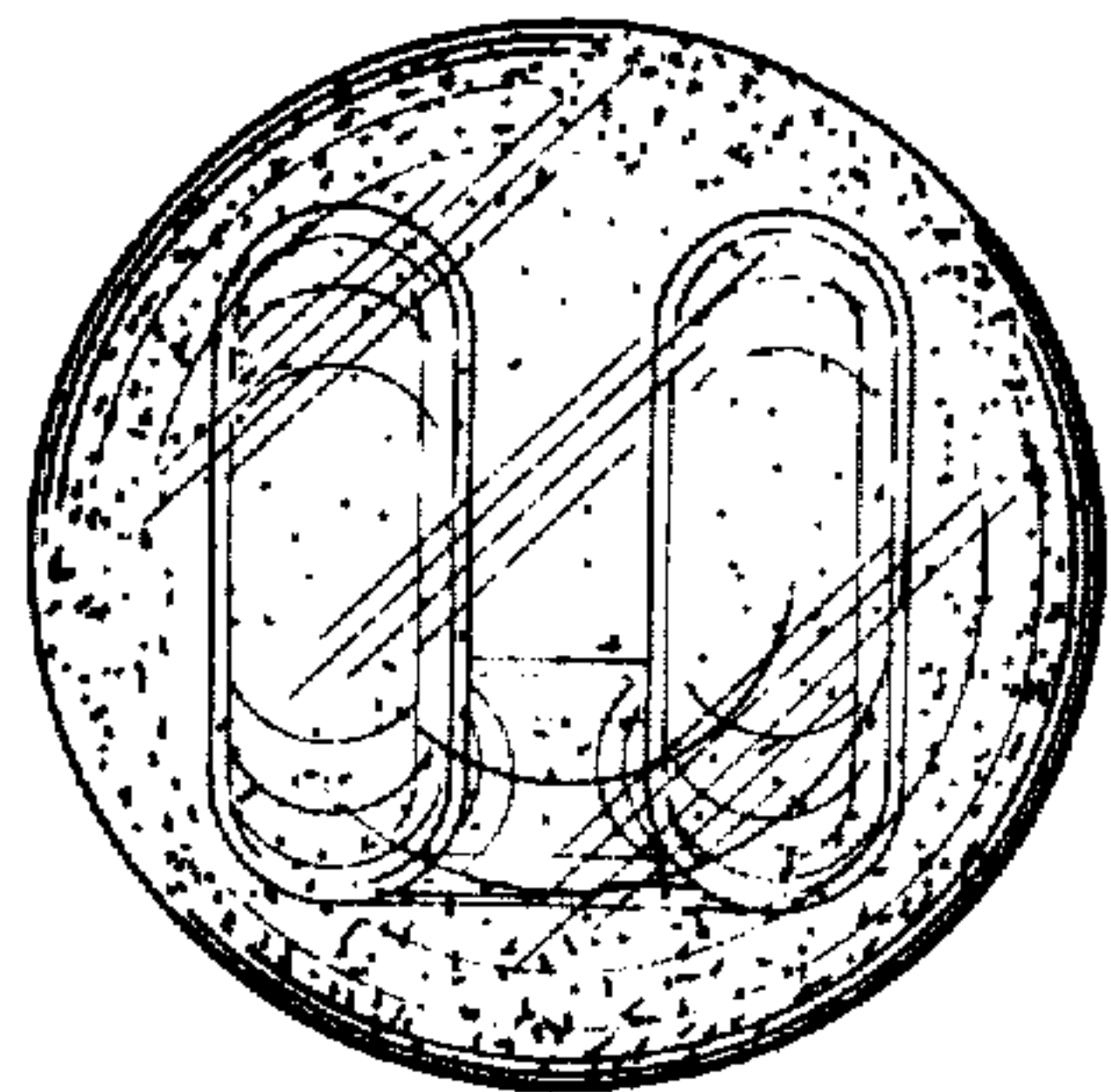


FIG.5

