

[54] PHOTOGRAPHIC CAMERA OR SIMILAR ARTICLE

[75] Inventor: Diane B. Ainslie, Rochester, N.Y.

[73] Assignee: Eastman Kodak Company, Rochester, N.Y.

[\*\*] Term: 14 Years

[21] Appl. No.: 300,831

[22] Filed: Sep. 10, 1981

Related U.S. Application Data

[62] Division of Ser. No. 26,153, Apr. 2, 1979, Pat. No. Des. 263,477.

[51] Int. Cl. .... D16-01

[52] U.S. Cl. .... D16/1; D16/6

[58] Field of Search ..... D16/1, 2, 6-10; 354/83-93, 150-156, 162, 170, 174, 187-194, 202, 288

[56] References Cited

U.S. PATENT DOCUMENTS

D. 185,595	6/1959	Crapsey	.....	D16/1
D. 244,686	6/1977	Hansen	.....	D16/1
D. 248,237	6/1978	Fukuda	.....	D16/6
D. 248,858	8/1978	Fukuda	.....	D16/1
D. 254,791	4/1980	Hansen	.....	D16/6
D. 263,477	3/1982	Ainslie	.....	D16/6
4,064,518	12/1977	Douglas	.....	354/86
4,316,658	2/1982	Bundschuh	.....	354/149 X

Primary Examiner—Nelson C. Holtje  
Attorney, Agent, or Firm—Robert L. Randall

[57] CLAIM

The ornamental design for a photographic camera or similar article, as shown and described.

DESCRIPTION

FIG. 1 is a top and left front perspective view of a photographic camera or similar article showing my new design;


FIG. 2 is a left side elevational view thereof;

FIG. 3 is a top and left front perspective view of another embodiment of my new design of FIGS. 1 and 2;

FIG. 4 is a left side elevational view thereof;

FIG. 5 is a bottom and left rear perspective view of both embodiments;

FIG. 6 is a rear elevational view of both embodiments.






FIG. 1

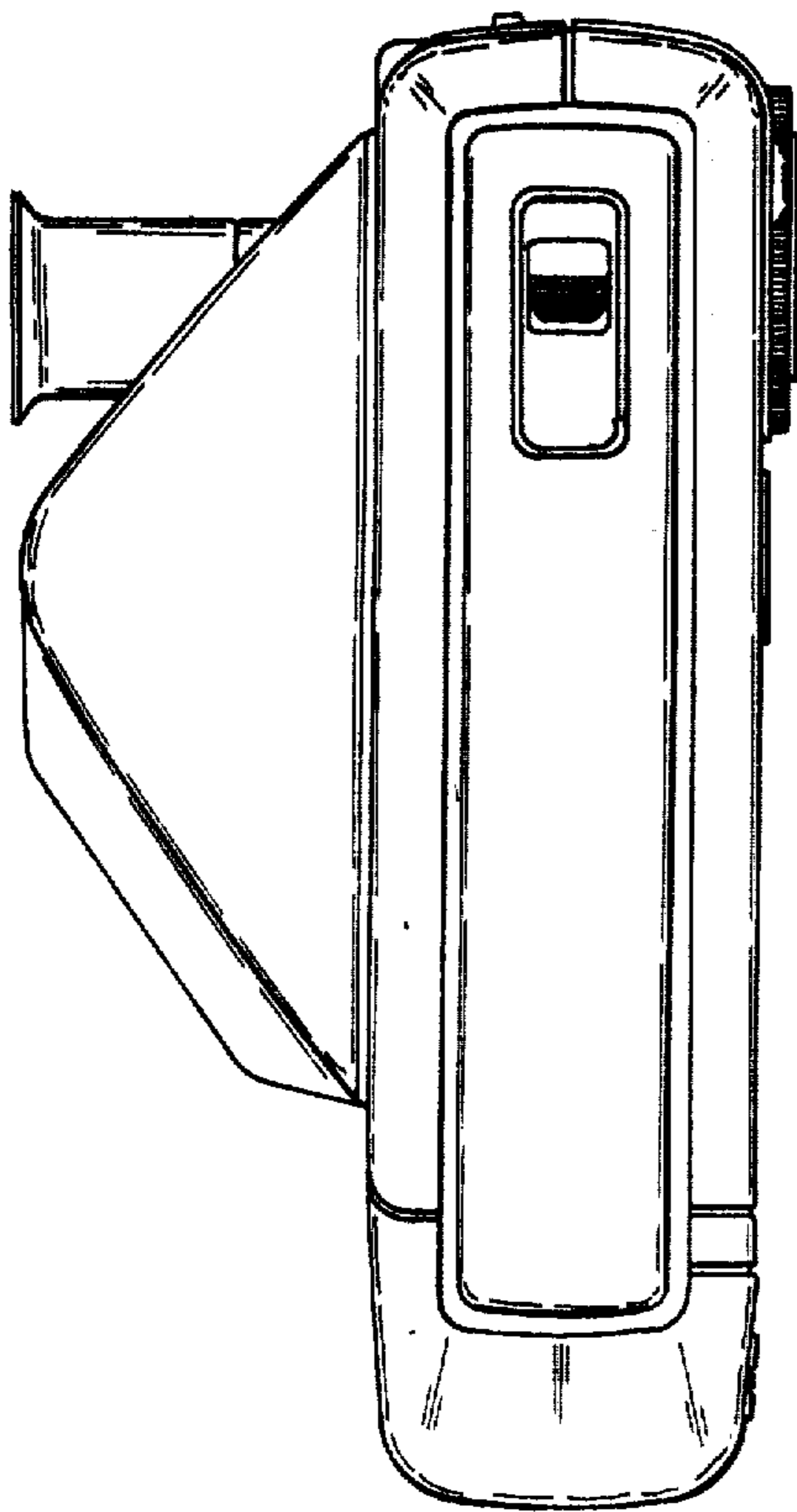


FIG. 2

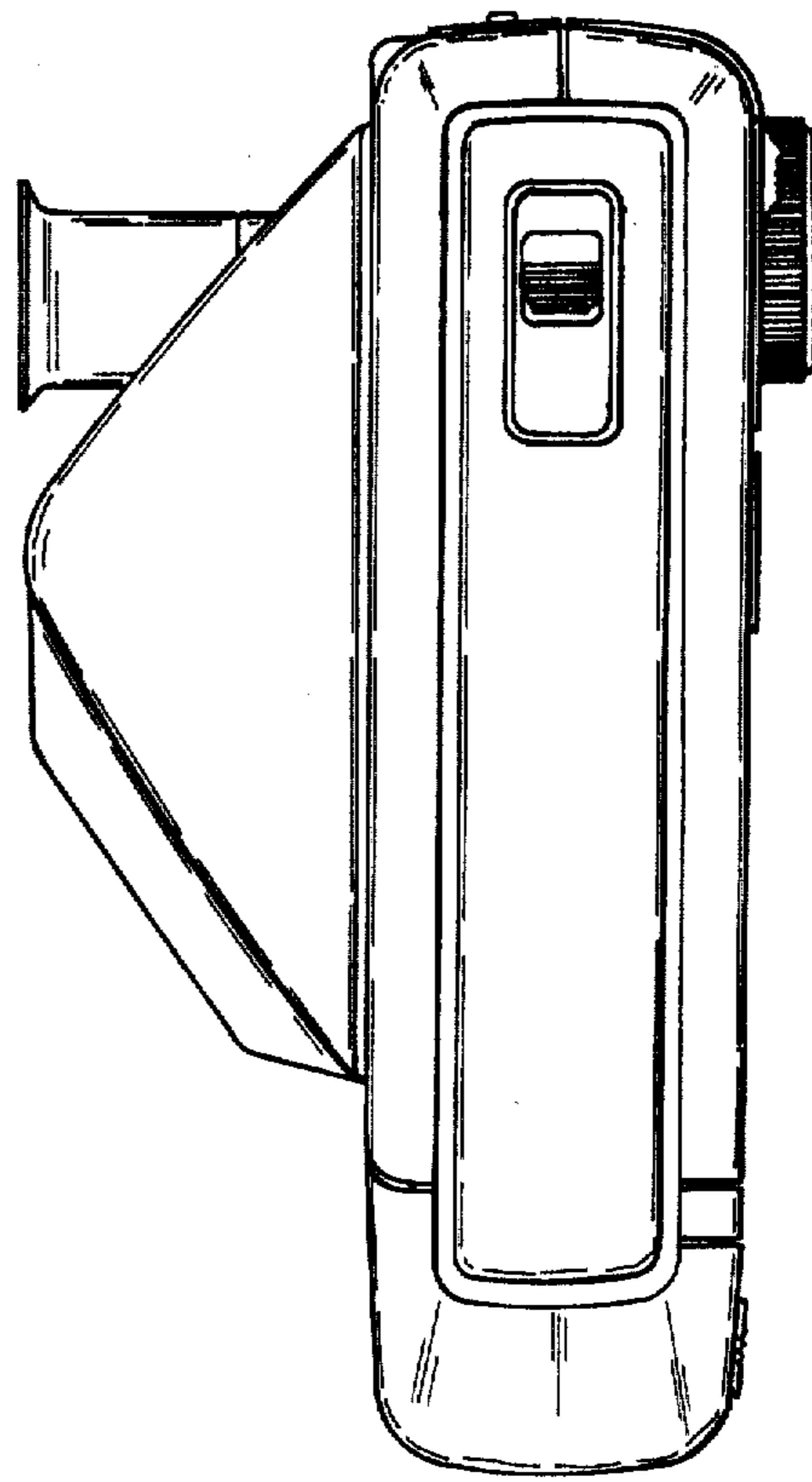


FIG. 4




FIG. 3

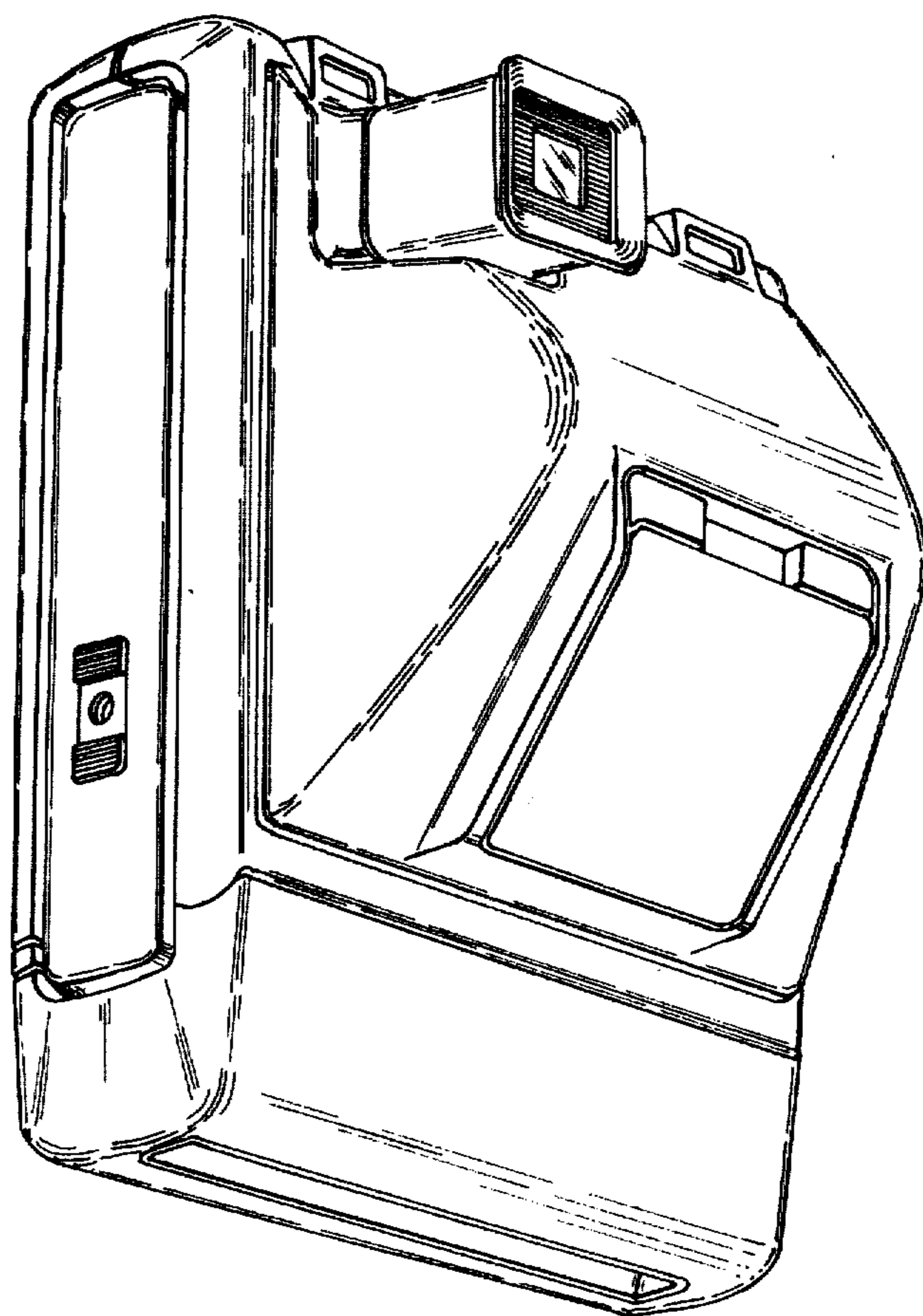


FIG. 5

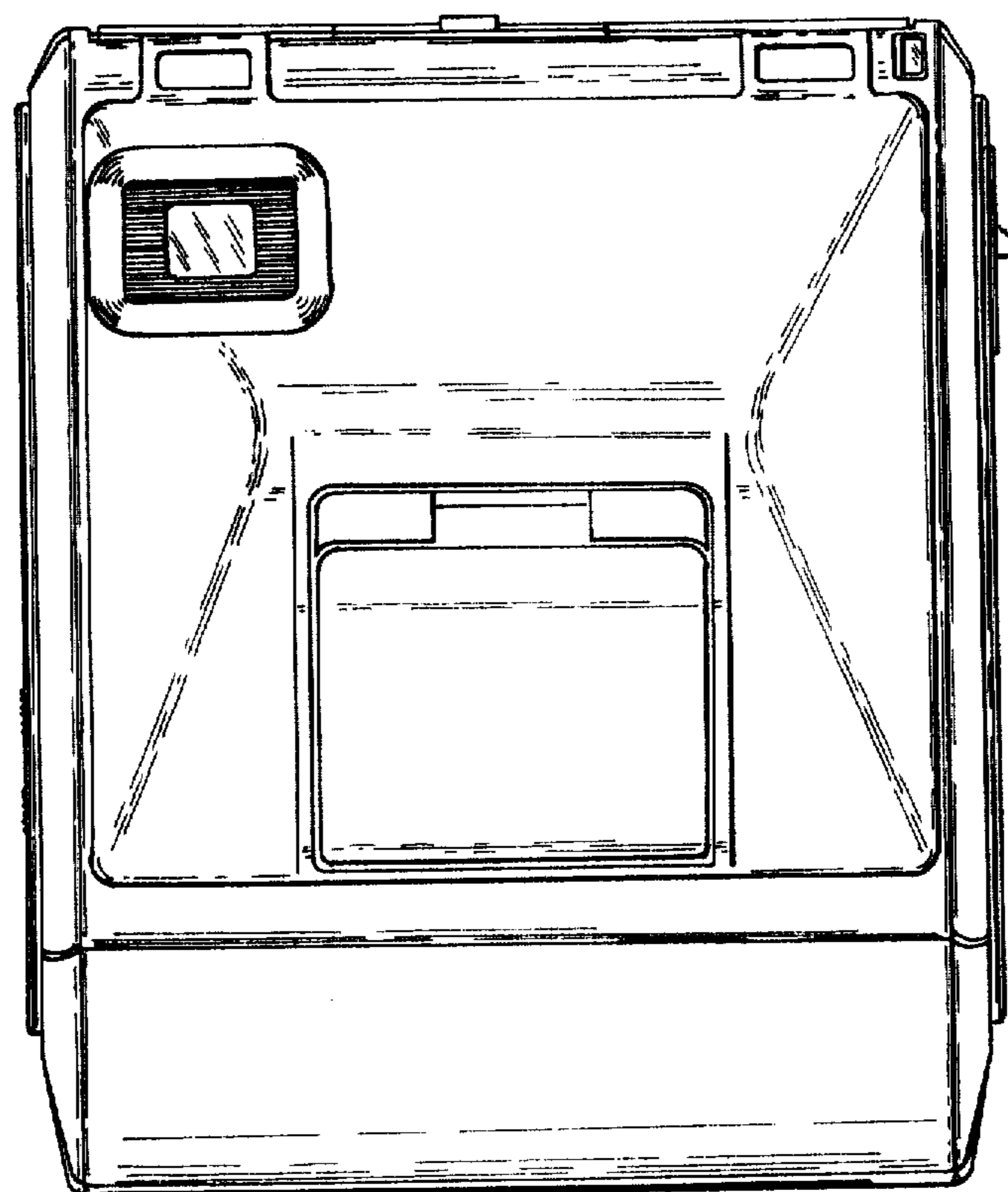


FIG. 6