

[54] **CONTROL UNIT HOUSING FOR AN ELECTRICAL PROTECTION SYSTEM**

[75] Inventors: **Terence E. Gibbs, Nyack, N.Y.;
Walter Wagner, Dumont, N.J.**

[73] Assignee: **American District Telegraph Company, New York, N.Y.**

[**] Term: **14 Years**

[21] Appl. No.: **267,076**

[22] Filed: **May 26, 1981**

[51] Int. Cl. **D10-05**

[52] U.S. Cl. **D10/106; D13/12**

[58] Field of Search **D13/12, 13, 40, 32,
D13/41; 174/50, 51, 52; 361/331, 332, 334;
D10/104, 106**

[56] **References Cited**

U.S. PATENT DOCUMENTS

D. 137,964	5/1944	Fruh	D26/5
D. 179,474	1/1957	DeGroff	D26/1
D. 187,048	1/1960	Austin et al.	D52/1
D. 187,221	2/1960	Laub et al.	D26/5
D. 190,994	8/1961	Fruh	D23/13
D. 194,786	3/1963	Leotta	D26/1
D. 196,511	10/1963	Kostanecki	D26/13
D. 200,468	3/1965	Graser et al.	D26/5
D. 208,227	8/1967	Dwyer	D72/1
D. 209,825	1/1968	Smith et al.	D26/1
D. 210,022	1/1968	Gersin	D26/1
D. 210,174	2/1968	Franczek	D72/1
D. 217,289	4/1970	Andreaggi	D52/6
D. 217,869	6/1970	Shmurak et al.	D26/1
D. 217,991	7/1970	Calderoni et al.	D72/1
D. 218,439	8/1970	Horowitz et al.	D26/13
D. 222,001	9/1971	Pinkham	D72/1
D. 222,002	9/1971	Pinkham	D72/1
D. 222,003	9/1971	Pinkham	D72/1
D. 225,905	1/1973	Lincoln	D72/1
D. 227,036	5/1973	Holce	D72/1 R
D. 228,259	8/1973	Pinkham	D72/1 R
D. 228,962	10/1973	Rausch	D72/1 R
D. 229,355	11/1973	Rausch	D72/1 R
D. 233,139	10/1974	McMaster	D10/106
D. 234,140	1/1975	Gregg	D26/1 Q
D. 235,749	7/1975	Sullivan	D10/121
D. 236,443	8/1975	Schroeder	D10/106

D. 236,445	8/1975	Danz et al.	D10/121
D. 236,719	9/1975	Sparks et al.	D10/106
D. 238,345	1/1975	Montalbano	D10/121
D. 239,706	4/1976	Barleen et al.	D10/106
D. 241,322	9/1976	Sparks et al.	D10/106
D. 249,248	9/1978	Gibbs	D10/106
D. 249,249	9/1978	Gibbs	D10/106
D. 249,891	10/1978	Rowland et al.	D24/17
D. 249,945	10/1978	Freijd	D14/40
D. 250,019	10/1978	Pycha et al.	D14/42
D. 251,485	4/1979	Stockdale	D10/121
2,916,730	12/1959	Johnson	340/227
3,643,244	2/1972	Levy	340/227
3,720,935	3/1973	Tomlin, Jr.	340/248 R

OTHER PUBLICATIONS

BRK Electronics Brochure "Fire Alarm Control Panel" Model MCP741 Aug. 29, 1975.

Notifier Brochure "Control Panel" MD740 Jan. 1977.

"Alarm Control Cabinet," *Electrical Consultant* (May/Jun. 1977), p. 6.

"Sync-Scan Scanner/Annunciator," *Electrical Consultant* (May/Jun. 1978), p. 27.

"Power Monitor," *Electrical Consultant* (Mar./Apr. 1978), p. 40.

Arrowhead Enterprises Inc., Brochure for Series S4400 "2 to 14 Zone Control Central Instrument" (Copyright 1978).

American District Telegraph Company (ADT), Technical Bulletin "TA-7153-003/G" (Mar. 1978), p. 3.

American District Telegraph Company (ADT) Brochure, "Telabreak Glass Break Detection System" (Copyright 1979).

American District Telegraph Company (ADT) Brochure, "Daytime Annunciator Security System" (May 1980).

Contronic Brochure, "MD-425 Ultrasonic System" (Aug. 1980).

American District Telegraph Company (ADT), Technical Bulletin TA-4520/G (Oct. 1980), p. 3.

Primary Examiner—Wallace R. Burke

Assistant Examiner—Lynn Wilder

Attorney, Agent, or Firm—Thomas L. Giannetti

[57]

CLAIM

The ornamental design for a control unit housing for an electrical protection system, as shown and described.

DESCRIPTION

FIG. 1 is a front elevation view of a control unit housing for an electrical protection system embodying our new design;

FIG. 2 is a top plan view thereof;
FIG. 3 is a right side elevation view thereof;
FIG. 4 is a rear elevation view thereof;
FIG. 5 is a left side elevation view thereof;
FIG. 6 is a bottom plan view thereof; and
FIG. 7 is a front perspective view thereof.

FIG. 2




FIG. 3


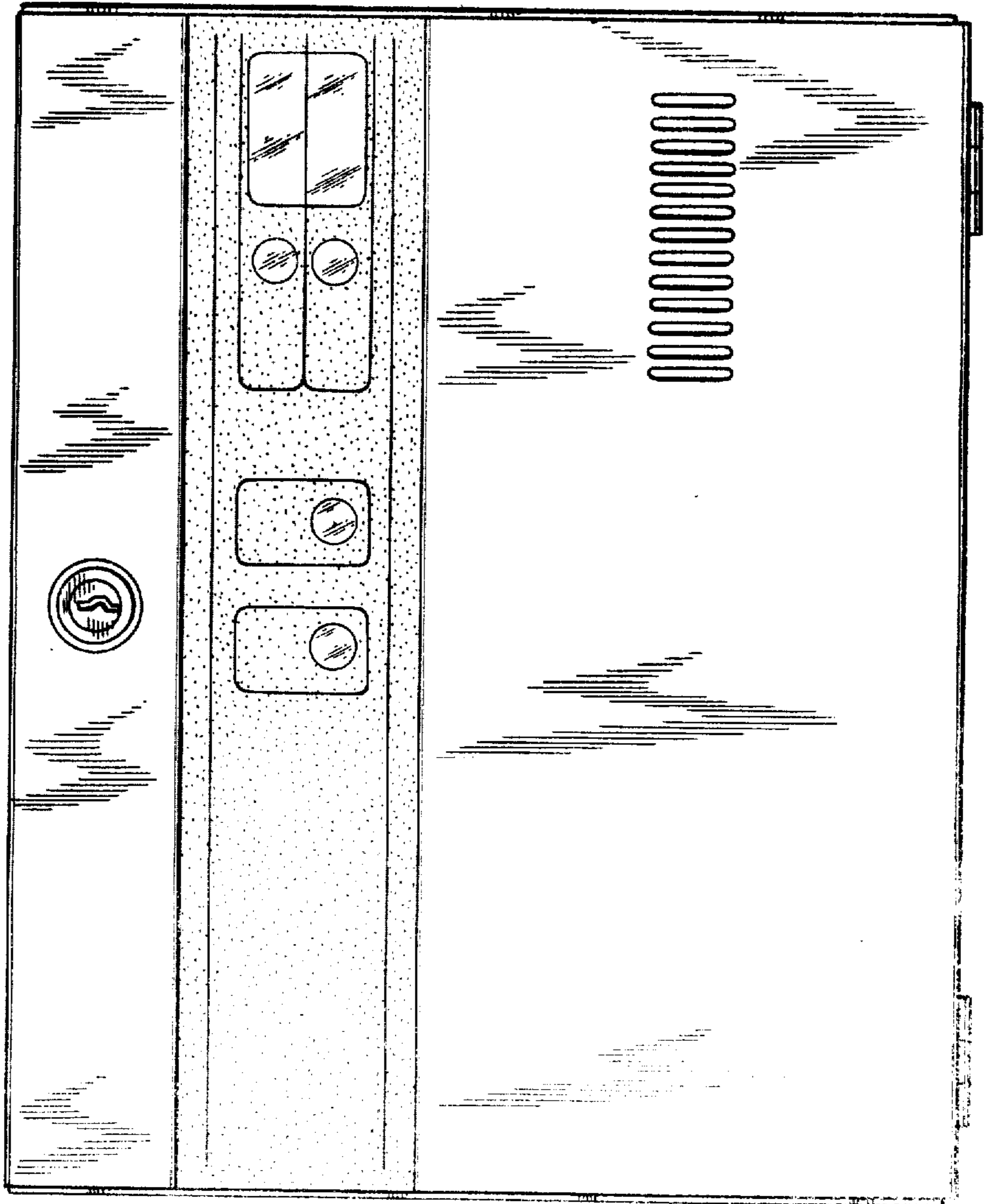


FIG. 1






FIG. 5

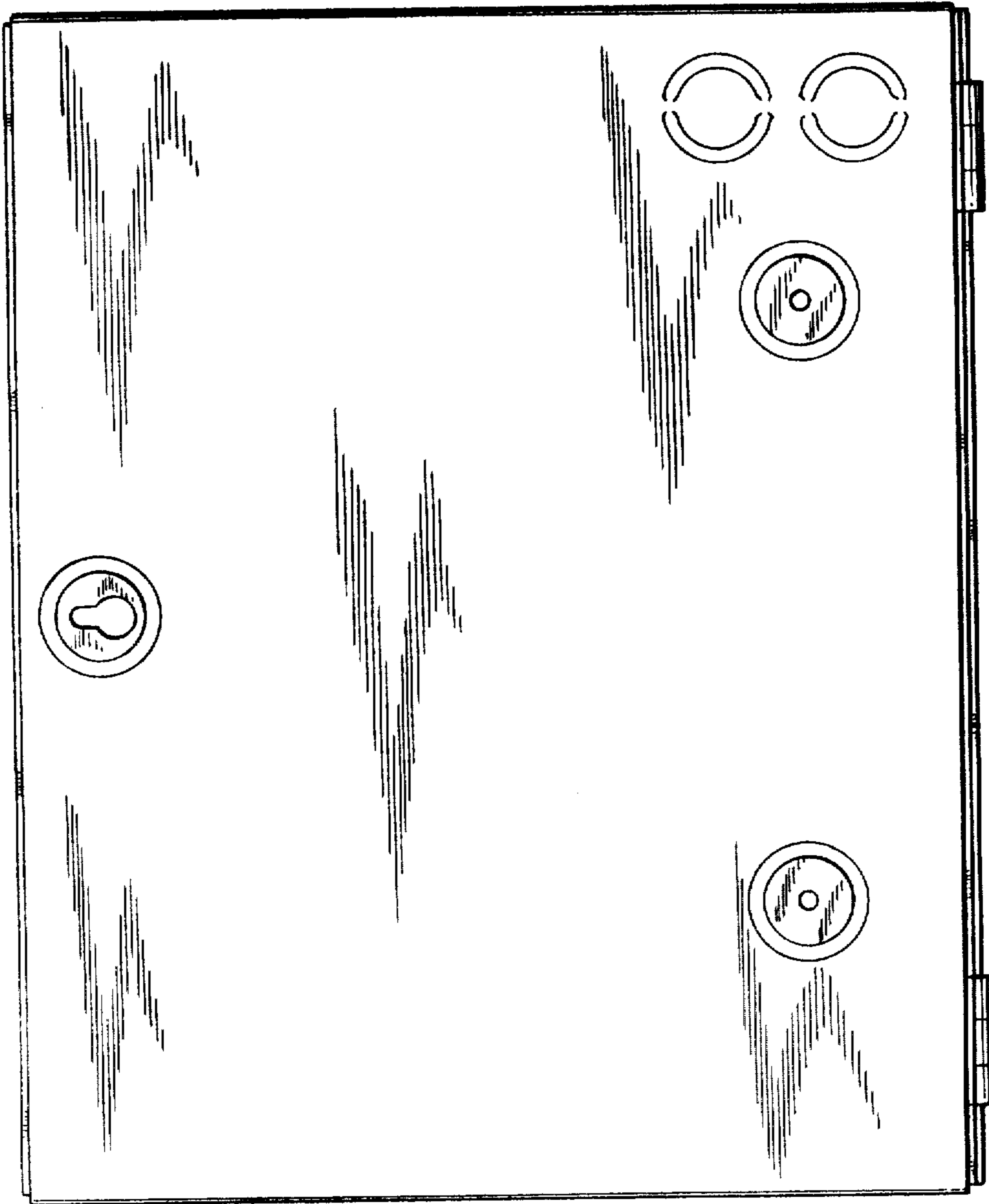


FIG. 4

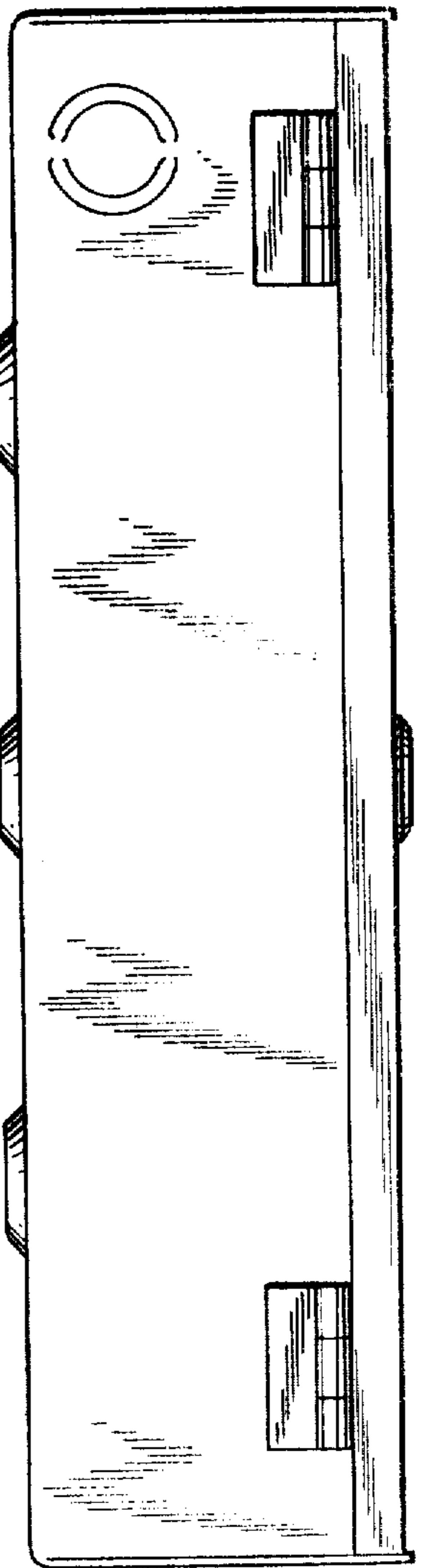


FIG. 6

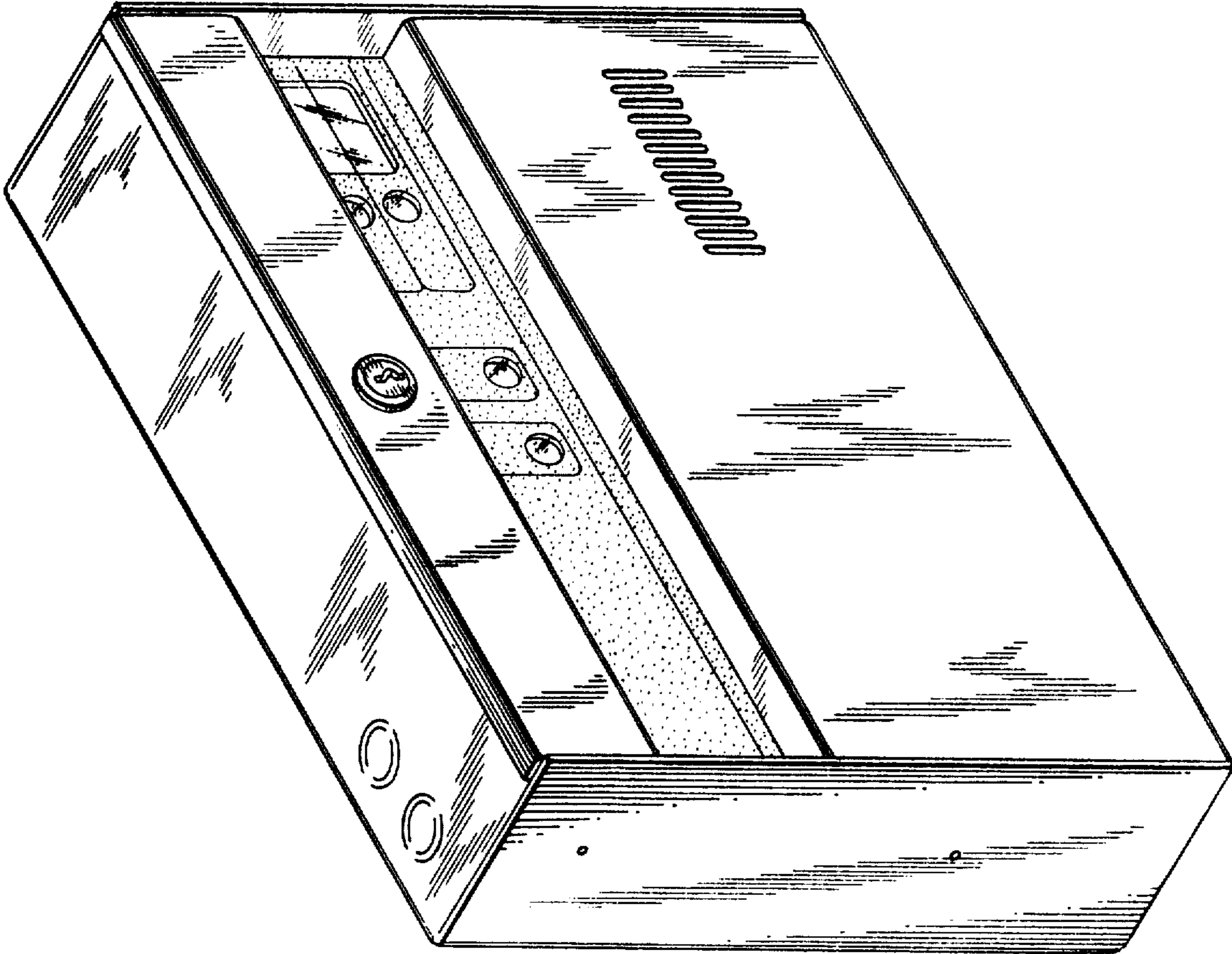


FIG. 7