

[54] COMBINED SPACER AND FOLDABLE LOCK FOR WIRES OR THE LIKE

[75] Inventor: Rudolph E. Muench, Shelby, N.C.

[73] Assignee: Fasco Controls Corporation, Shelby, N.C.

[\*\*] Term: 14 Years

[21] Appl. No.: 304,830

[22] Filed: Sep. 23, 1981

[51] Int. Cl. .... D8-08

[52] U.S. Cl. .... D8/356; D8/382; D8/396

[58] Field of Search ..... D8/354, 356, 382, 396; 248/68 R, 71, 73, 74 R, 74.1; 24/339

[56] References Cited

U.S. PATENT DOCUMENTS

|           |        |          |          |
|-----------|--------|----------|----------|
| 2,650,948 | 9/1953 | Findlay  | 248/68 R |
| 3,430,904 | 3/1969 | Soltysik | 248/73   |
| 4,244,544 | 1/1981 | Kornat   | 248/68 R |
| 4,264,047 | 4/1981 | Nelson   | 248/74.1 |

4,295,618 10/1981 Morota et al. .... 248/73

FOREIGN PATENT DOCUMENTS

|         |         |                      |        |
|---------|---------|----------------------|--------|
| 1077284 | 3/1960  | Fed. Rep. of Germany | 248/71 |
| 373083  | 12/1963 | Switzerland          | 24/339 |
| 950228  | 2/1964  | United Kingdom       | 24/339 |

Primary Examiner—B. J. Bullock  
Attorney, Agent, or Firm—Shlesinger, Fitzsimmons & Shlesinger

[57] CLAIM

The ornamental design for a combined spacer and foldable lock for wires or the like, substantially as shown.

DESCRIPTION

FIG. 1 is a top plan view of a combined spacer and foldable lock for wires or the like showing my new design;

FIG. 2 is a front elevational view thereof;

FIG. 3 is a bottom plan view thereof;

FIG. 4 is a rear elevational view thereof; and

FIG. 5 is a side elevational view taken from the left of FIG. 1.

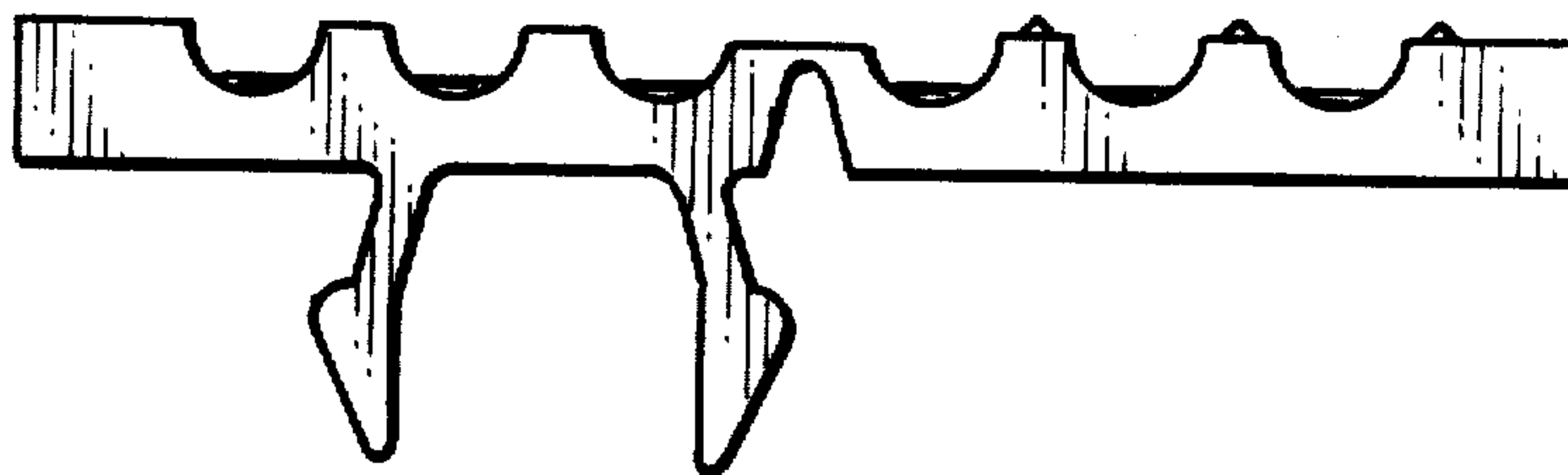



FIG. 1

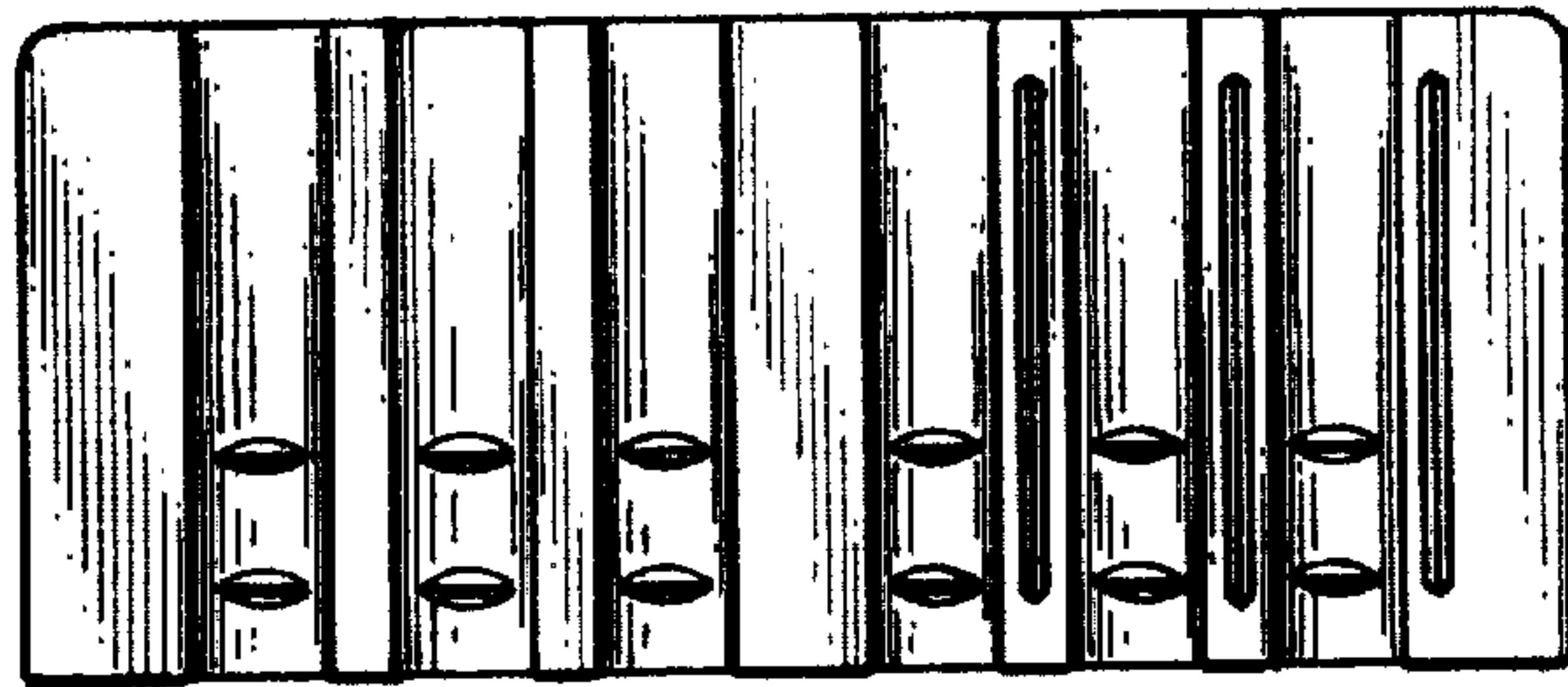


FIG. 2

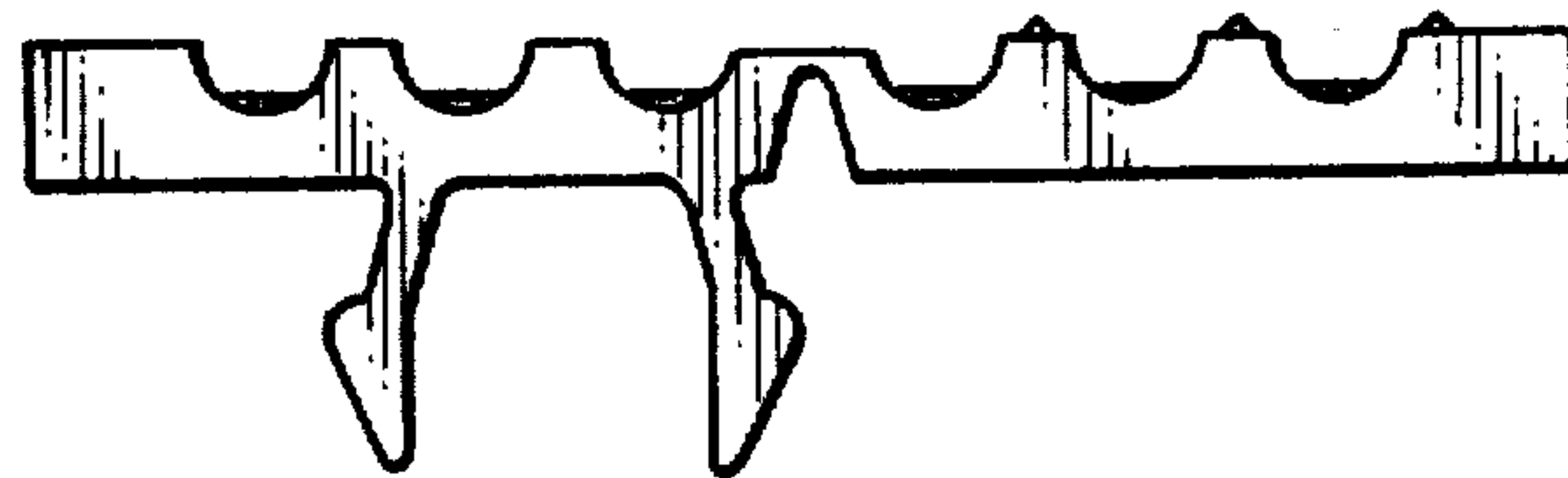


FIG. 3

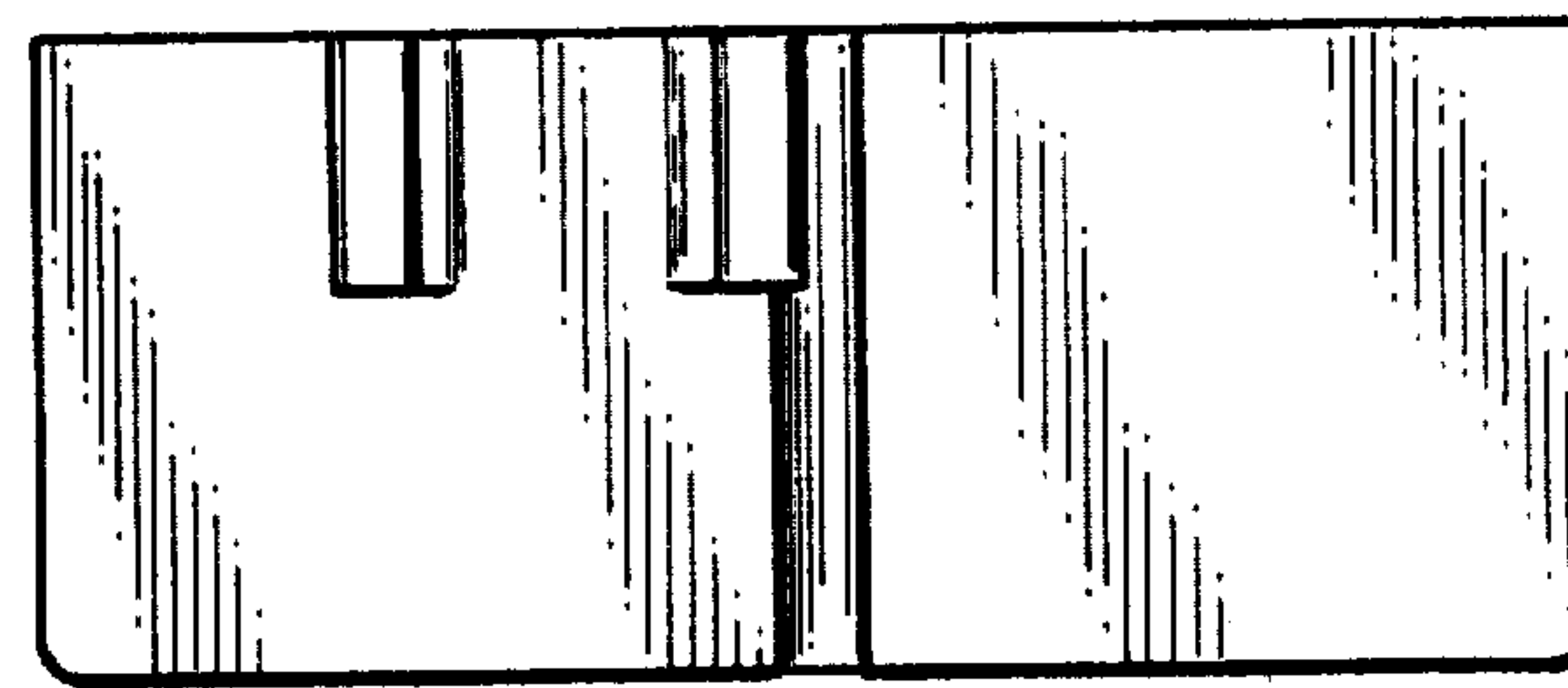


FIG. 4

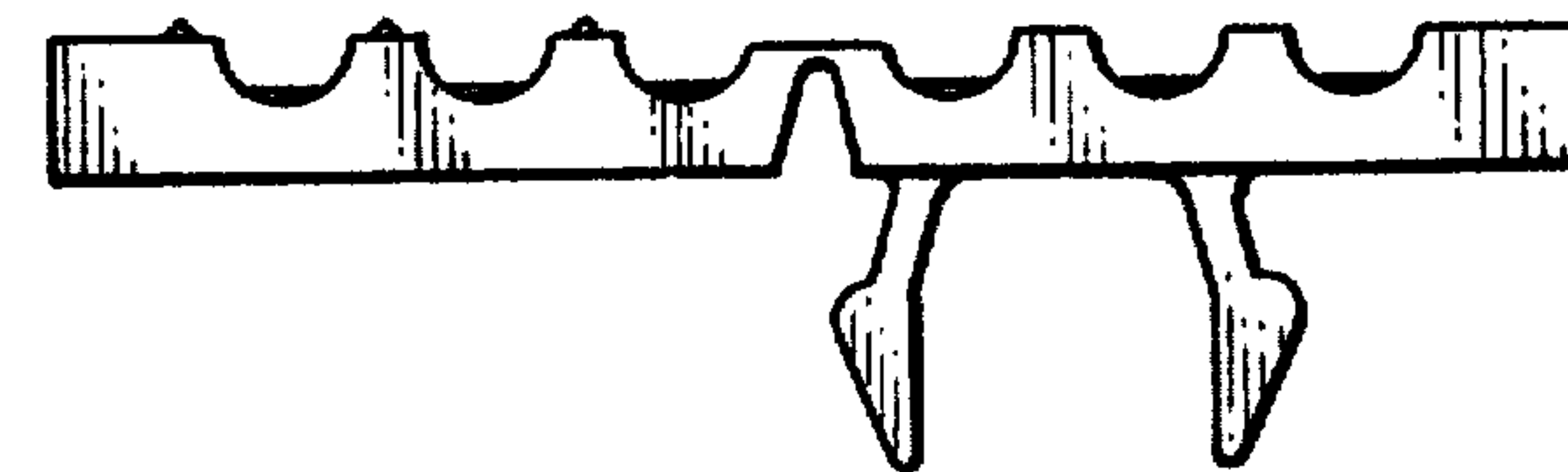


FIG. 5

