

- [54] GRAB BAR FOR BATHTUBS OR THE LIKE
- [75] Inventor: Henry M. Stairs, Jr., Neshanic, N.J.
- [73] Assignee: American Standard Inc., New York, N.Y.
- [\*\*] Term: 14 Years
- [21] Appl. No.: 353,658
- [22] Filed: Mar. 1, 1982

D. 235,446	6/1975	Korol	.....	D23/55
D. 265,679	8/1982	Ballard	.....	D23/57
D. 266,941	11/1982	Stairs, Jr.	.....	D23/55
1,704,639	3/1929	Thompson	.....	4/577 X
2,079,410	5/1937	James et al.	.....	D23/55 X
2,269,420	1/1942	Anderson et al.	.....	4/577
2,430,027	11/1947	Morrison	.....	4/577
2,564,190	8/1951	Danielson	.....	4/577 X

Primary Examiner—James R. Largen  
 Attorney, Agent, or Firm—James J. Salerno, Jr.; Robert G. Crooks; John P. Sinnott

Related U.S. Application Data

- [62] Division of Ser. No. 169,568, Jul. 17, 1980.
- [51] Int. Cl. .... D8—06
- [52] U.S. Cl. .... D8/315; D23/69; D8/319
- [58] Field of Search ..... D23/55, 56, 57, 69; D6/86; D8/300, 315, 317, 319; 4/571, 573, 576, 577

[57] CLAIM

The ornamental design for a grab bar for bathtubs or the like, substantially as shown and described.

DESCRIPTION

FIG. 1 is a top plan view of a grab bar for bathtubs or the like showing my new design;  
 FIG. 2 is a cross sectional view taken on line 2—2 of FIG. 1;  
 FIG. 3 is an elevational view taken on the plane indicated by line 3—3 of FIG. 2; and  
 FIG. 4 is an elevational view taken on the plane indicated by line 4—4 of FIG. 2.  
 The fragmentary broken line representation of a bathtub in FIG. 1 is for purposes of illustration only.

[56] References Cited  
 U.S. PATENT DOCUMENTS

D. 118,014	12/1939	Grimm	.....	D23/55
D. 211,876	8/1968	Doman	.....	D23/55
D. 211,877	8/1968	Doman	.....	D23/55

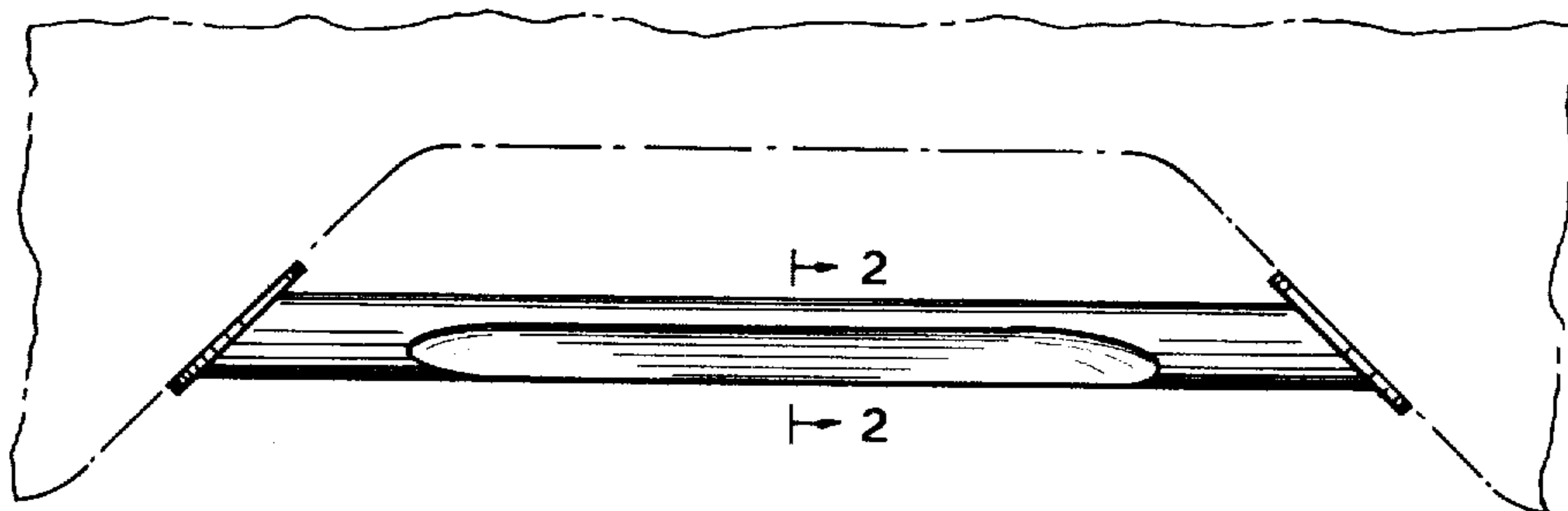


FIG. 1

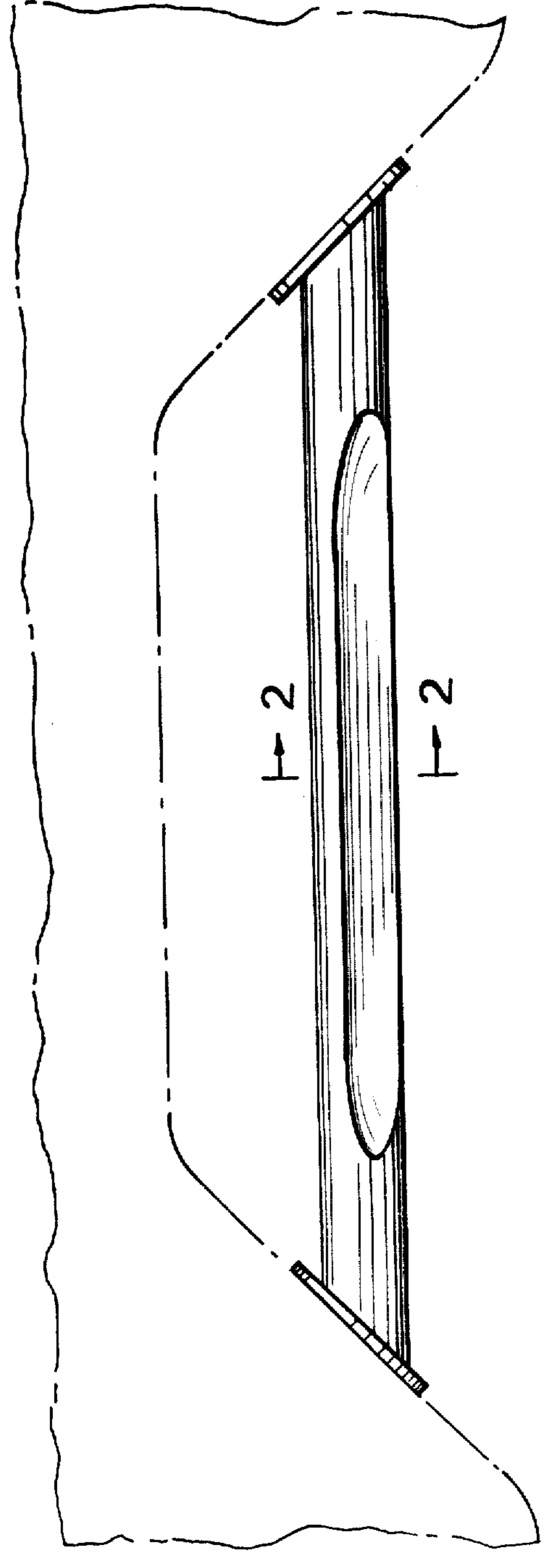


FIG. 2

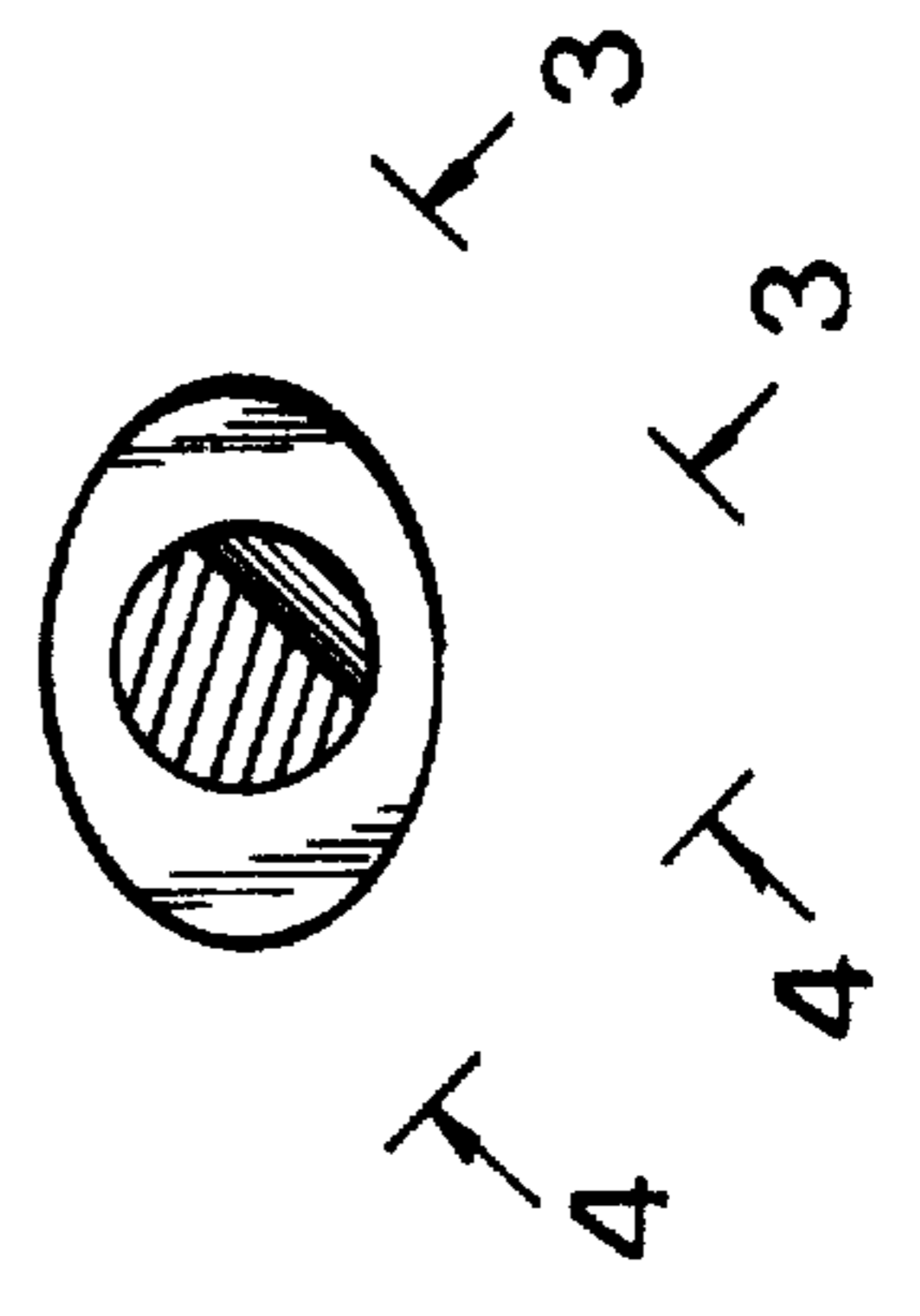


FIG. 3

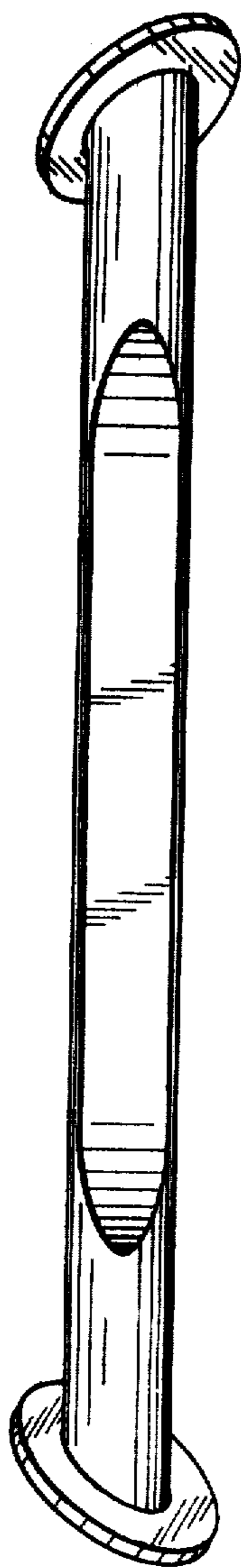


FIG. 4

