

[54] SPRING BASE CHAIR

[76] Inventor: Willis A. Baty, Arkadelphia, Ala. 35033

[**] Term: 14 Years

[21] Appl. No.: 246,847

[22] Filed: Mar. 23, 1981

[51] Int. Cl. D6-01

[52] U.S. Cl. D6/70

[58] Field of Search D6/37, 47-78, D6/8

2,063,780 12/1936 Ball 155/50
2,069,456 2/1937 McGowen 155/50
2,437,304 3/1948 Molla D6/77 X

FOREIGN PATENT DOCUMENTS

1805116 5/1970 Fed. Rep. of Germany 297/293

Primary Examiner—Bruce W. Dunkins

Attorney, Agent, or Firm—Dann, Dorfman, Herrell and Skillman

[57] CLAIM

The ornamental design for a spring base chair, substantially as shown.

DESCRIPTION

FIG. 1 is a perspective view of the spring base chair of my new design;

FIG. 2 is a front elevation of the spring base chair of FIG. 1;

FIGS. 3 and 4 respectively are lefthand and righthand side elevations of the spring base chair shown in FIG. 1;

FIG. 5 is a rear elevation view of the spring base chair of FIG. 1;

FIG. 6 is a plan view of the spring base chair of FIG. 1; and

FIG. 7 is an inverted plan view of the spring base chair of FIG. 1.

[56] References Cited

U.S. PATENT DOCUMENTS

135,465	2/1873	Chichester	297/293
177,350	5/1876	Nilson	248/575
D. 177,914	6/1956	Jones	D6/77
D. 180,134	4/1957	Calder	D6/8
D. 237,922	12/1975	Pedersen	D6/77 X
D. 238,989	3/1976	Grosfillex	D6/70
329,850	11/1985	Overman	297/295
1,491,918	4/1924	Nolan	297/295
1,874,613	8/1932	Pilates	297/303
1,928,939	10/1933	Larsen	155/55
1,987,014	1/1935	Lampila et al.	155/77






FIG. 1




FIG. 2

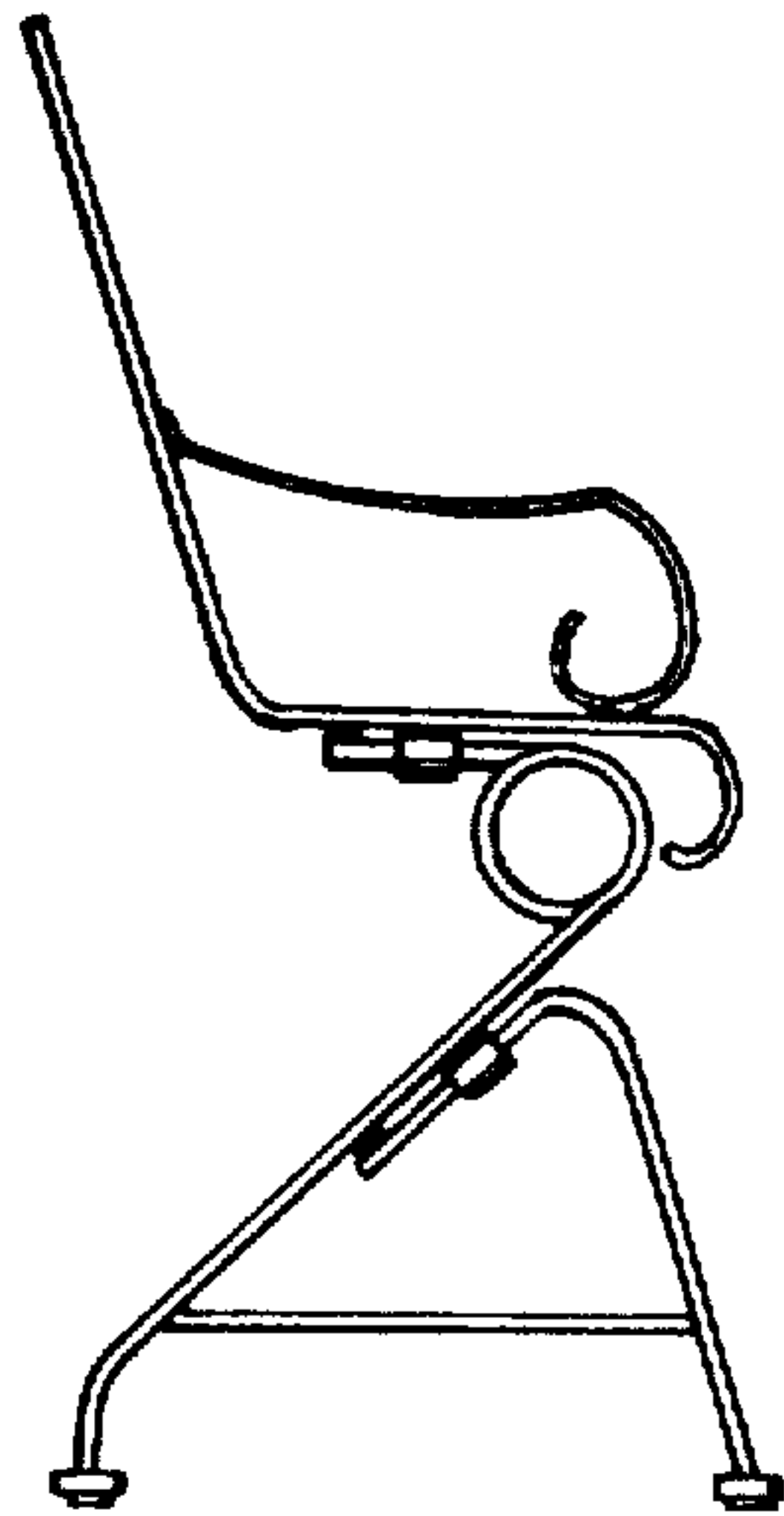


FIG. 3

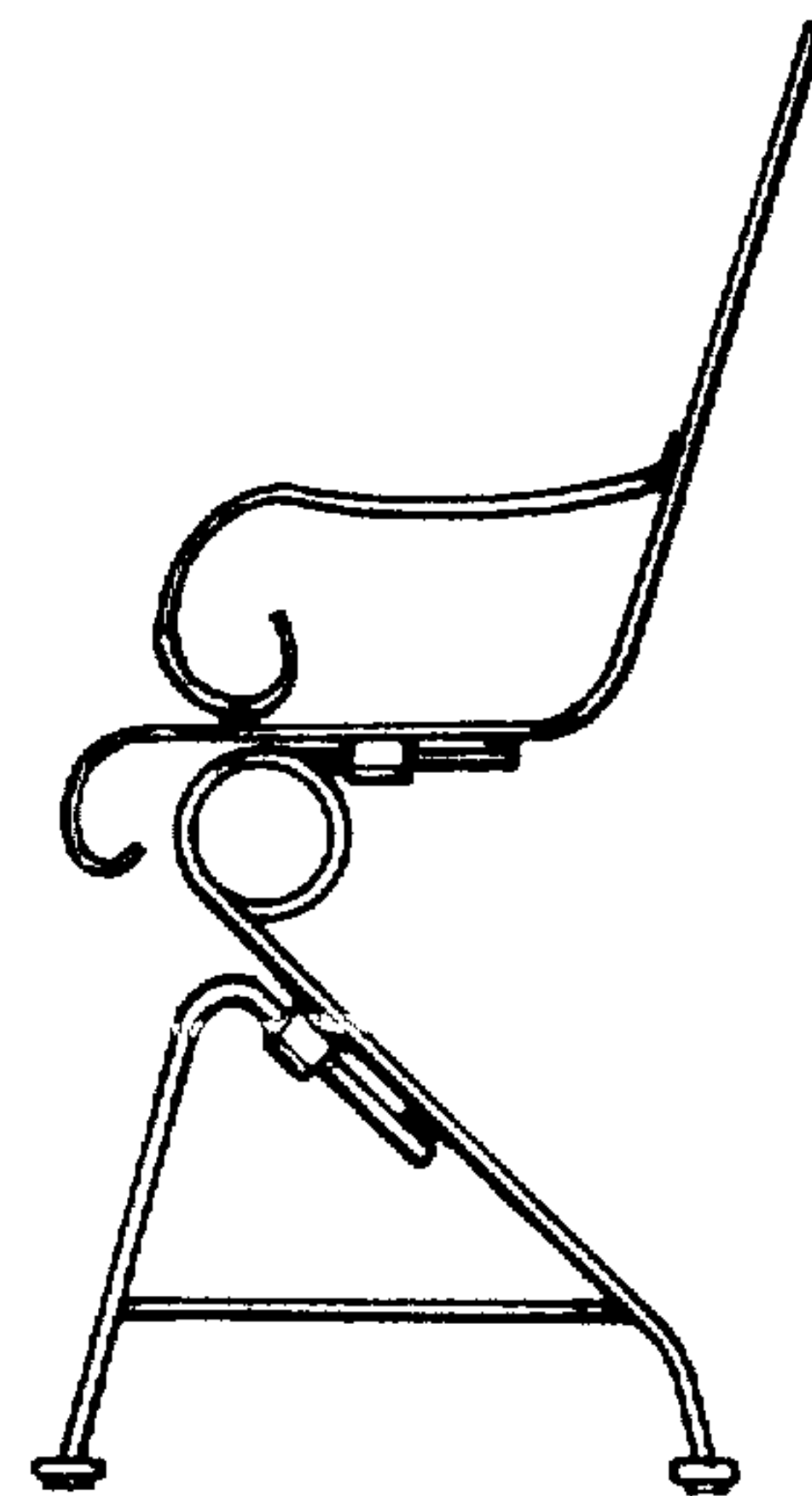


FIG. 4

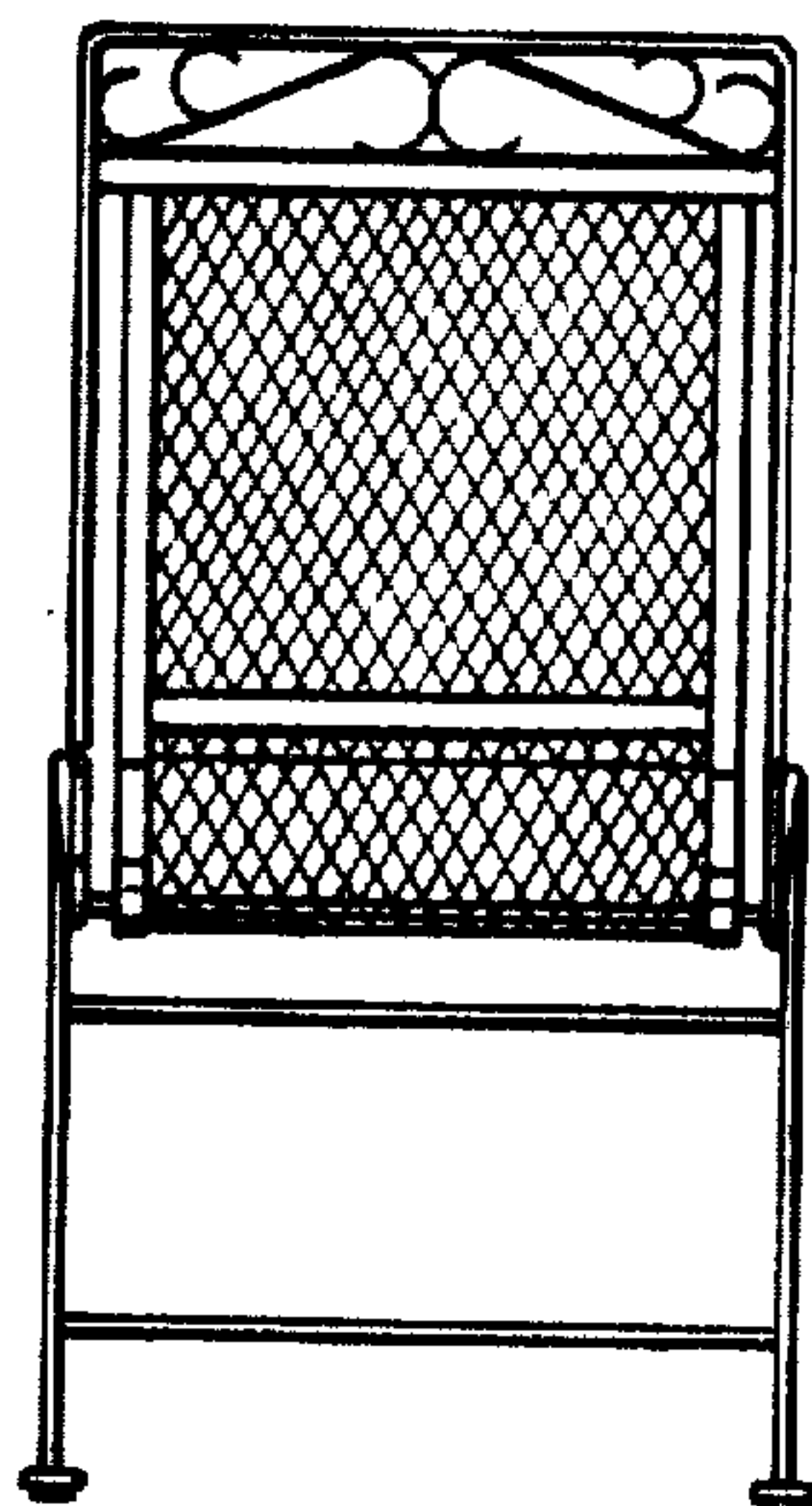


FIG. 5




FIG. 6

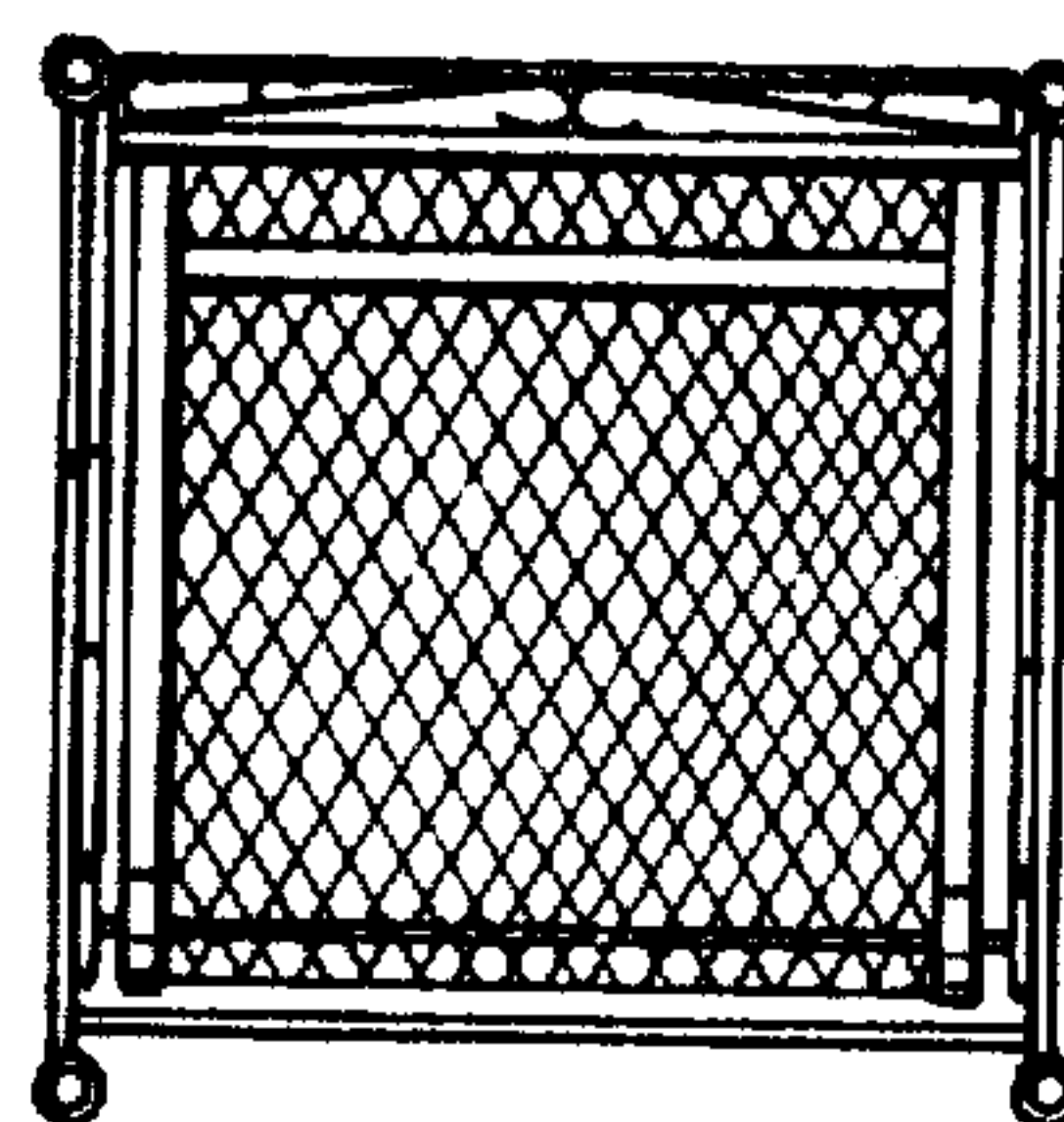


FIG. 7