

[54] **VANITY MIRROR**

[75] **Inventor:** Kwok K. Cheung, Kwai Chung, Hong Kong

[73] **Assignees:** Wing Kiu Tong; King Sing Tong, both of Kwai Chung, Hong Kong; a part interest

[**] **Term:** 14 Years

[21] **Appl. No.:** 320,119

[22] **Filed:** Nov. 10, 1981

[30] **Foreign Application Priority Data**

Jul. 14, 1981 [GB] United Kingdom 1 001 453

[51] **Int. Cl.** D28-03

[52] **U.S. Cl.** D28/83; D28/67

[58] **Field of Search** D28/73, 76-91, D28/38, 63, 67; D9/420, 337, 377, 403, 426; D3/39; 132/79 R, 79 D, 79 F, 79 G, 82 R-82 G, 83 R-83 H, 84 R; 220/DIG. 26; 206/235, 581, 823; 362/136, 137

[56]

References Cited

U.S. PATENT DOCUMENTS

D. 144,516	4/1946	Reilly	D28/82
D. 145,239	7/1946	Verdvra	D28/78 X
D. 146,938	6/1947	Crane	D28/83
D. 167,668	9/1952	Bedinger	D9/420
D. 255,389	6/1980	Boyd	D28/78
D. 263,004	2/1982	Gross	D28/83
1,875,127	8/1932	Parkin	132/83 R

Primary Examiner—Louis S. Zarfes

Attorney, Agent, or Firm—Wenderoth, Lind & Ponack

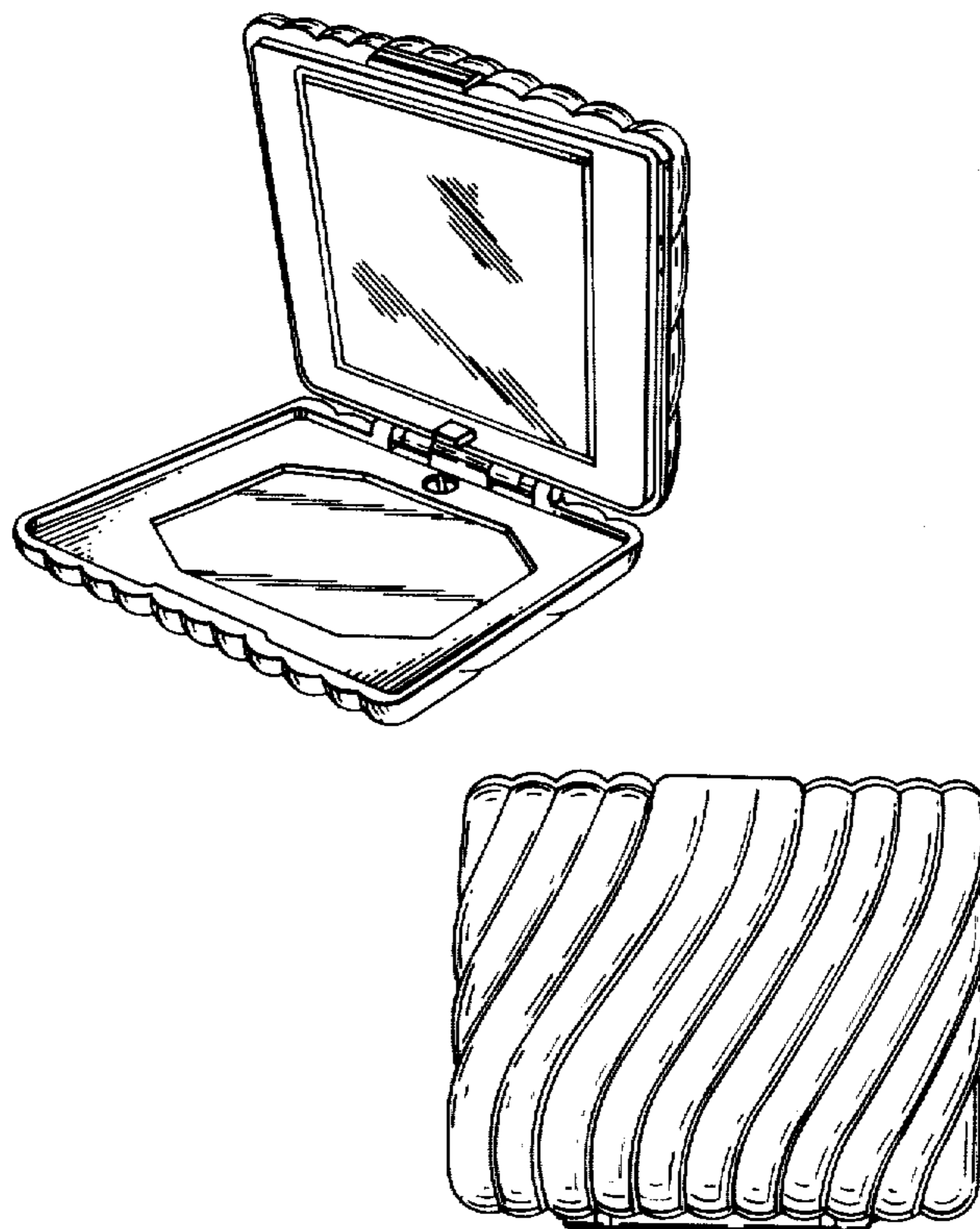
[57]

CLAIM

The ornamental design for vanity mirror, substantially as shown and described.

DESCRIPTION

FIG. 1 is a top plan view of a vanity mirror showing my new design;
 FIG. 2 is a front elevational view thereof;
 FIG. 3 is a rear elevational view thereof;
 FIG. 4 is a side elevational view thereof;
 FIG. 5 is an underneath plan view thereof, and
 FIG. 6 is a front perspective view thereof in the open position.






FIG. 6.

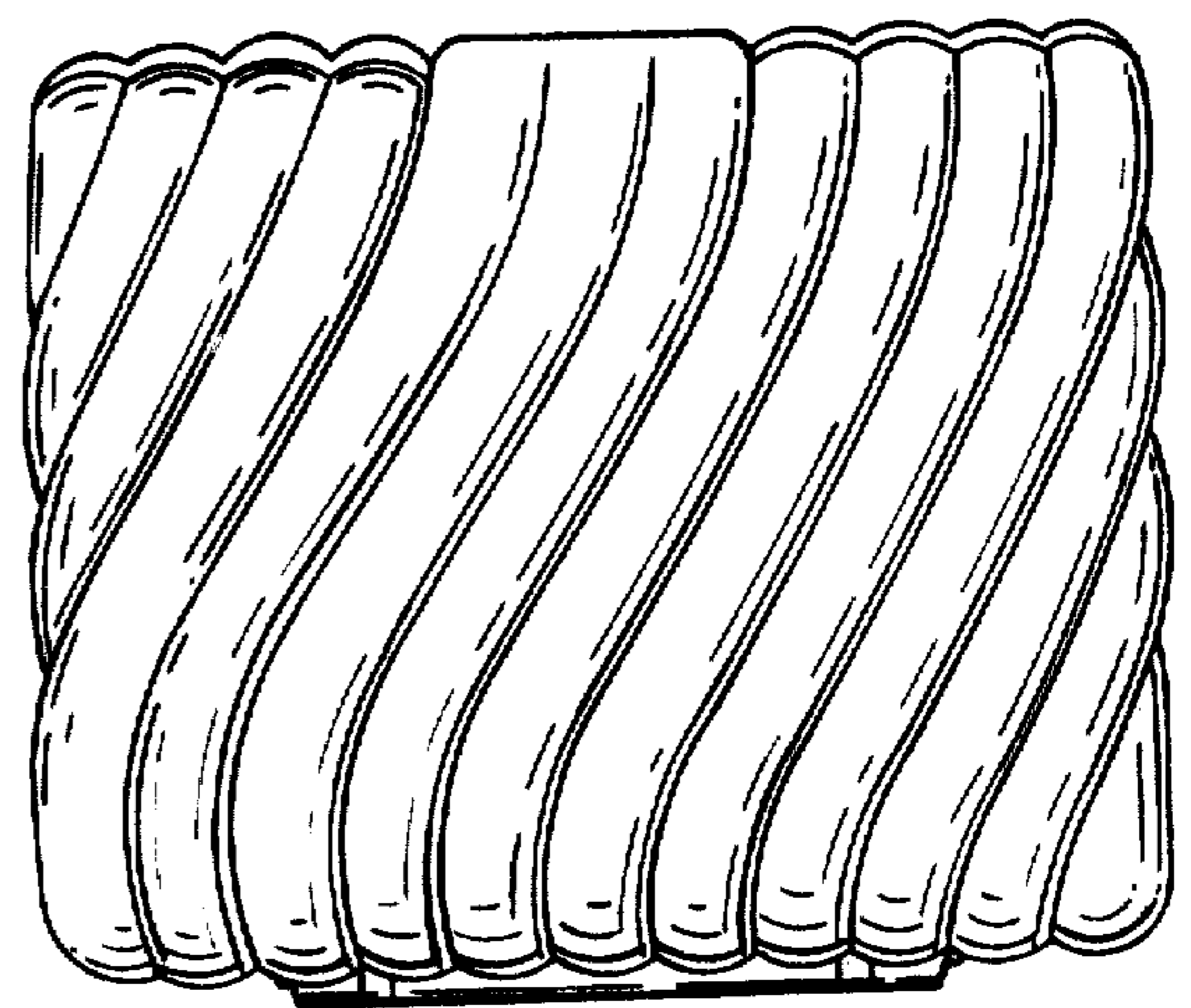


FIG. 1.

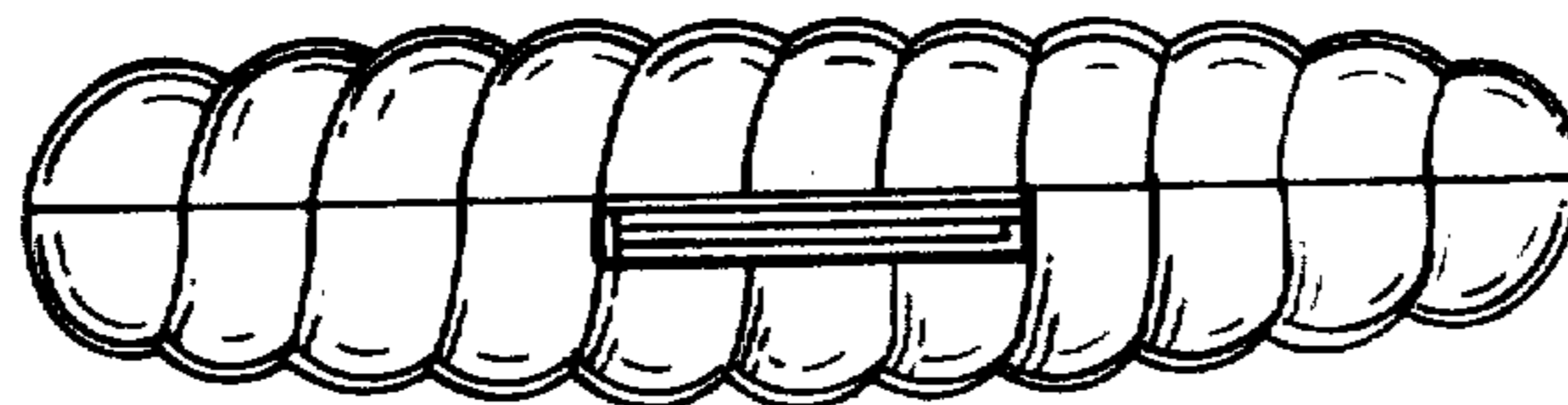


FIG. 2.

FIG. 4.

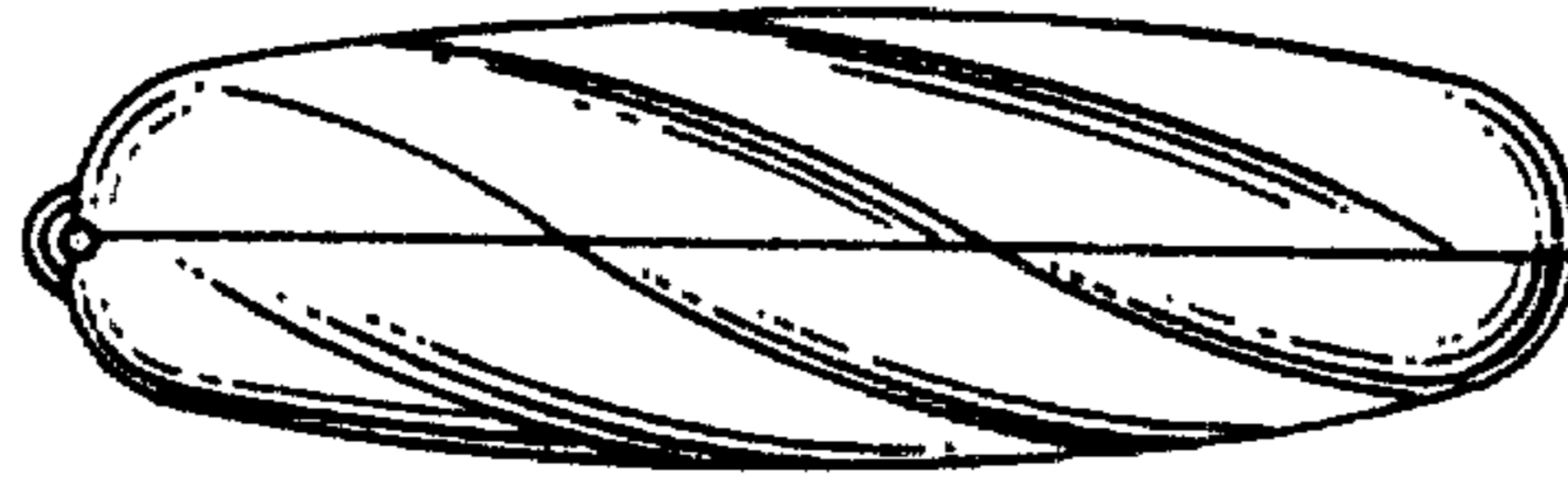


FIG. 5.

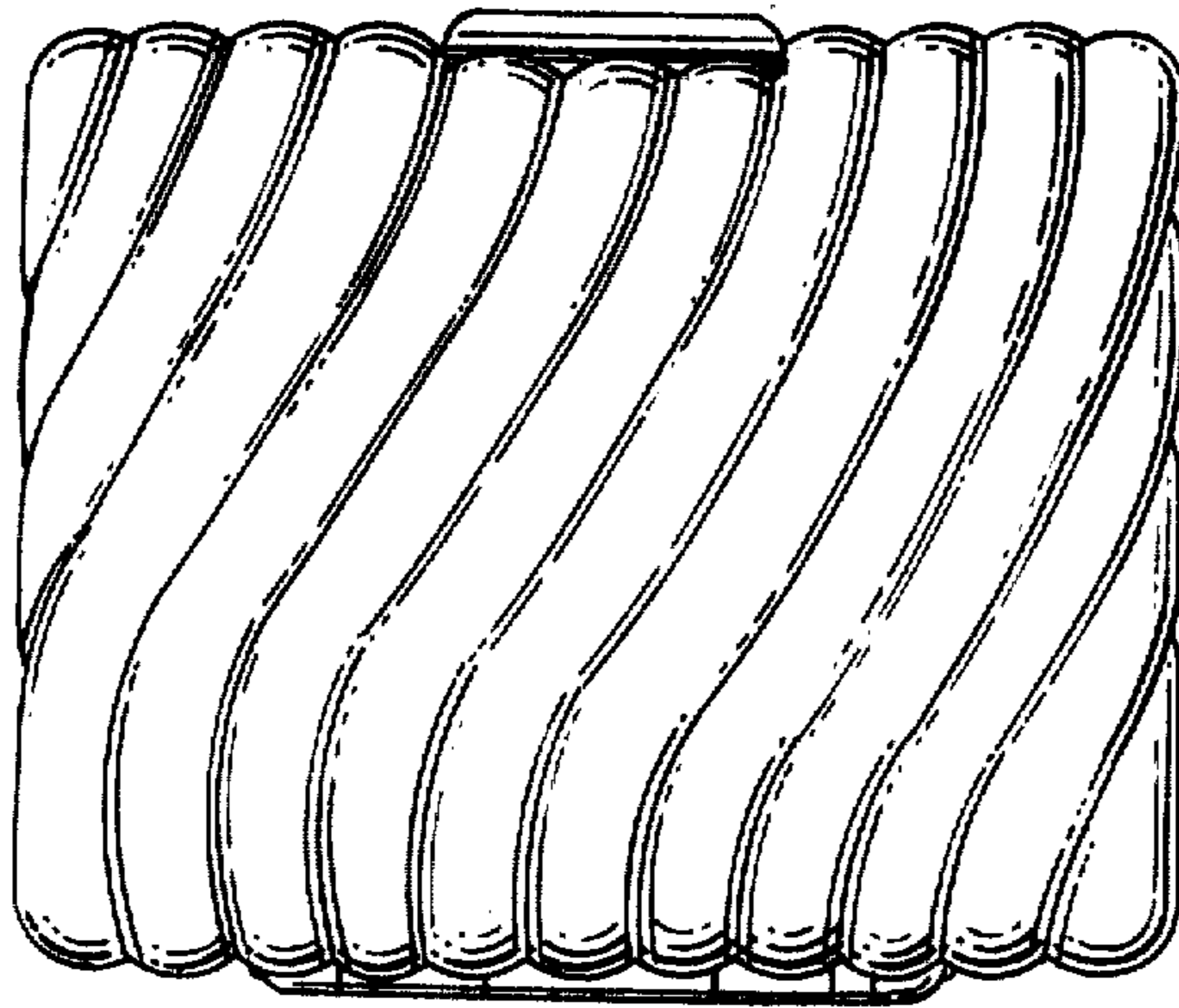


FIG. 3.

