

[54] **LIGHTING FIXTURE**

[75] Inventor: **Michael T. Jankowski**, Stiphout,
Netherlands
[73] Assignee: **U.S. Philips Corporation**, New York,
N.Y.

[**] Term: **14 Years**

[21] Appl. No.: **293,809**

[22] Filed: **Aug. 17, 1981**

[30] **Foreign Application Priority Data**

Mar. 17, 1981 [XB] Benelux 55570-02

[51] Int. Cl. **D26—05**

[52] U.S. Cl. **D26/63; D26/107**

[58] Field of Search **D26/24, 61-66,**
D26/93-112; 362/297, 287, 285, 309, 310, 311,
269, 263, 410-414

[56] **References Cited**

U.S. PATENT DOCUMENTS

D. 147,900	11/1947	Fanelli	D26/60
D. 151,855	11/1948	Nitardy	D26/65
D. 223,504	4/1972	Ishikawa	D26/109
D. 223,506	4/1972	Ishikawa	D26/107 X
D. 223,547	5/1972	Ohwa	D26/107

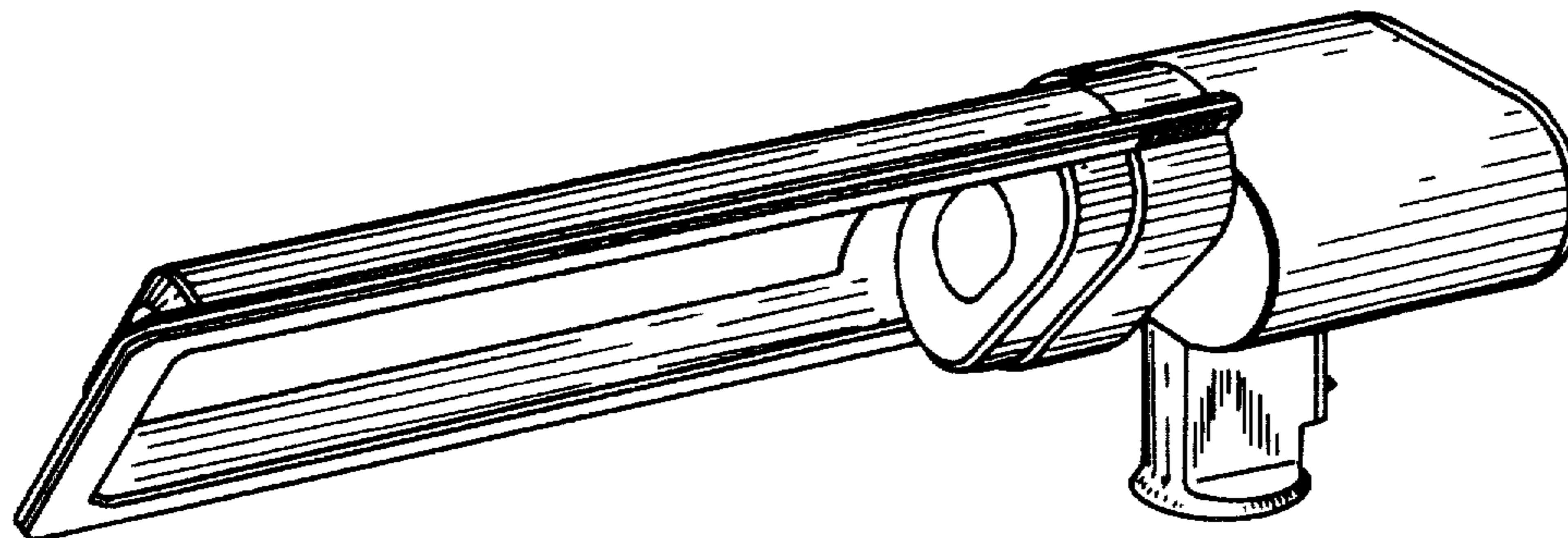
Primary Examiner—Susan J. Lucas
Attorney, Agent, or Firm—Rolf E. Schneider

[57] **CLAIM**

The ornamental design for a lighting fixture, as shown and described.

DESCRIPTION

FIG. 1 is a top front and right side perspective view of a lighting fixture showing my new design,
FIG. 2 is a top, front and right side perspective view with the revolving reflector fitting placed in a different position,
FIG. 3 is a right side elevational view thereof, the left side being a mirror image,
FIG. 4 is a top plan view thereof,
FIG. 5 is a bottom plan view thereof,
FIG. 6 is a front elevational view thereof, and,
FIG. 7 is a rear elevational view thereof.



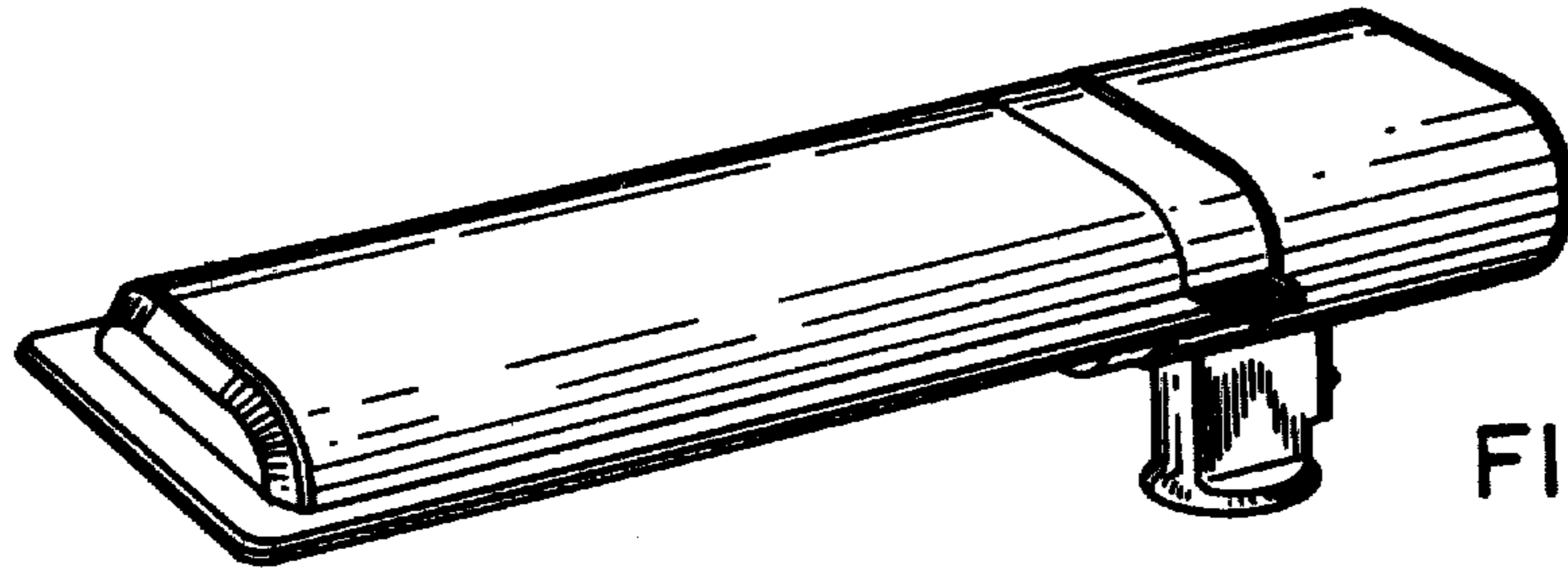


FIG. 1




FIG. 2

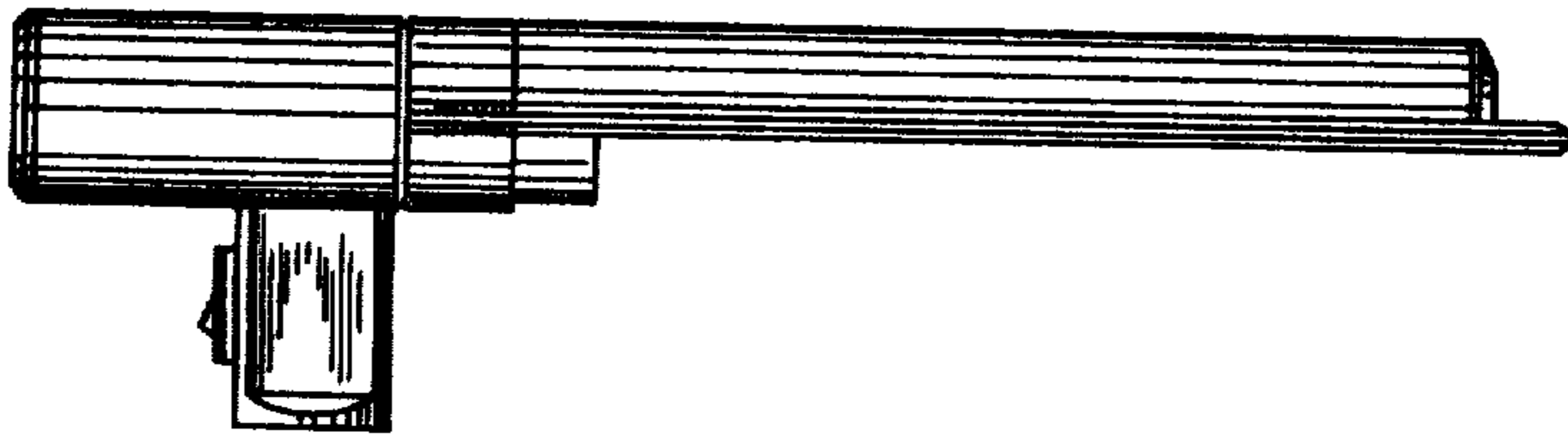


FIG. 3

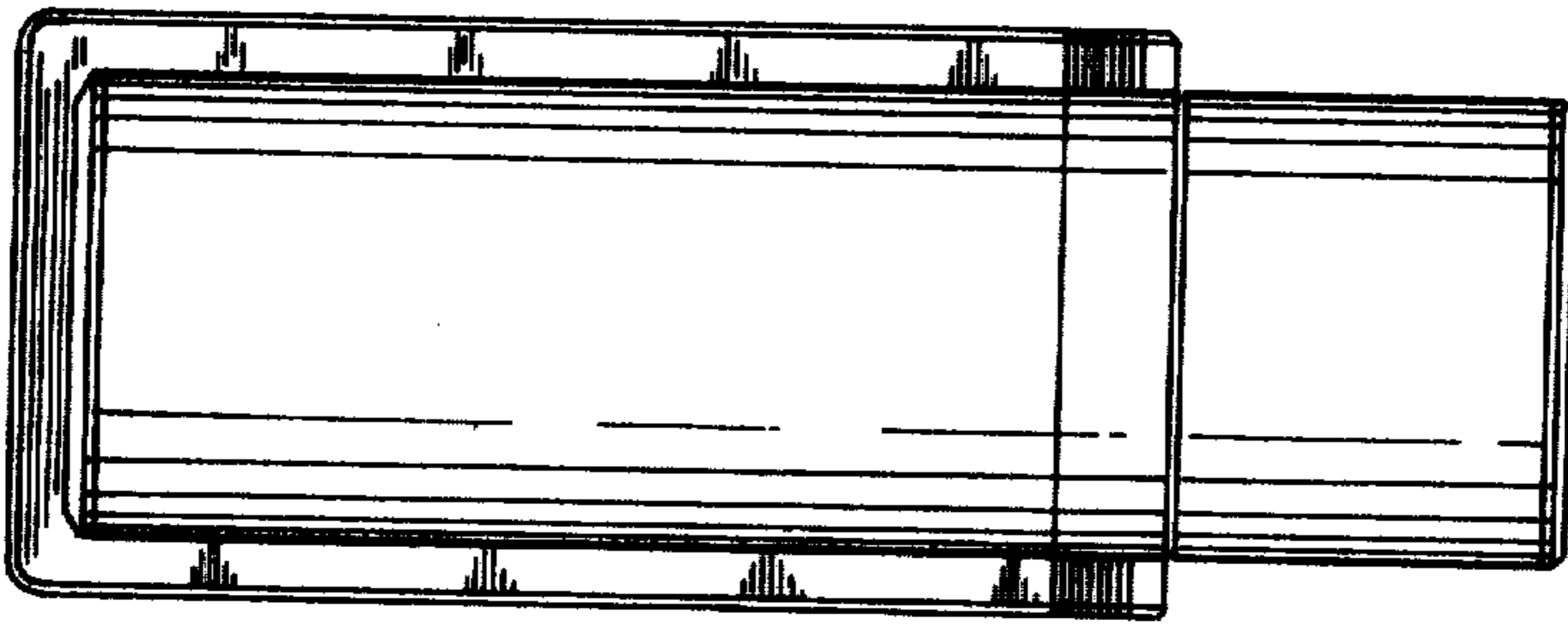


FIG. 4

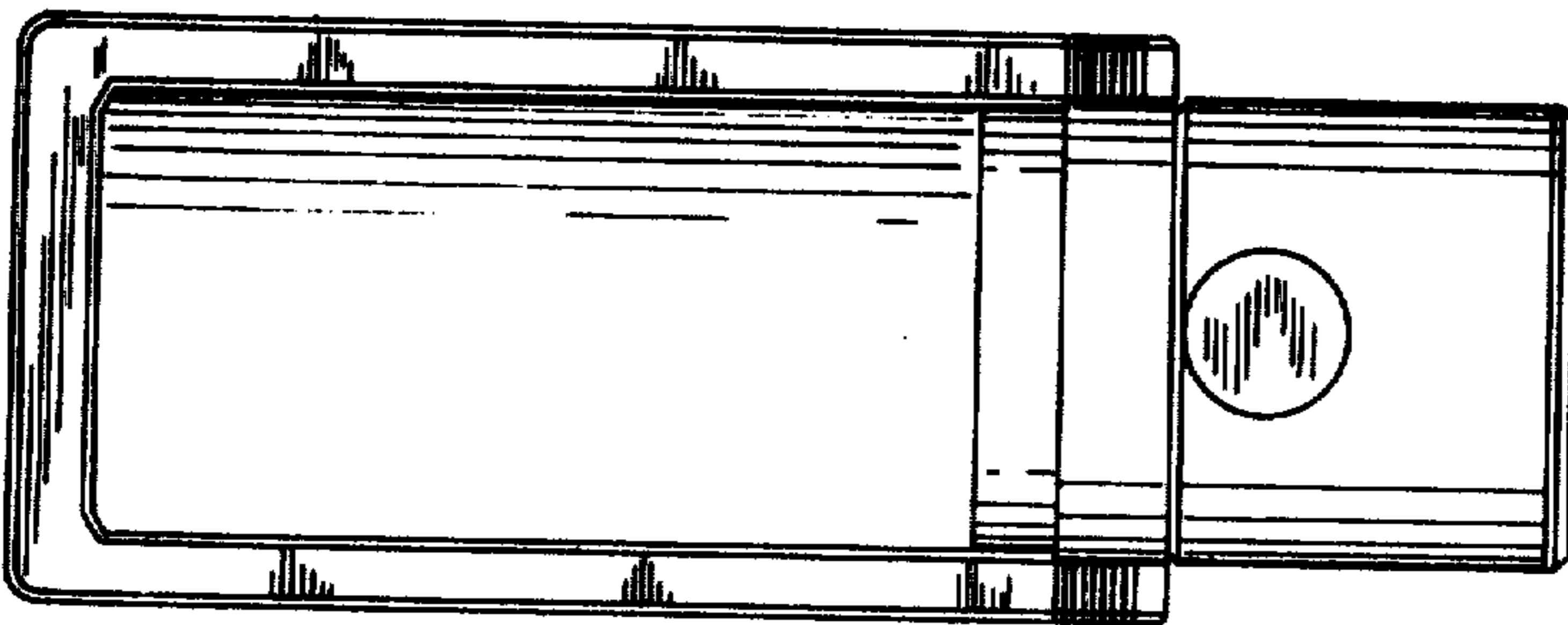


FIG. 5




FIG. 6




FIG. 7