

[54] COMPACT FLUORESCENT LAMP

[75] Inventor: Masumi Nanba, Funabashi, Japan

[73] Assignee: Tokyo Shibaura Denki Kabushiki Kaisha, Japan

[\*\*] Term: 14 Years

[21] Appl. No.: 333,904

[22] Filed: Dec. 23, 1981

[51] Int. Cl. .... D26-04

[52] U.S. Cl. .... D26/3; D26/26

[58] Field of Search ..... D26/2, 3, 26, 75, 79; 313/110, 116, 634, 315, 317, 318, 493; 315/41, 53, 54, 56, 59, 62-65, 70-75, 58; 362/216, 226

[56] References Cited

U.S. PATENT DOCUMENTS

- 1,621,360 3/1927 Falge ..... D26/2 X
- 3,462,632 8/1969 Russi ..... 313/110
- 4,173,730 11/1979 Young et al. .... 315/53
- 4,187,446 2/1980 Gross et al. .... 315/58

FOREIGN PATENT DOCUMENTS

- 2723498 12/1978 Fed. Rep. of Germany ..... 313/493

OTHER PUBLICATIONS

Official Gazette issued on 10/15/80, Swedish Design Application Nos. 79-1570, 79-1571, 79-1572.

Official Gazette issued on 3/18/81, Swedish Design Application No. 80-1424.

Official Gazette issued on 12/1/62, Japanese Design Registration No. 211701, registered on 4/10/62.

Official Gazette issued on 5/15/73, U.S. Pat. No. Des. 226,925.

Primary Examiner—Susan J. Lucas  
Attorney, Agent, or Firm—Finnegan, Henderson, Farabow, Garrett & Dunner

[57] CLAIM

The ornamental design for a compact fluorescent lamp, as shown and described.

DESCRIPTION

FIG. 1 is a perspective view of a compact fluorescent lamp showing my new design;  
 FIG. 2 is a front elevational view thereof;  
 FIG. 3 is an elevational view looking from the right of FIG. 2;  
 FIG. 4 is a top plan view thereof; and  
 FIG. 5 is a bottom plan view thereof.

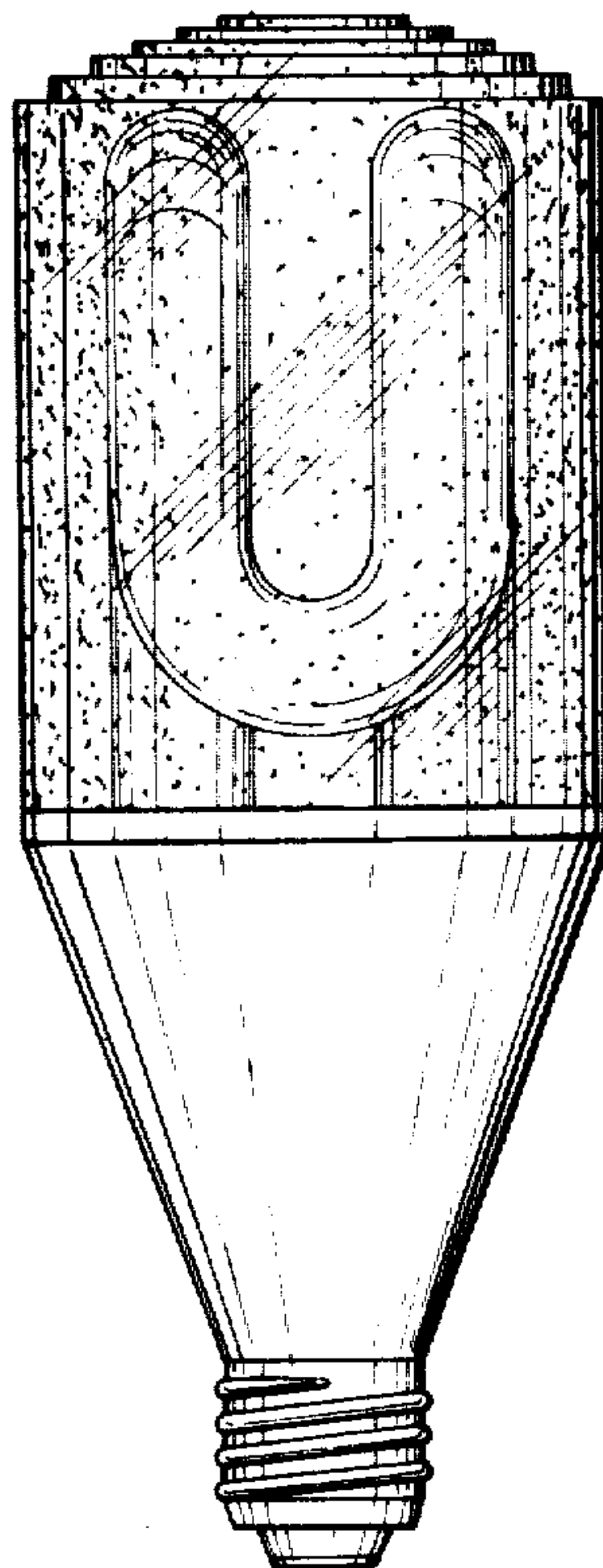


FIG. 1

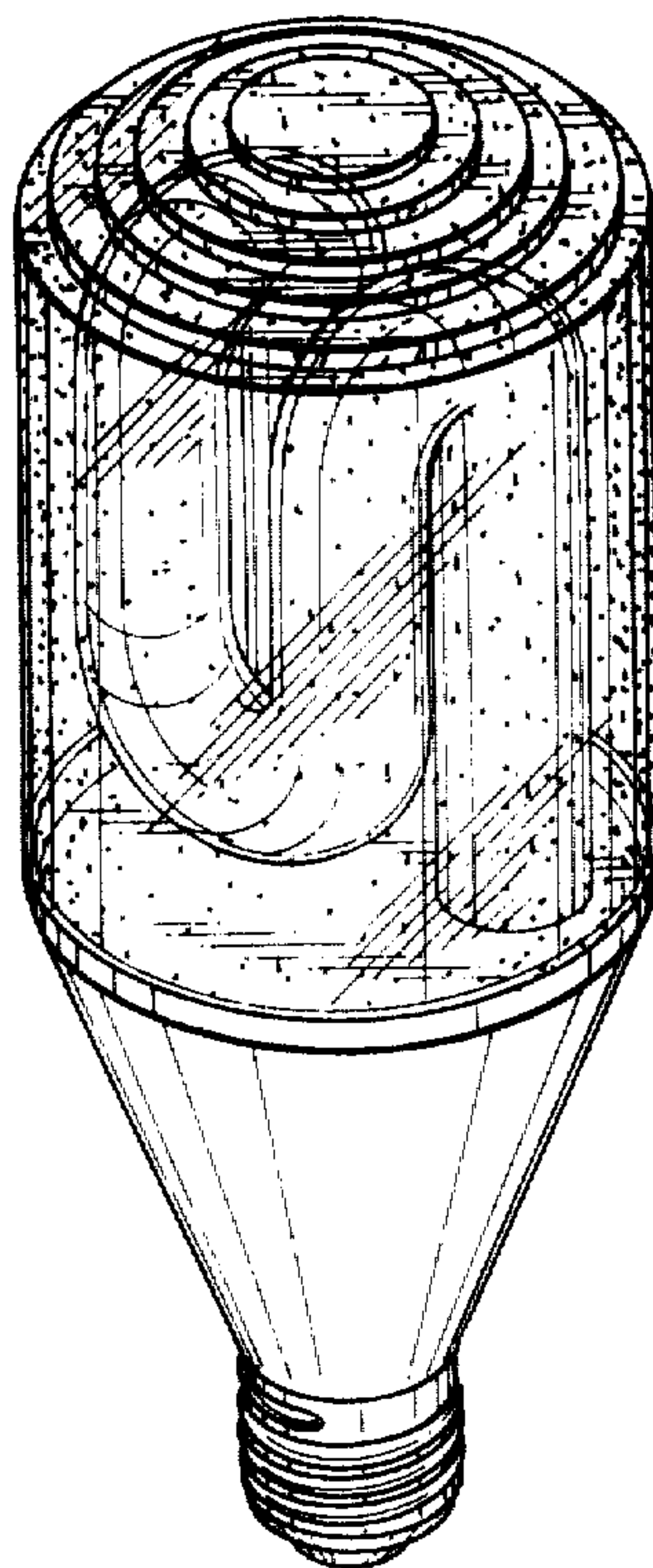


FIG.2

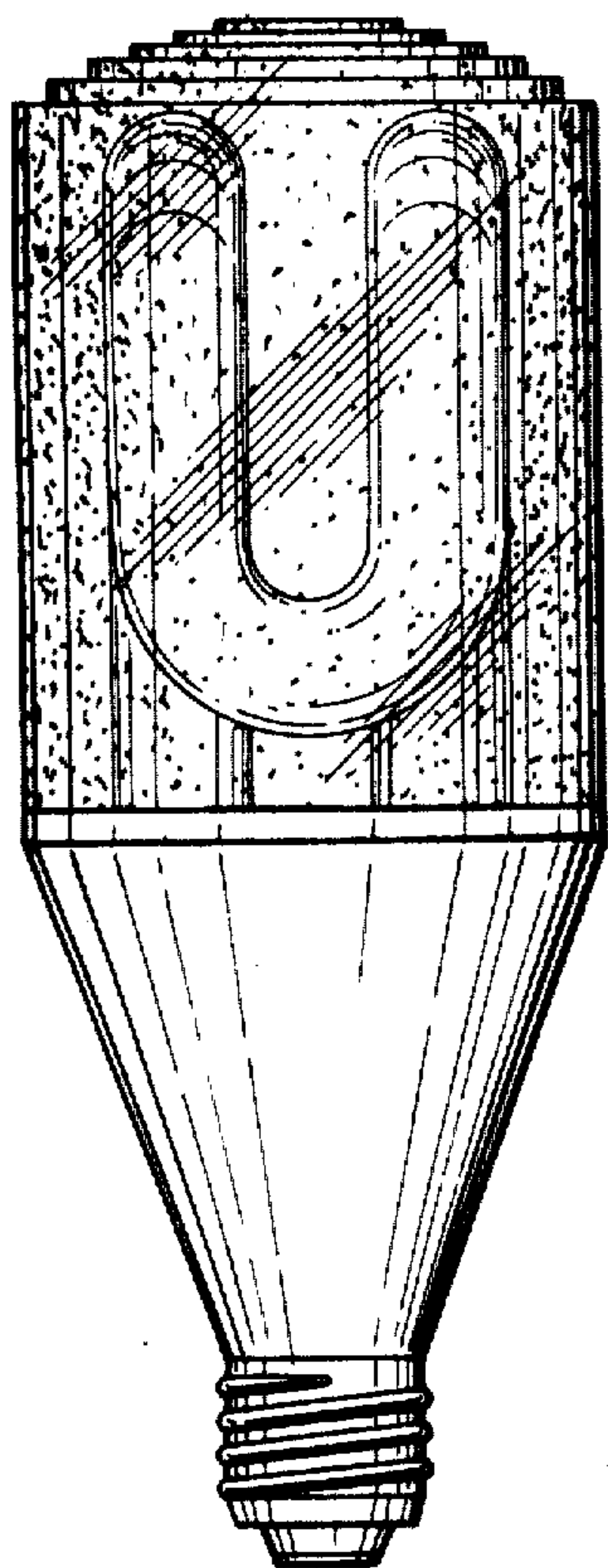


FIG.3

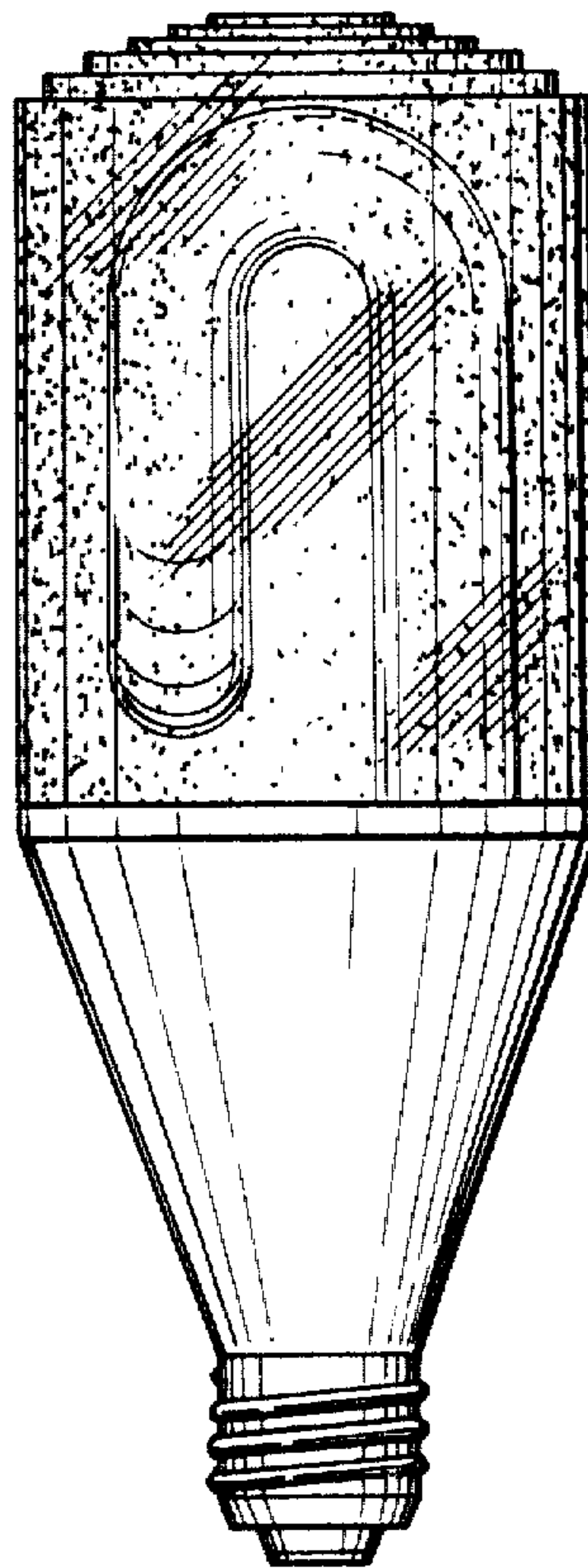


FIG 4

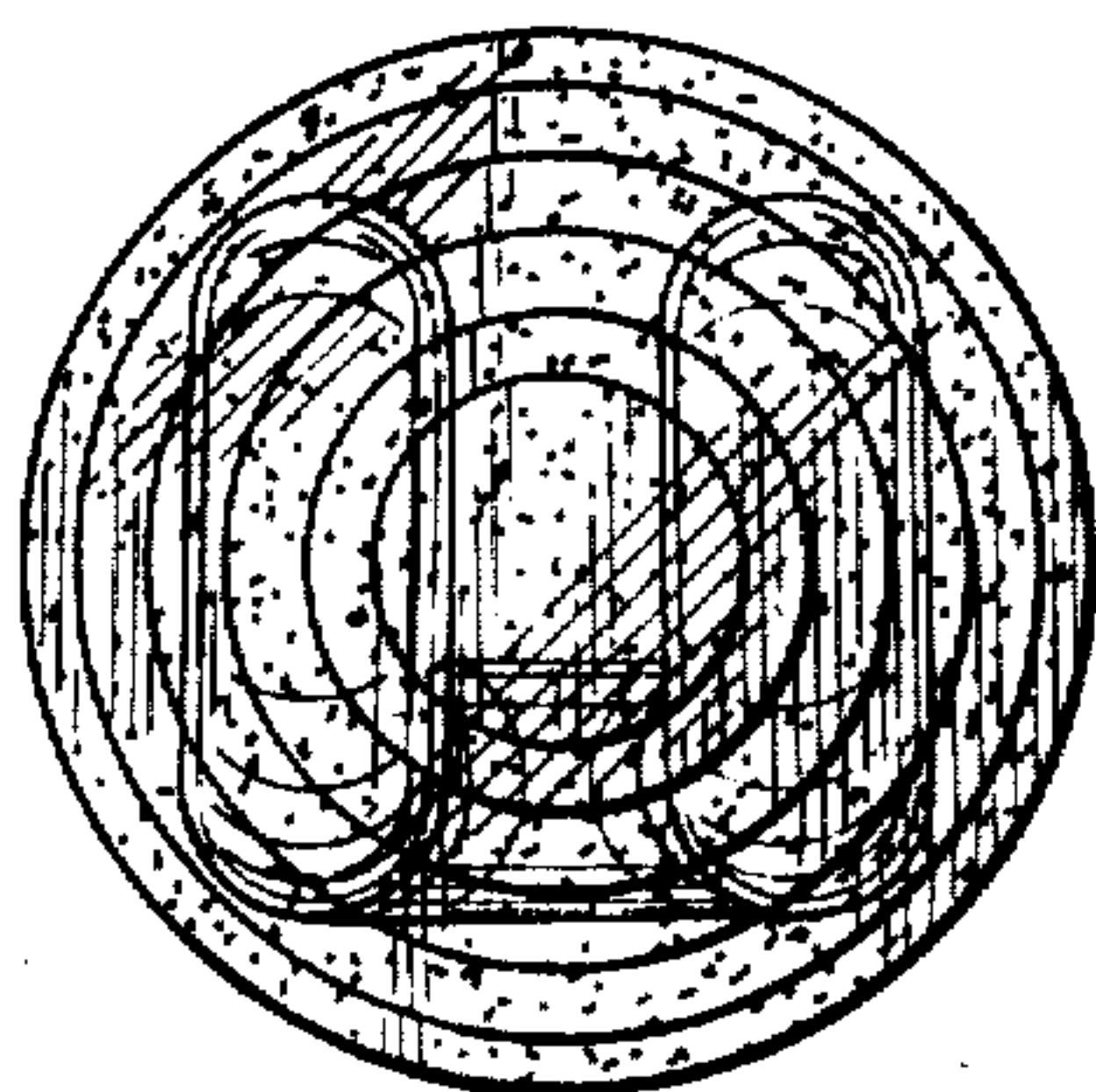


FIG.5

