

[54] CUVETTE ARRAY

[76] Inventor: Peter J. Swartz, 33 Pine Ave., Randolph, Mass. 02368

[**] Term: 14 Years

[21] Appl. No.: 266,371

[22] Filed: May 22, 1981

[51] Int. Cl. D24-99

[52] U.S. Cl. D24/17; D24/31

[58] Field of Search D24/8, 17, 1.1; 206/369; 433/77; 422/67; 23/230 B; 356/246

[56] References Cited

U.S. PATENT DOCUMENTS

- D. 240,744 7/1976 Reisdorf D24/29
- D. 266,588 10/1982 Mellars D24/17

- 3,451,133 6/1969 Hathaway et al. 433/77
- 3,969,079 7/1976 Catarious 23/230 B
- 4,234,538 11/1980 Ginsberg 422/67

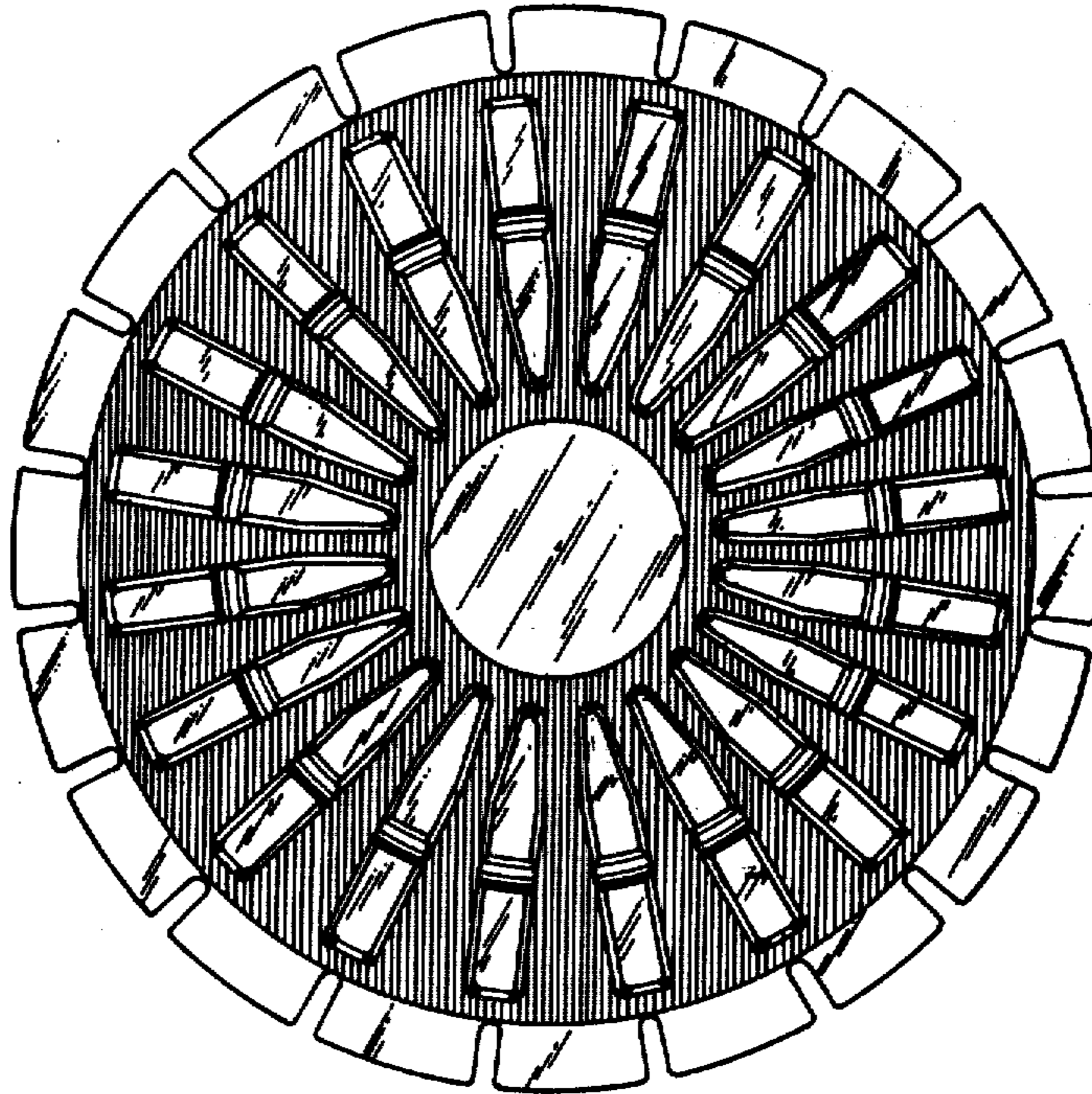
Primary Examiner—Bernard Ansher
Attorney, Agent, or Firm—William Nitkin

[57] CLAIM

The ornamental design for a cuvette array, as shown and described.

DESCRIPTION

FIG. 1 is a front view of the cuvette array showing my new design;
 FIG. 2 is a rear view thereof;
 FIG. 3 is a left side view thereof;
 FIG. 4 is a right side view thereof;
 FIG. 5 is a bottom side view thereof; and
 FIG. 6 is a top side view thereof.



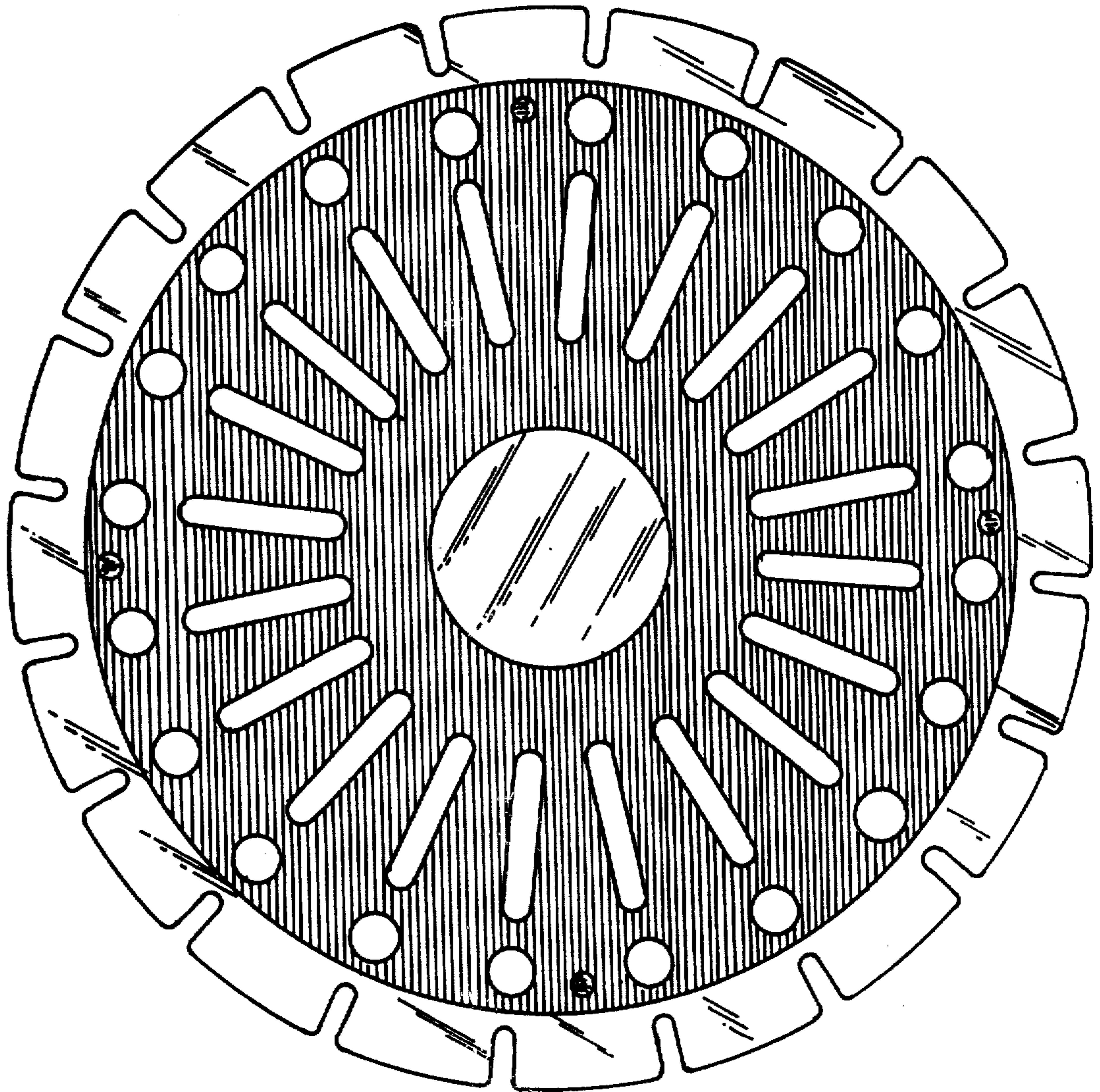


FIG. 1

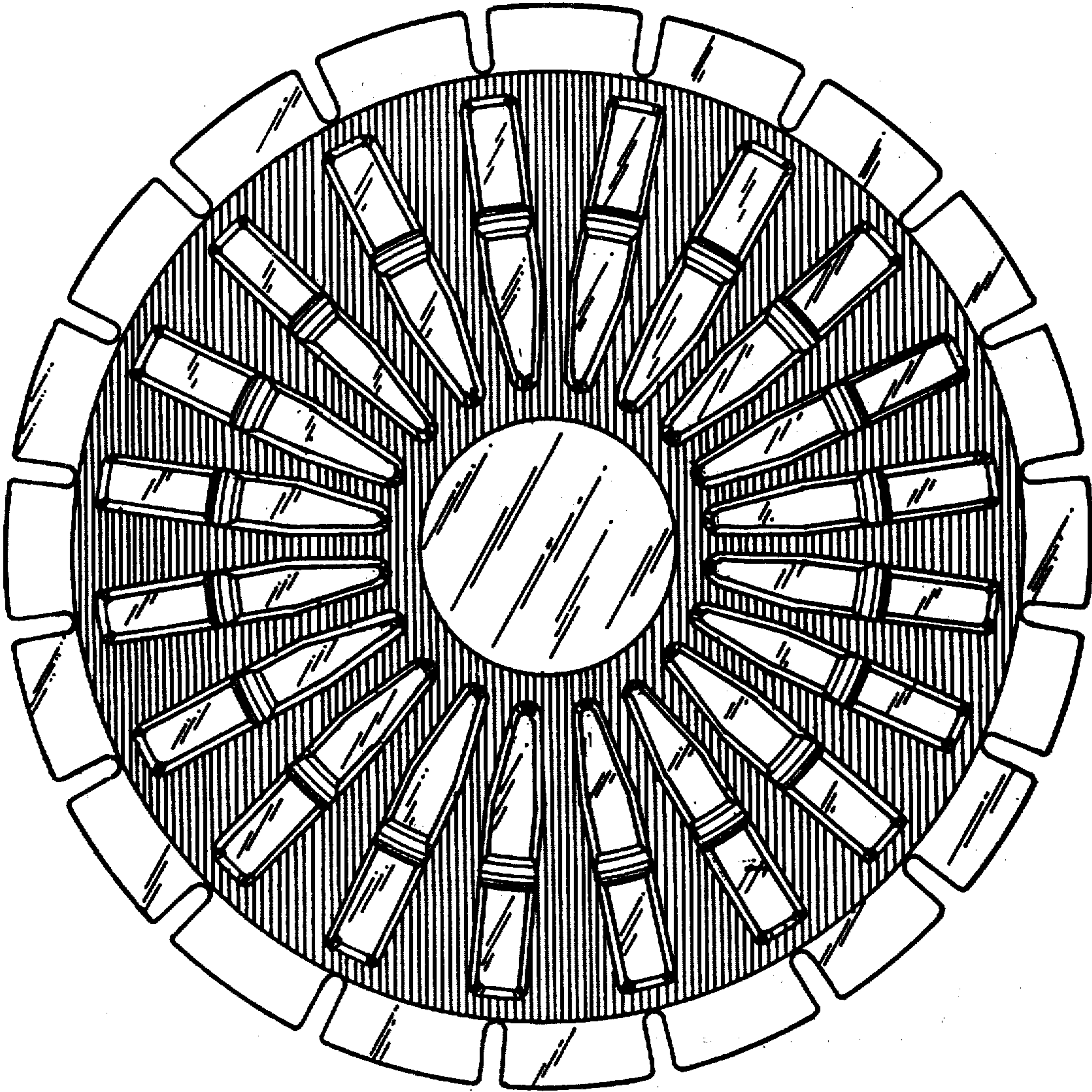


FIG. 2



FIG. 3



FIG. 4



FIG. 5



FIG. 6