

[54] **TELECOMMUNICATIONS  
INTERCONNECTION ENCLOSURE**

[75] Inventors: **Benne Velsher, Nepean; Brian T. Osborne, Kanata, both of Canada**

[73] Assignee: **Northern Telecom Limited, Montreal, Canada**

[\*\*] Term: **14 Years**

[21] Appl. No.: **294,935**

[22] Filed: **Aug. 21, 1981**

[51] Int. Cl. .... **D14—03**

[52] U.S. Cl. .... **D14/52; D13/40**

[58] Field of Search .... **D14/52, 100, 53;  
361/331, 332, 334, 394, 380, 381, 390; 179/98,  
90; D13/40, 41; 174/52 R**

[56] **References Cited**

**U.S. PATENT DOCUMENTS**

D. 265,478	7/1982	Seaman et al. ....	D14/52
D. 265,991	8/1982	Trussler .....	D14/52
D. 266,760	11/1982	Trussler .....	D14/53 X
3,218,518	11/1965	Ashbridge et al. ....	361/394

*Primary Examiner—Bernard Ansher  
Attorney, Agent, or Firm—Sidney T. Jelly*

[57] **CLAIM**

The ornamental design for a telecommunications interconnection enclosure, substantially as shown and described.

**DESCRIPTION**

FIG. 1 is a top perspective view of a telecommunications interconnection enclosure showing our new design;

FIG. 2 is a front elevation thereof; the undisclosed rear is a mirror image of the front;

FIG. 3 is a side elevation thereof;

FIG. 4 is a top plan view thereof;


FIG. 5 is a bottom plan view thereof;

FIG. 6 is a top perspective view of a second modified embodiment of the enclosure illustrated in FIG. 1;

FIG. 7 is a top perspective view of a third modified embodiment of the enclosure illustrated in FIG. 1;

FIG. 8 is a top perspective view of a fourth modified embodiment of the enclosure illustrated in FIG. 1; and

FIG. 9 is a top perspective view of a fifth modified embodiment of the enclosure illustrated in FIG. 1.






FIG. 1




FIG. 2




FIG. 3

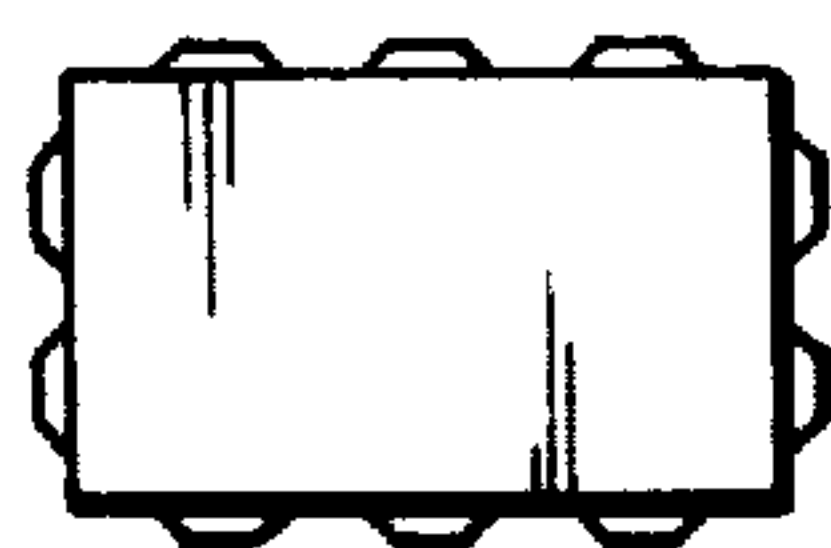


FIG. 4

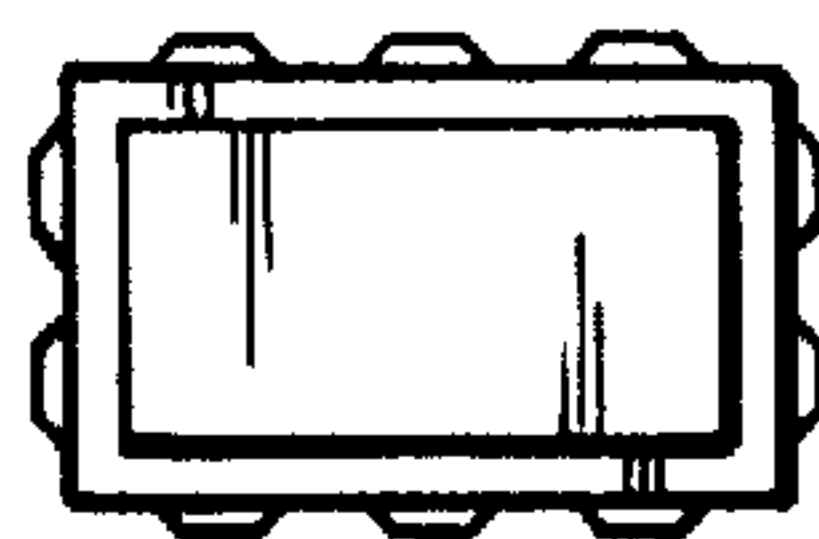


FIG. 5




FIG. 6




FIG. 7




FIG. 9

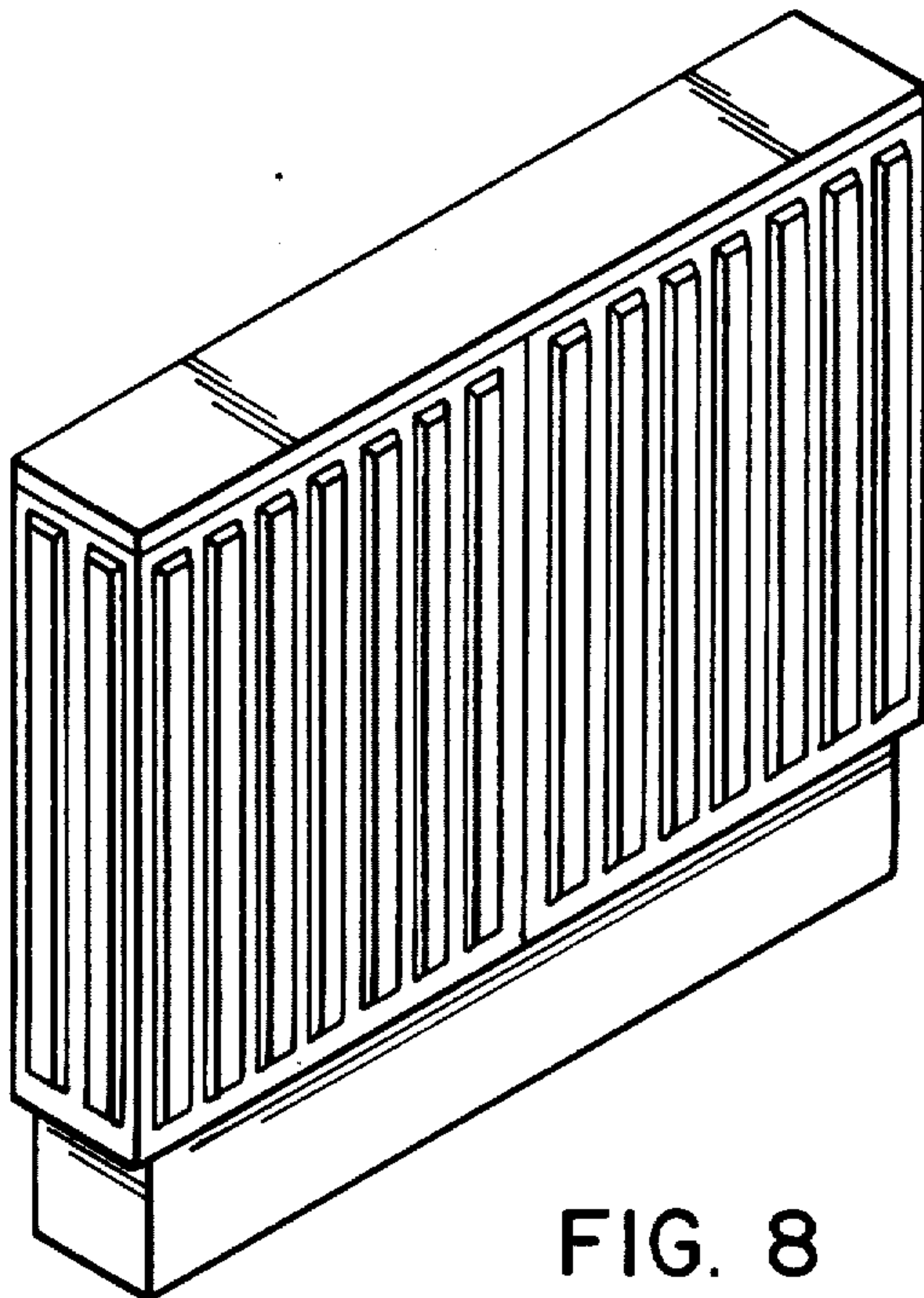


FIG. 8