

[54] **WRISTWATCH**

[75] Inventor: **Toshiyuki Dobashi**, Tokyo, Japan
 [73] Assignee: **Kabushiki Kaisha Daini Seikosa**,
 Tokyo, Japan
 [**] Term: **14 Years**
 [21] Appl. No.: **302,728**
 [22] Filed: **Sep. 16, 1981**

[30] **Foreign Application Priority Data**
 Mar. 17, 1981 [JP] Japan 56-11073
 [51] Int. Cl. **D10-02**
 [52] U.S. Cl. **D10/38**
 [58] Field of Search **D10/30-39,**
D10/122-126; 368/276, 277, 285, 80-82,
239-242

[56] **References Cited**
U.S. PATENT DOCUMENTS
 D. 266,490 10/1982 Takahashi D10/39
 D. 266,491 10/1982 Abe D10/39
 D. 267,861 2/1983 Ohsawa D10/39

FOREIGN PATENT DOCUMENTS

2052112 1/1981 United Kingdom 368/242
 2072896 10/1981 United Kingdom 368/82

OTHER PUBLICATIONS

Swiss Watch & Jewelry Journal, 2/77, p. 223, Solar
 Watch at center.
Hong Kong Trader, 6/79, p. 65, Watches at top left and
 bottom right.
Hong Kong Trader, 6/79, p. 74, Watch at top right.
Jeweler's Circular-Keystone, 8/79, p. 18, Watch at bot-
 tom left.

Primary Examiner—Nelson C. Holtje

[57] **CLAIM**

The ornamental design for a wristwatch, substantially
 as shown and described.

DESCRIPTION

FIG. 1 is a front elevational view of a wristwatch show-
 ing my new design;
 FIG. 2 is a rear elevational view thereof;
 FIG. 3 is a top plan view thereof;
 FIG. 4 is a bottom plan view thereof;
 FIG. 5 is a right side elevational view thereof;
 FIG. 6 is a left side elevational view thereof;
 FIG. 7 is a front perspective view thereof.



FIG. 1

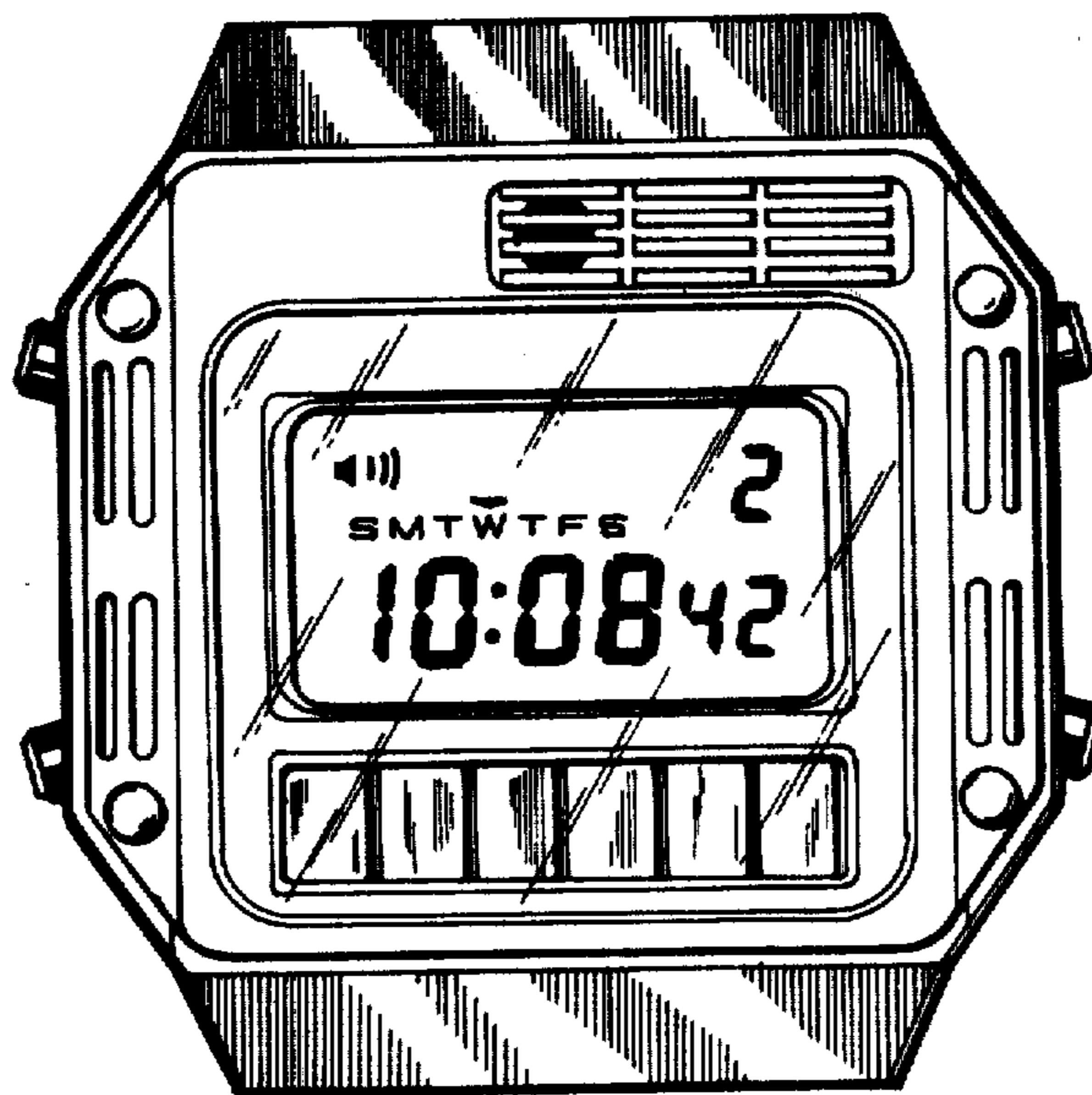


FIG. 5



FIG. 4



FIG. 2

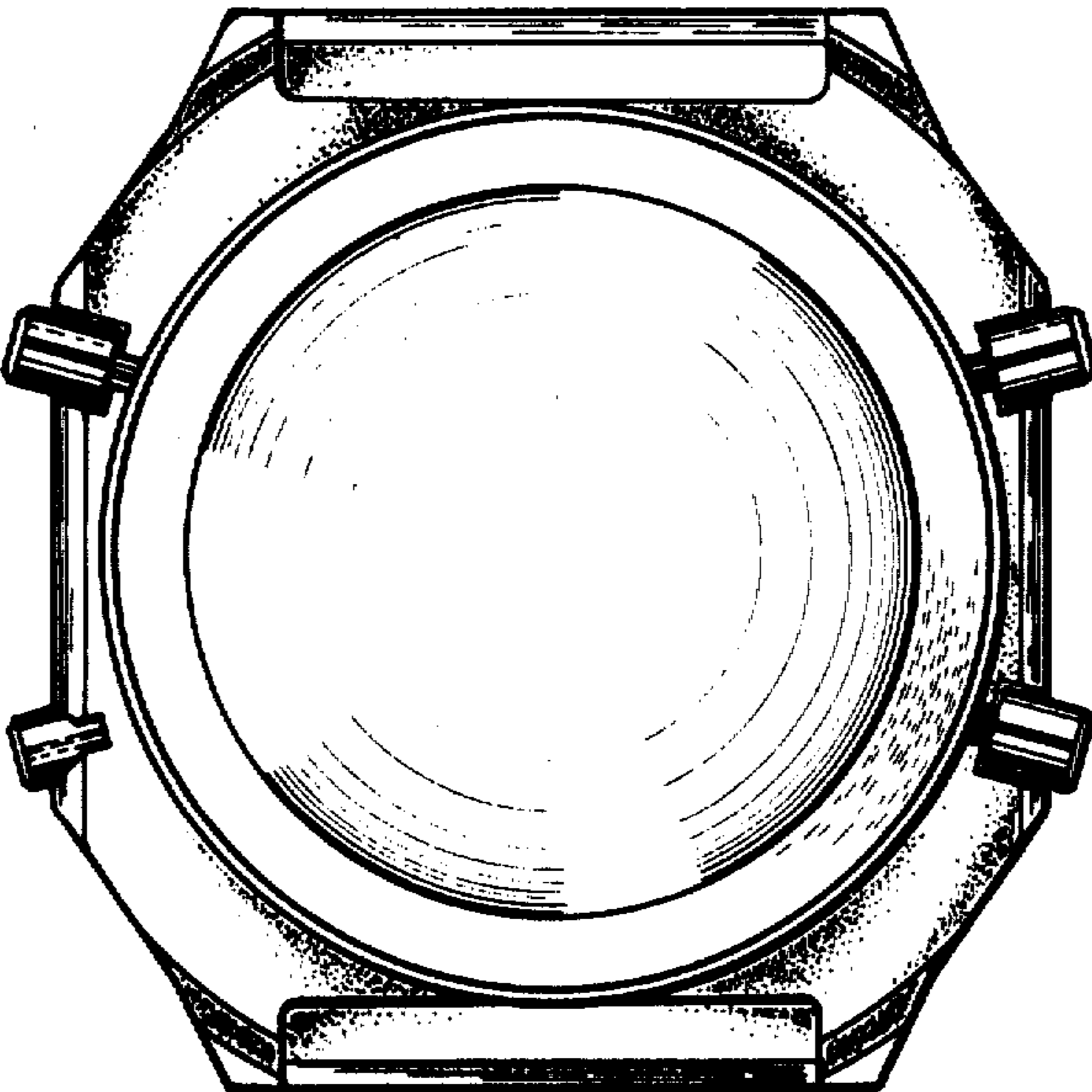


FIG. 3

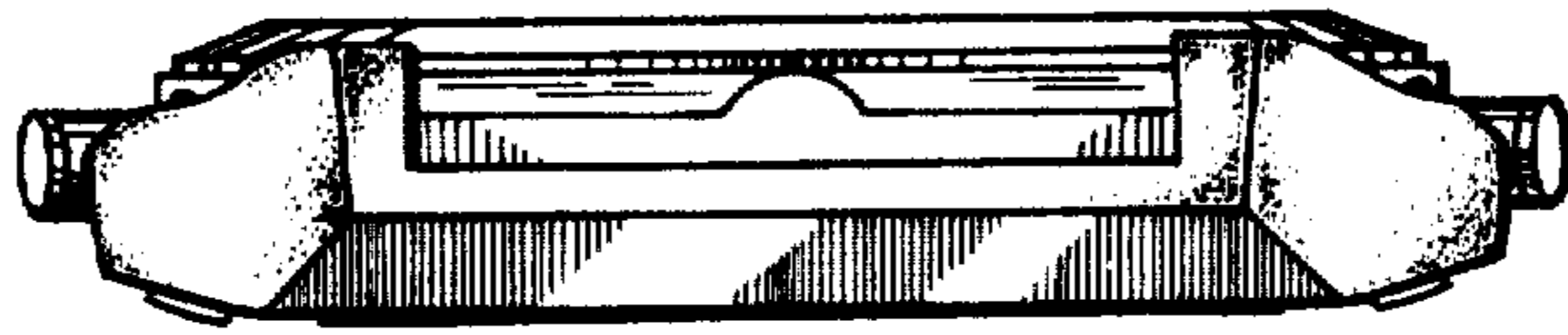


FIG. 6

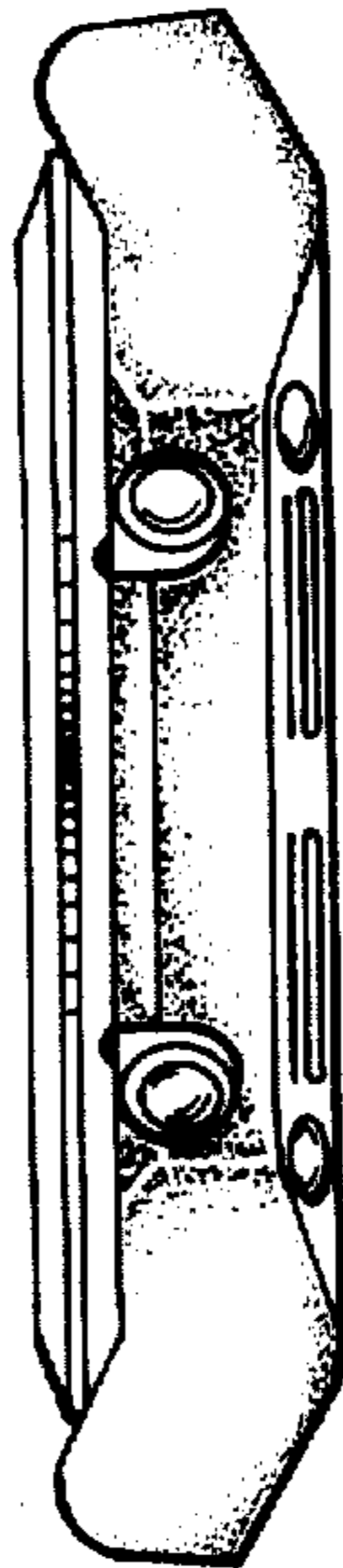


FIG. 7

