

[54] **ORNAMENTAL DESIGN FOR A SOLDER EXTRACTOR**

D. 268,474	4/1983	Sylvia	D8/30
3,392,897	7/1968	Siegel	228/20
3,604,610	9/1971	Fortune	228/20
4,187,972	2/1980	Vella	228/20

[75] Inventor: **Frank Sylvia, Columbia, Md.**

Primary Examiner—Catherine E. Kemper
Attorney, Agent, or Firm—Gerald J. Ferguson, Jr.;
Joseph J. Baker

[73] Assignee: **Pace Incorporated, Laurel, Md.**

[**] Term: **14 Years**

[21] Appl. No.: **277,851**

[57] **CLAIM**

[22] Filed: **Jun. 26, 1981**

The ornamental design for a solder extractor, as shown and described.

[51] Int. Cl. **D8-05**

DESCRIPTION

[52] U.S. Cl. **D8/30**

[58] Field of Search **D8/30; 228/19-23, 228/57; 219/230**

FIG. 1 is a top plan view of a solder extractor incorporating the new design.

FIG. 2 is a right side elevation view thereof.

FIG. 3 is a front view thereof.

FIG. 4 is a bottom plan view thereof.

FIG. 5 is a right side elevation view thereof.

FIG. 6 is a rear view thereof.

[56] **References Cited**

U.S. PATENT DOCUMENTS

D. 263,018 2/1982 Scheu D8/30




FIG. 1

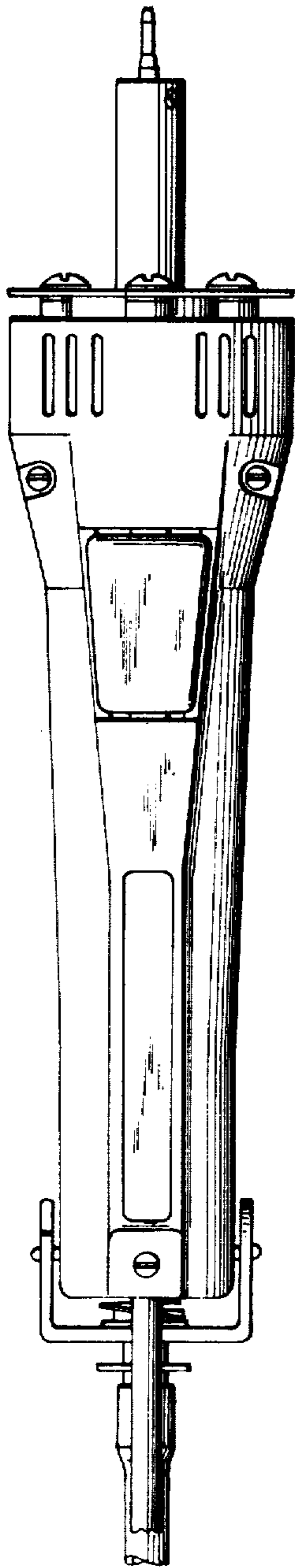


FIG. 2

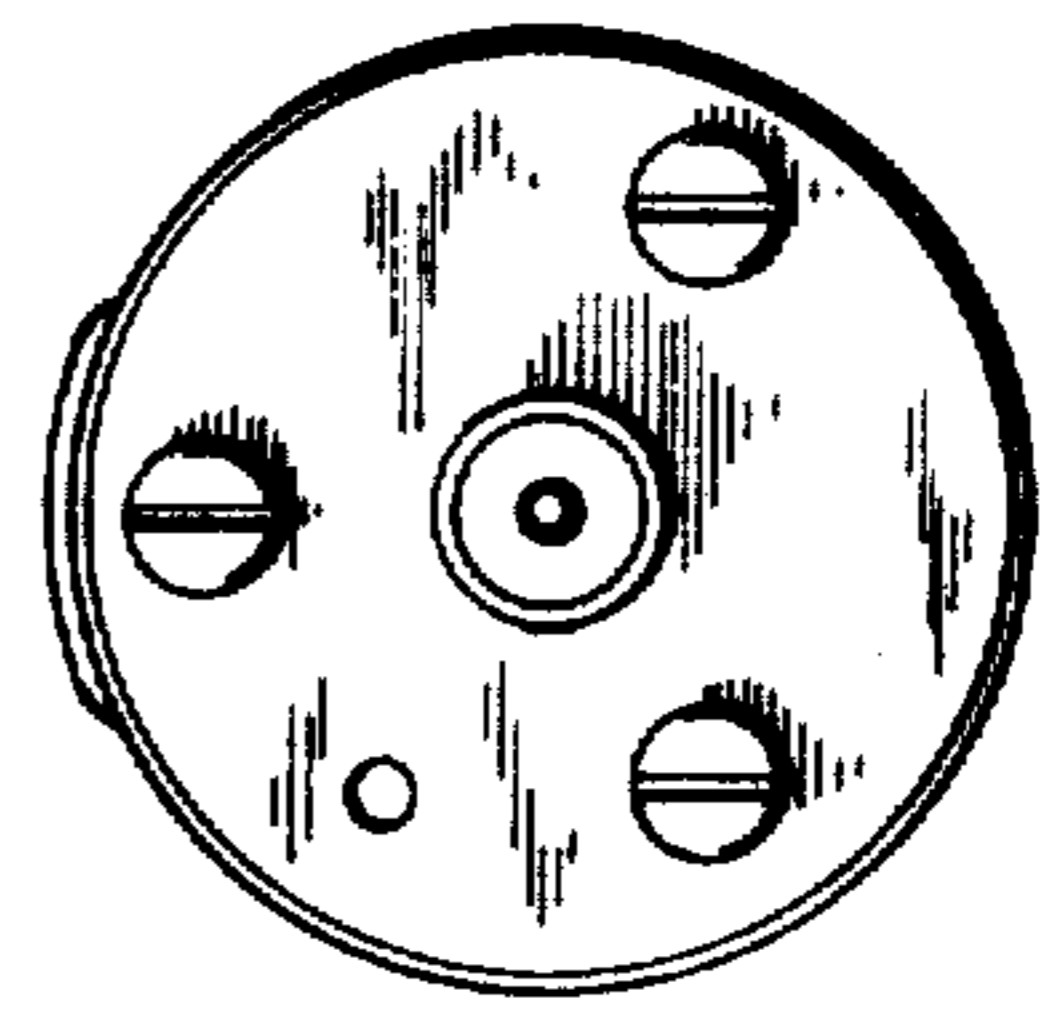
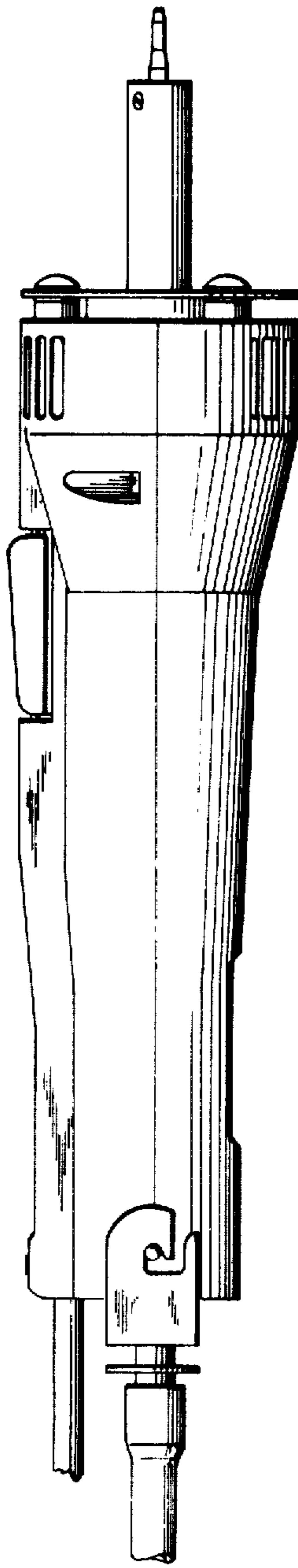


FIG. 3

