

[54] WALL TELEPHONE BASE HOUSING

[56] References Cited

[75] Inventor: George M. Janda, Wheaton, Ill.

U.S. PATENT DOCUMENTS

[73] Assignee: GTE Automatic Electric Labs Inc., Northlake, Ill.

| | | | | |
|------------|---------|---------------|-------|----------|
| D. 237,506 | 11/1975 | Genaro et al. | | D14/60 |
| D. 249,882 | 10/1978 | Genaro et al. | | D14/61 X |
| D. 252,929 | 9/1979 | Genaro et al. | | D14/61 X |
| D. 253,821 | 1/1980 | Genaro et al. | | D14/60 |
| 3,073,911 | 1/1963 | Mattke et al. | | 179/179 |

[**] Term: 14 Years

Primary Examiner—Bernard Ansher
Attorney, Agent, or Firm—Anthony Miologos; Robert J. Black

[21] Appl. No.: 307,478

[57] CLAIM

The ornamental design for a wall telephone base housing, as shown and described.

[22] Filed: Oct. 1, 1981

DESCRIPTION

[51] Int. Cl. D14—03
 [52] U.S. Cl. D14/61; D14/60
 [58] Field of Search D14/53, 60, 61, 58;
 179/178, 179, 100 D, 100 R, 100 C, 184

FIG. 1 is a perspective view of my new design;
 FIG. 2 is a front elevational view thereof,
 and;
 FIG. 3 is a side elevational view thereof, the opposite
 side being a mirror image of the side shown.




FIG. 1



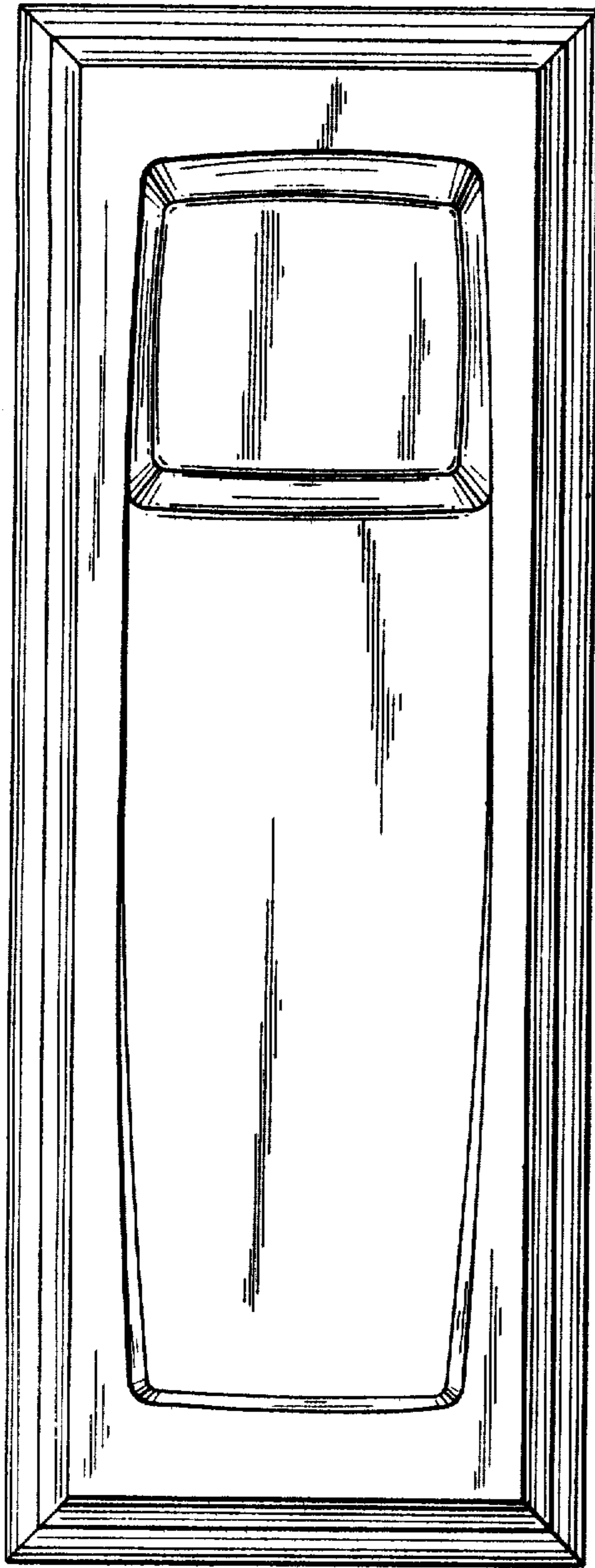


FIG. 2




FIG. 3