

- [54] **DOOR CLOSER** 4,086,681 5/1978 Nakanishi 16/49
- [75] Inventors: **Yoshihiko Matsuo**, Yokohama;
Takeshi Shohoji, Funabashi, both of
Japan
- [73] Assignee: **Ryobi Limited**, Hiroshima, Japan
- [**] Term: **14 Years**
- [21] Appl. No.: **257,201**
- [22] Filed: **Apr. 24, 1981**
- [30] **Foreign Application Priority Data**
- Nov. 4, 1980 [JP] Japan 55-46256
- [51] Int. Cl. **D8-07**
- [52] U.S. Cl. **D8/330**
- [58] Field of Search D8/330; 16/45, 50, 51,
16/63-66, 71, 82, 84

[56] **References Cited**

U.S. PATENT DOCUMENTS

D. 261,099	10/1981	Russell	D8/330
2,131,564	9/1958	Lasier	16/49
2,220,967	11/1940	Lasier	16/49
2,920,338	1/1960	Falk	16/49
2,960,718	11/1960	Lasier	16/49
3,259,936	7/1966	Sheridan	16/49

FOREIGN PATENT DOCUMENTS

2245748 4/1974 Fed. Rep. of Germany 16/49

OTHER PUBLICATIONS

"Dialmatic Door Closer", Catalog No. 80; Dexter Lock Co., Grand Rapids, Mich.; Brochure (4 pp.).

Primary Examiner—Wallace R. Burke
Assistant Examiner—Horace B. Fay, Jr.
Attorney, Agent, or Firm—Birch, Stewart, Kolasch & Birch

[57] **CLAIM**

The ornamental design for a door closer, as shown.

DESCRIPTION

FIG. 1 is a top plan view of the door closer;
FIG. 2 is the right side view thereof;
FIG. 3 is the front end view thereof;
FIG. 4 is the bottom view thereof;
FIG. 5 is the left side view thereof;
FIG. 6 is the rear view thereof;
FIG. 7 is a perspective view featuring the right side view thereof;
FIG. 8 is a perspective view featuring the left side view thereof.





FIG. 1

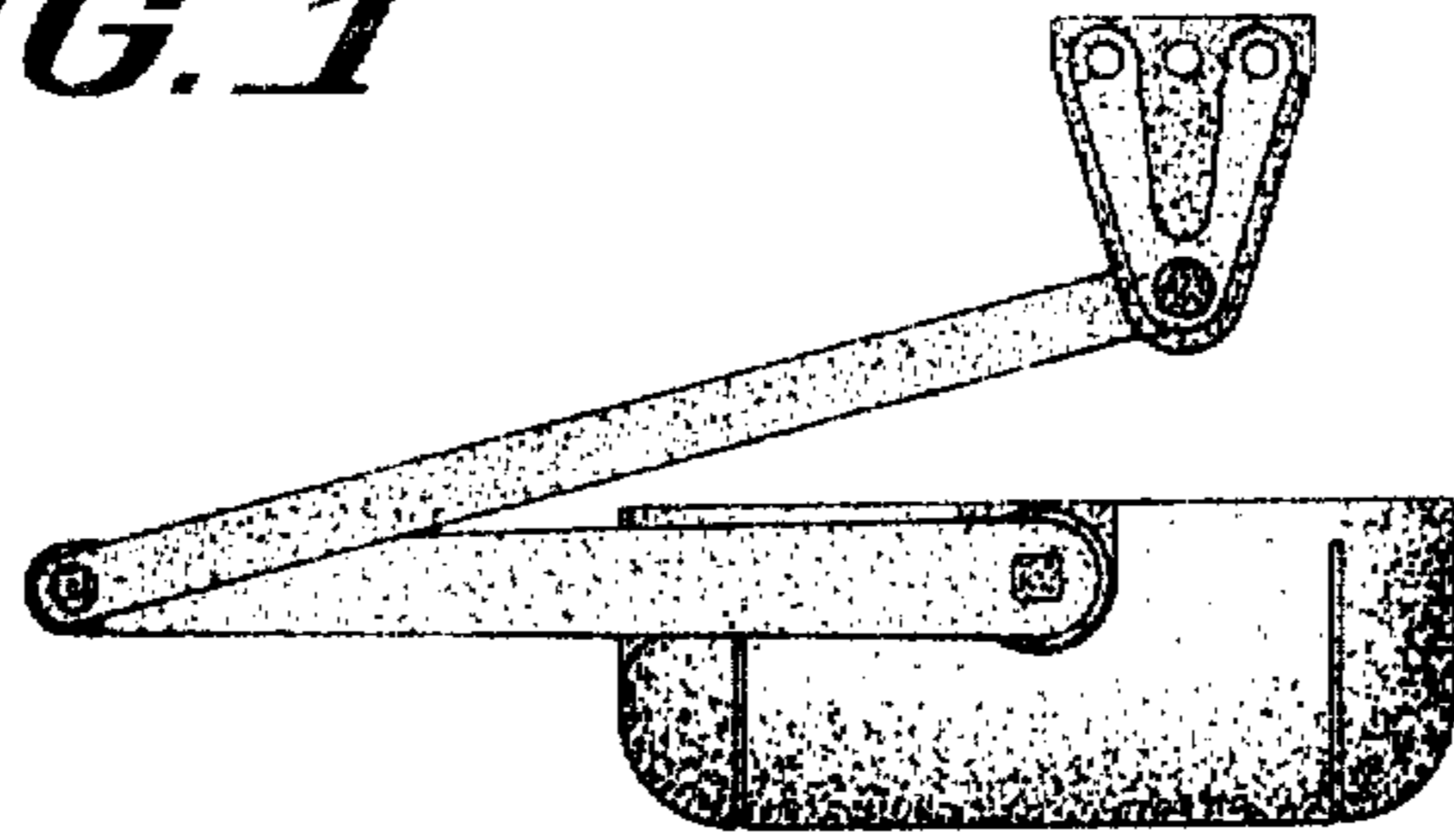


FIG. 2

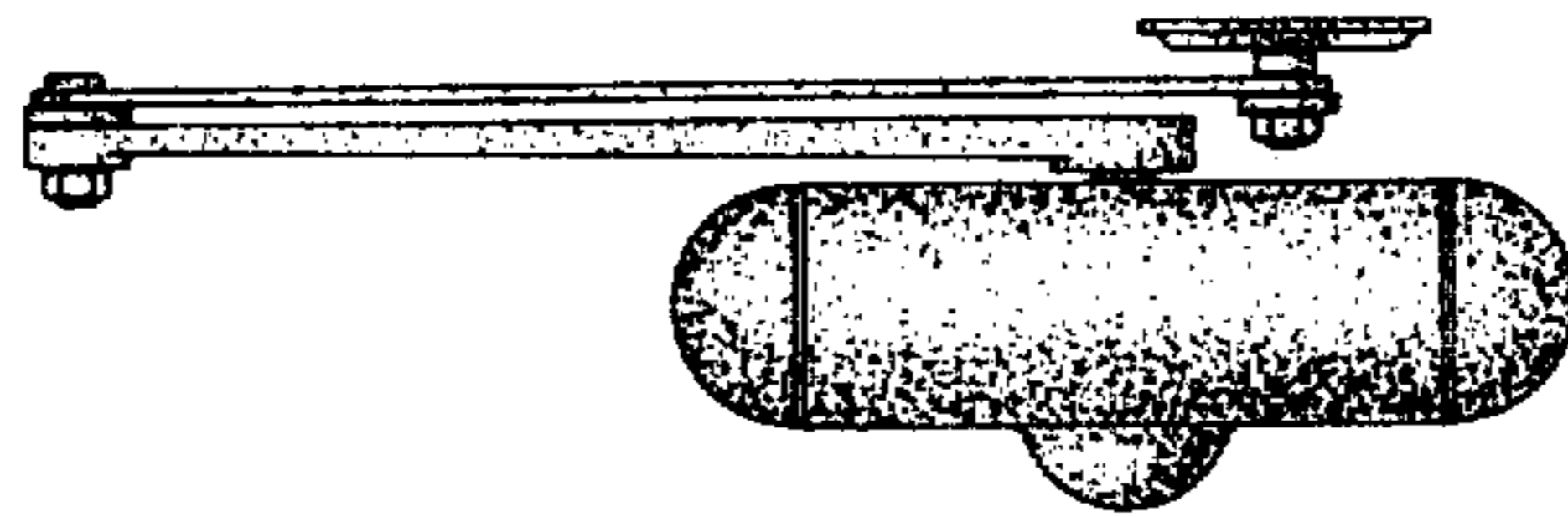


FIG. 3

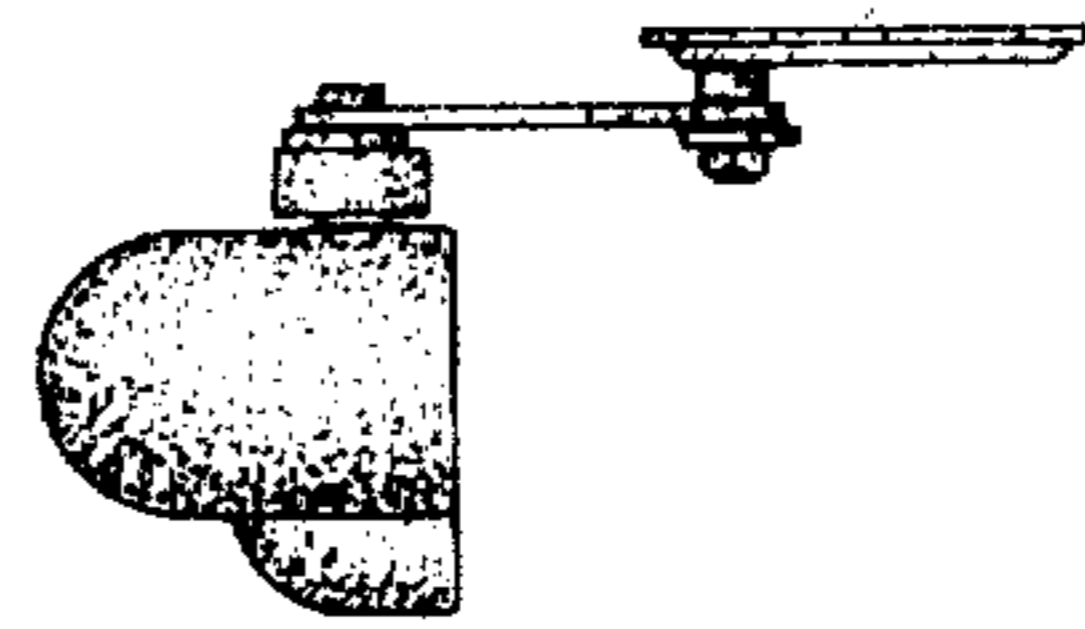


FIG. 4

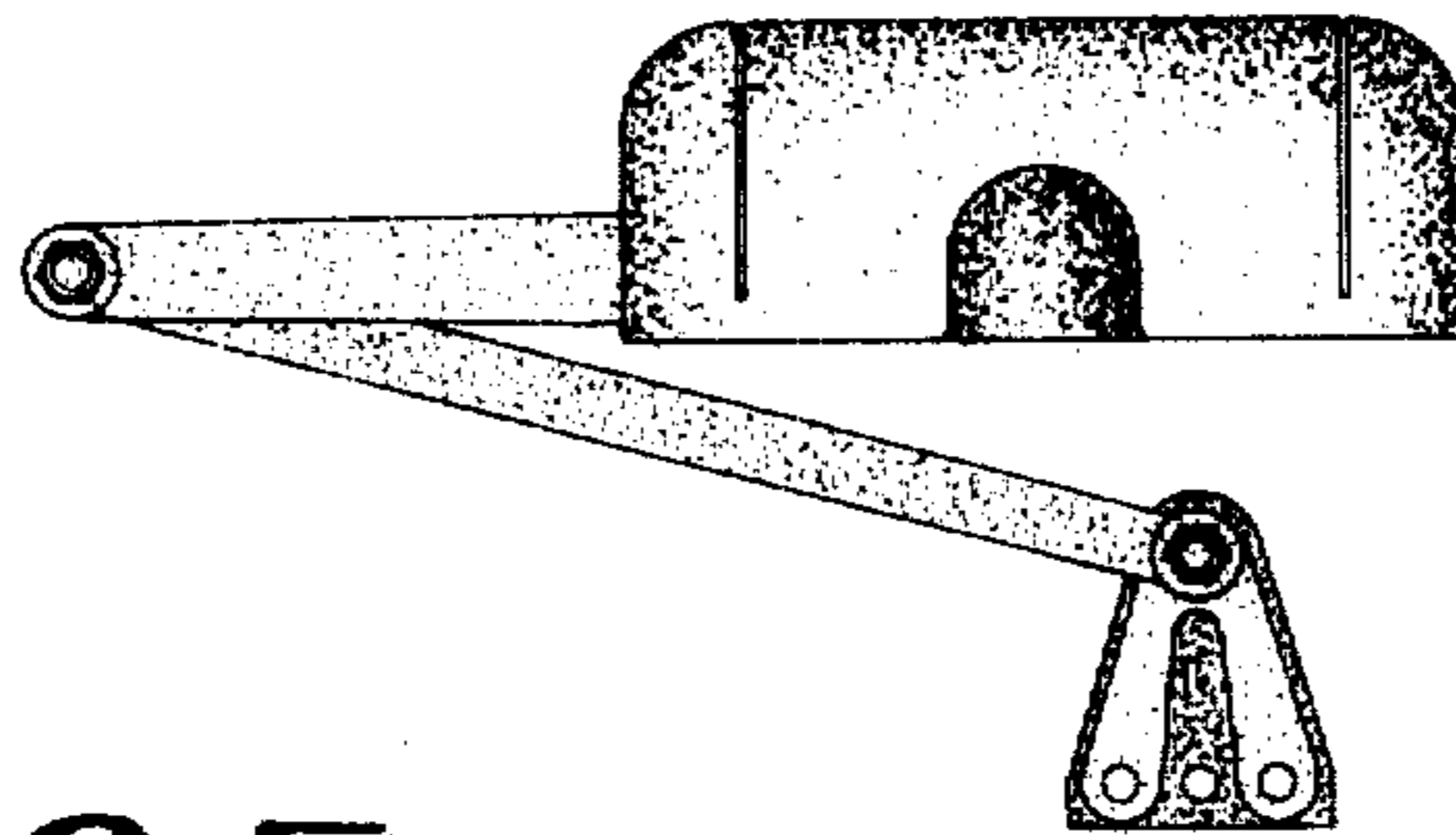


FIG. 6

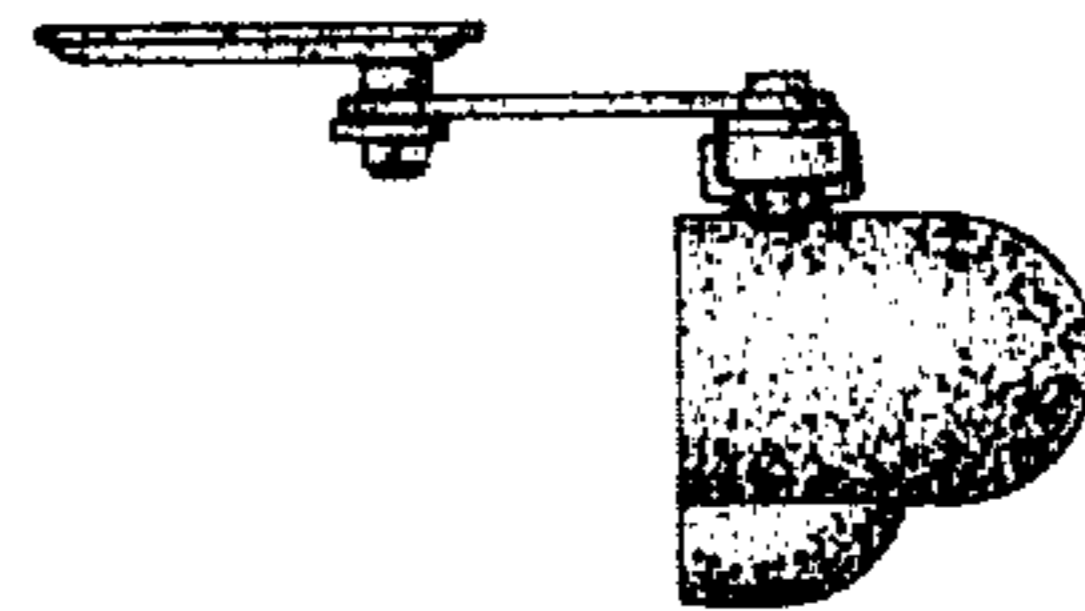


FIG. 5

