

[54] **NIPPLE FOR A SCREW CAP BOTTLE**
 [75] Inventor: **Anthony Chrones, Warwick, R.I.**
 [73] Assignee: **Gerber Products Company, Fremont, Mich.**
 [*] Notice: The portion of the term of this patent subsequent to May 11, 1996 has been disclaimed.
 [**] Term: **14 Years**
 [21] Appl. No.: **215,746**
 [22] Filed: **Dec. 12, 1980**
 [51] Int. Cl. **D24—04**
 [52] U.S. Cl. **D24/46**
 [58] Field of Search **D24/46; 215/11 R, 11 A, 215/11 B, 11 C, 11 E; 128/36, 252**

3,082,770 3/1963 Straub 128/252
 3,777,753 12/1973 Kesselring et al. 128/252

FOREIGN PATENT DOCUMENTS

1213988 4/1960 France 215/11 R

OTHER PUBLICATIONS

Nuk Sauger Functional Preventive Orthodontic Program, ©1963, p. 11, Orthodontic Nipple.

Primary Examiner—Bernard Ansher
Attorney, Agent, or Firm—Townsend and Townsend

[57] **CLAIM**


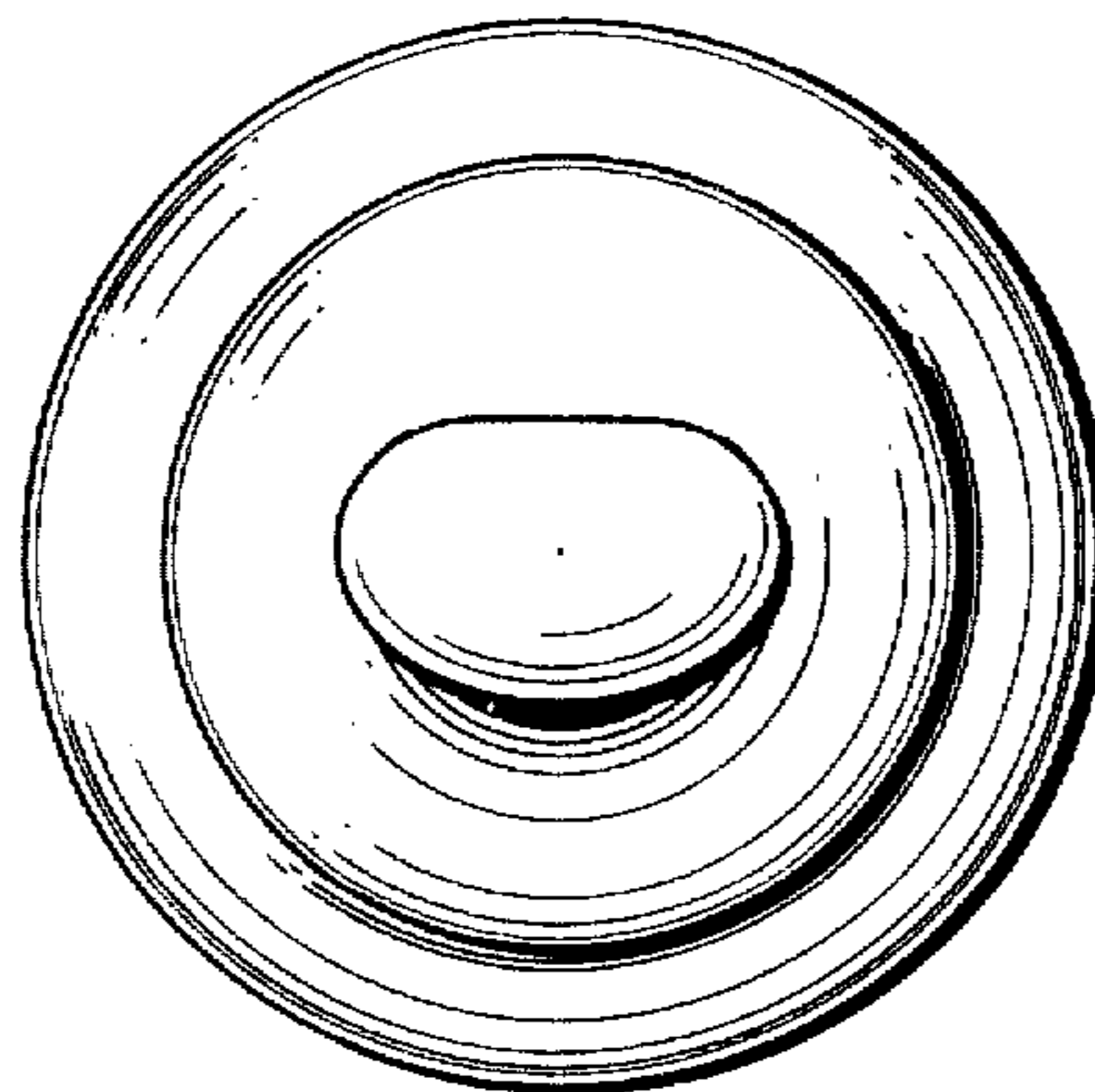
The ornamental design for a nipple for a screw cap bottle, as shown and described.

DESCRIPTION

FIG. 1 is a front view of a nipple for a screw cap bottle embodying my new design, the bottle being shown in dotted lines;
 FIG. 2 is a top plan view of the nipple;
 FIG. 3 is a bottom view thereof;
 FIG. 4 is a rear view thereof; and
 FIG. 5 is a side elevation thereof.
 The broken lines are shown for illustrative purposes only.

[56] **References Cited**
U.S. PATENT DOCUMENTS

D. 142,980 11/1945 Bery D24/46
 D. 231,033 3/1974 Sofro D24/46
 D. 264,380 5/1982 Chrones D24/46
 3,075,666 1/1963 Hoffstein 215/11 E



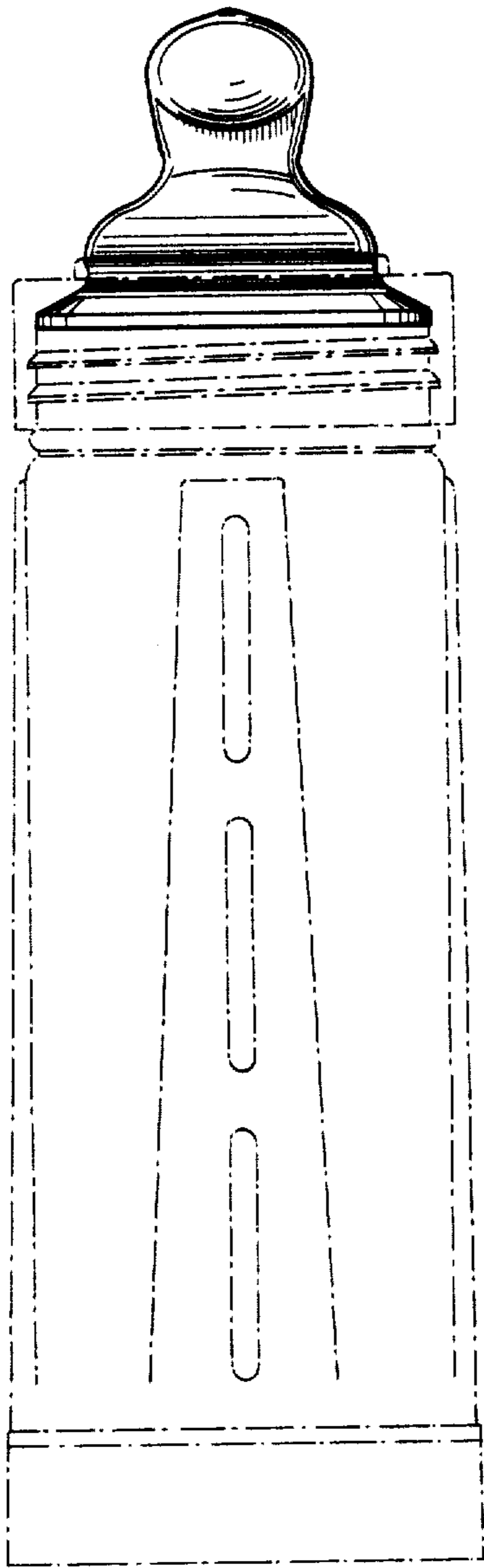


FIG. 1

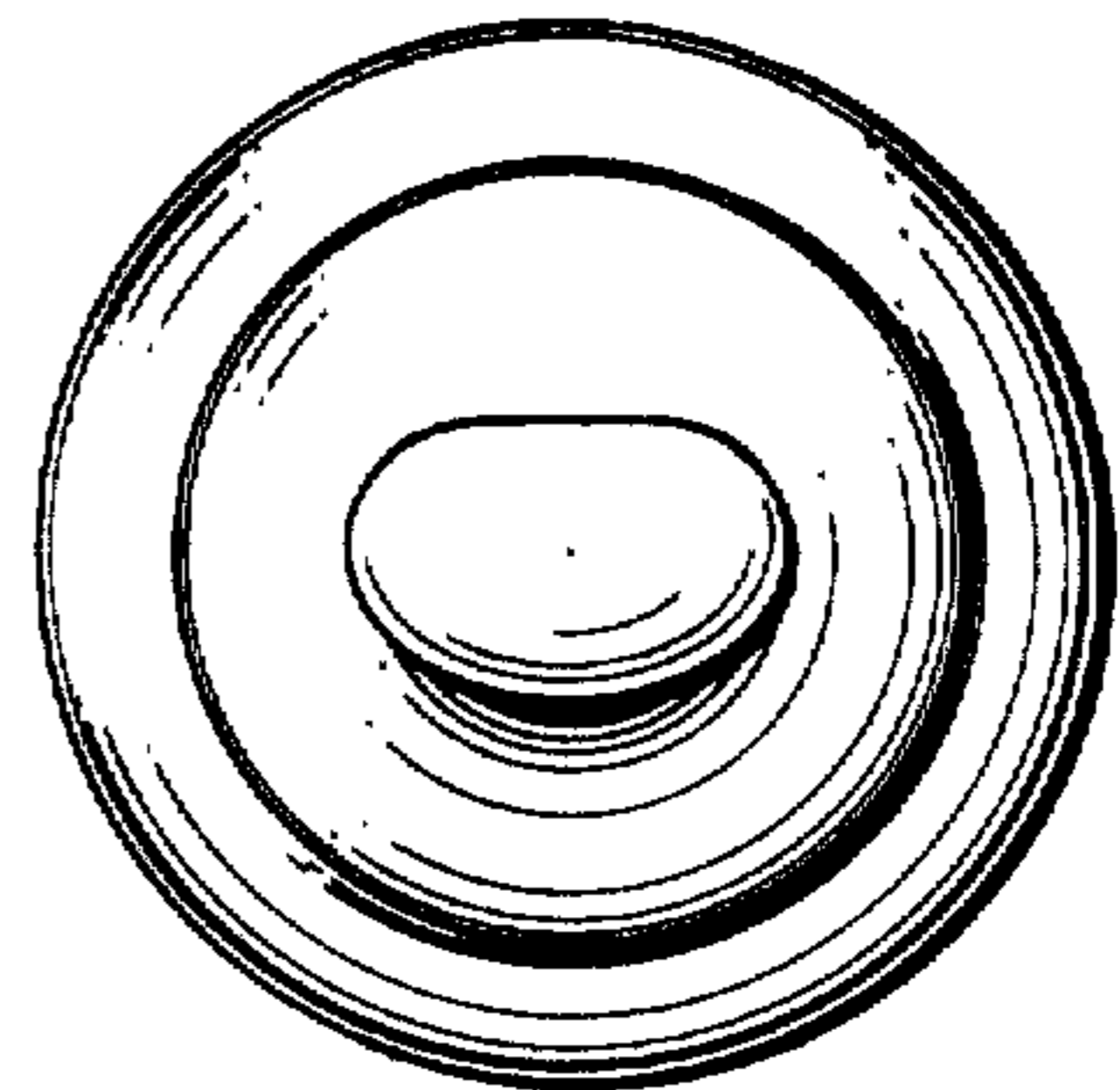


FIG. 2

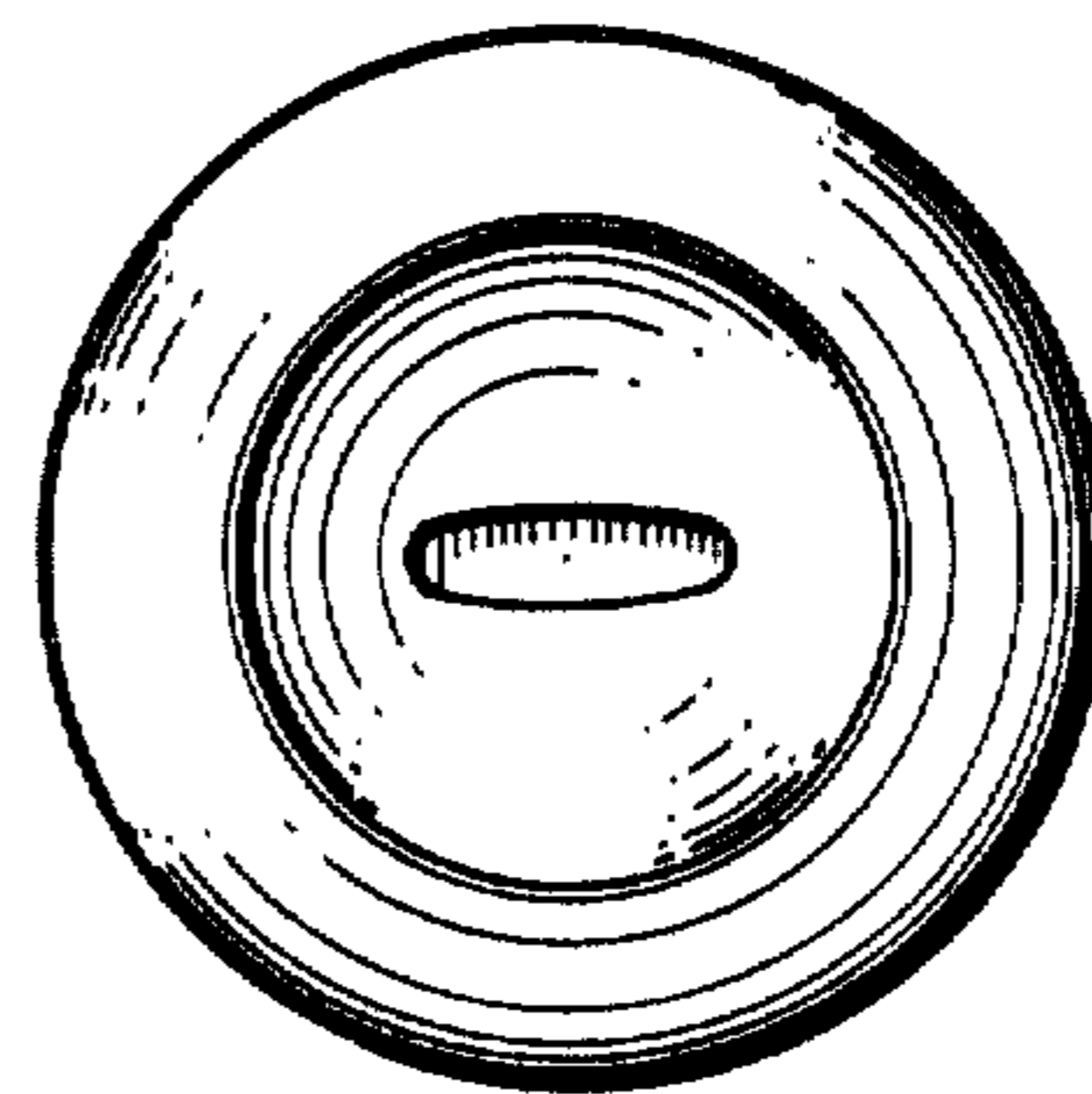


FIG. 3




FIG. 4




FIG. 5