

[54] TELEPHONE SWITCH-CONNECTOR ASSEMBLY

[75] Inventors: Frank B. Manning, Boston; Peter R. Kramer, Cambridge, both of Mass.; T. Pat Manning, St. Peters, Mo.

[73] Assignee: Zoom Telephonics, Inc., Boston, Mass.

[**] Term: 14 Years

[21] Appl. No.: 224,913

[22] Filed: Jan. 14, 1981

[51] Int. Cl. D14-03

[52] U.S. Cl. D14/59; D13/32

[58] Field of Search 179/166, 169, 84 C; D14/59, 7; D13/32

[56] References Cited

U.S. PATENT DOCUMENTS

- D. 246,852 1/1978 Deitch D14/59
- D. 249,506 9/1978 Arai D14/32
- D. 254,001 1/1980 Mayo D13/59 X
- 3,027,432 3/1962 Jordan et al. .

OTHER PUBLICATIONS

Radio Shack, 1977, p. 109, Item "T", Modular Adapter.

Primary Examiner—Bernard Ansher
Attorney, Agent, or Firm—James E. Mrose

[57] CLAIM

The ornamental design for a telephone switch-connector assembly, substantially as shown.

DESCRIPTION

FIG. 1 is a top plan view of a telephone switch-connector assembly showing our new design;

FIG. 2 is a bottom plan view of the same telephone switch-connector assembly;

FIG. 3 is a side view thereof, looking toward the left side of the telephone switch-connector assembly in FIG. 1;

FIG. 4 is a side view thereof, looking toward the right side of the telephone switch-connector assembly in FIG. 1;

FIG. 5 is an end view thereof, looking toward the top of the telephone switch-connector assembly as it is shown in FIG. 1; and

FIG. 6 is an end view thereof, looking toward the bottom of the telephone switch-connector assembly as it is shown in FIG. 1.

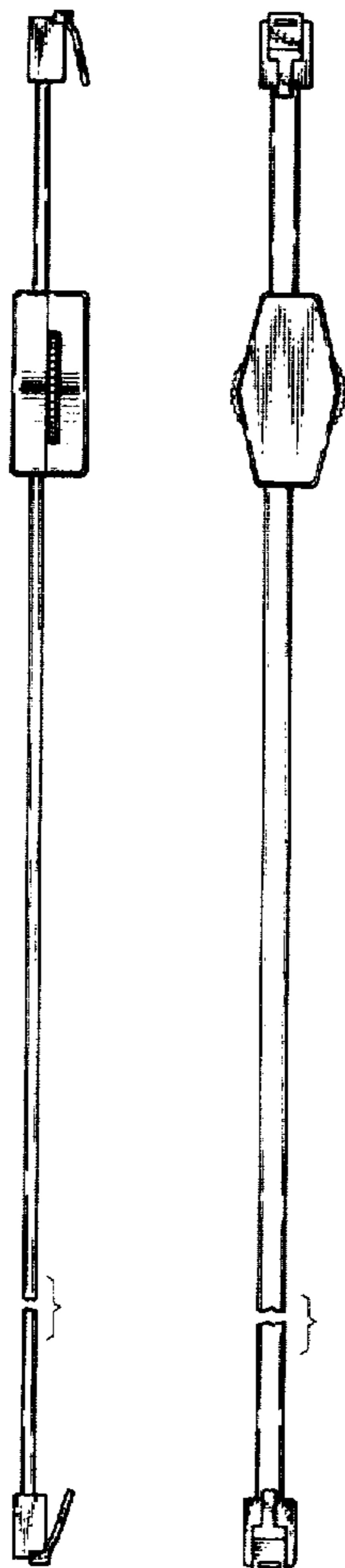


FIG. 1.

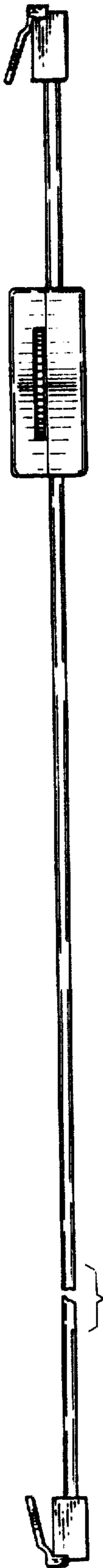


FIG. 2.

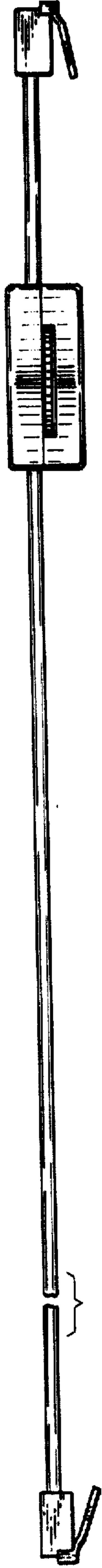


FIG. 3.

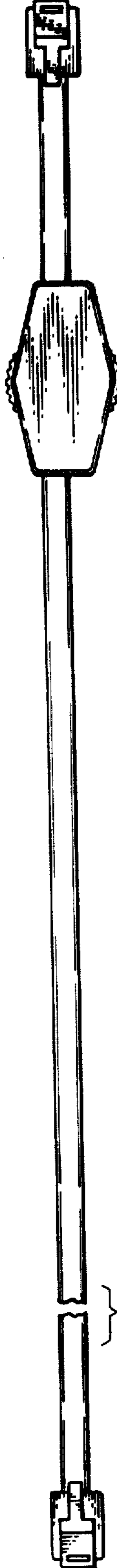


FIG. 4.

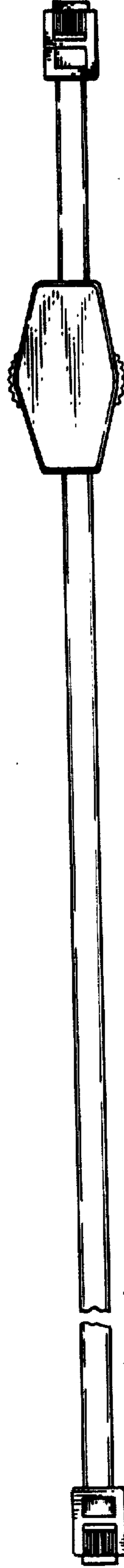


FIG. 5.



FIG. 6.

