

[54] **TIRE**  
 [75] Inventor: **Robert L. Newton**, Lakeville, Ind.  
 [73] Assignee: **Hoosier Racing Tire Corporation**,  
 Lakeville, Ind.  
 [\*\*] Term: **14 Years**  
 [21] Appl. No.: **334,578**  
 [22] Filed: **Dec. 28, 1981**  
 [51] Int. Cl. .... **D12-15**  
 [52] U.S. Cl. .... **D12/140; D12/145**  
 [58] Field of Search ..... **D12/140, 145, 146-151;**  
**152/209 R, 209 D, 209 NT, 209 WT, 209 B**

[56] **References Cited**  
**U.S. PATENT DOCUMENTS**  
 D. 104,499 5/1937 Mooradian ..... D12/140  
 D. 237,480 11/1975 Pules et al. .... D12/145  
**OTHER PUBLICATIONS**  
 1971 Tread Design Guide, Michelin XS Sahara Sand  
 1-Ply Tire, second tire in from bottom right side of  
 page, p. 213.

1971 Tread Design Guide, p. 220, Toyo D-1 Tire, top  
 right side of page.  
 1971 Tread Design Guide, p. 225, B. F. Goodrich Rear  
 Wheel Turf Traction Silvertown Tire, center left side of  
 page.  
 1981 Tread Design Guide, p. 132, Dick Cepck Knobby  
 Tire, top left side of page.

*Primary Examiner*—James M. Gandy  
*Attorney, Agent, or Firm*—Marmaduke A. Hobbs

[57] **CLAIM**  
 The ornamental design for a tire, substantially as shown  
 and described.

**DESCRIPTION**

FIG. 1 is a perspective view of a tire showing my new  
 design, it being understood that the tread pattern is  
 repeated throughout the circumference of the tire and  
 the opposite side being substantially the same as that  
 shown;  
 FIG. 2 is a side elevational view thereof;  
 FIG. 3 is a front elevational view thereof; and  
 FIG. 4 is a fragmentary cross-sectional view thereof  
 taken along line 4-4 in FIG. 3.

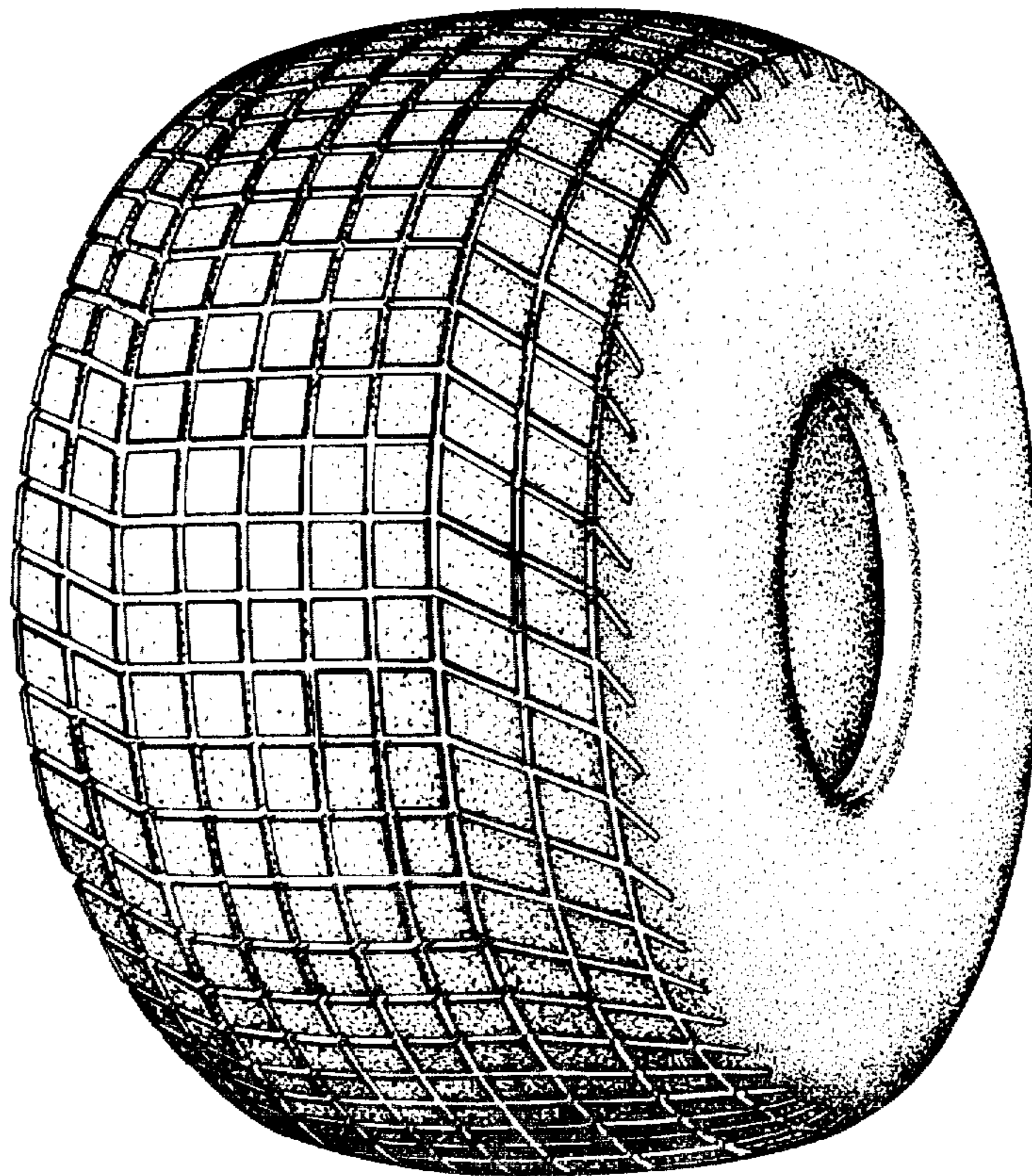


Fig. 1

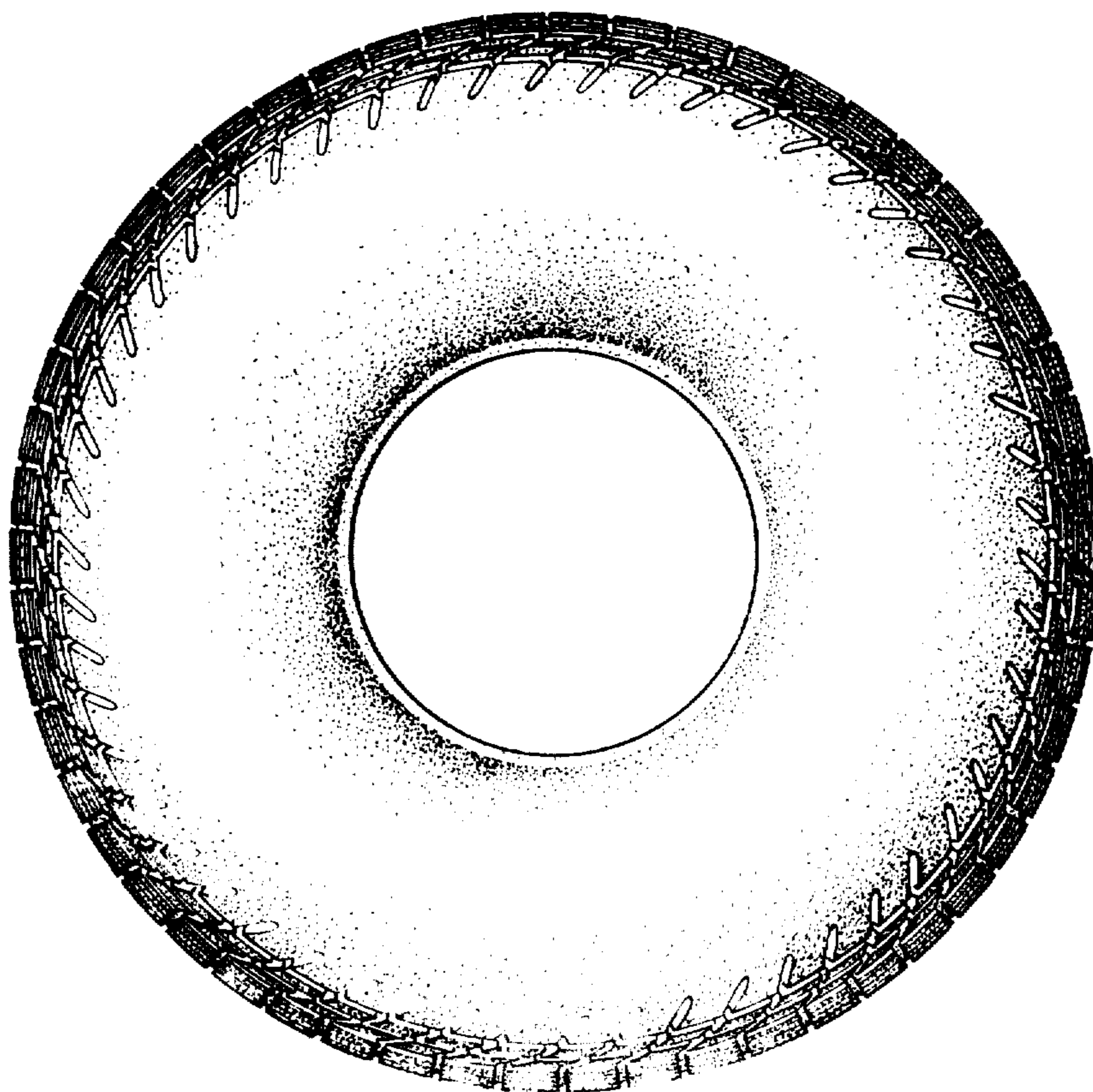
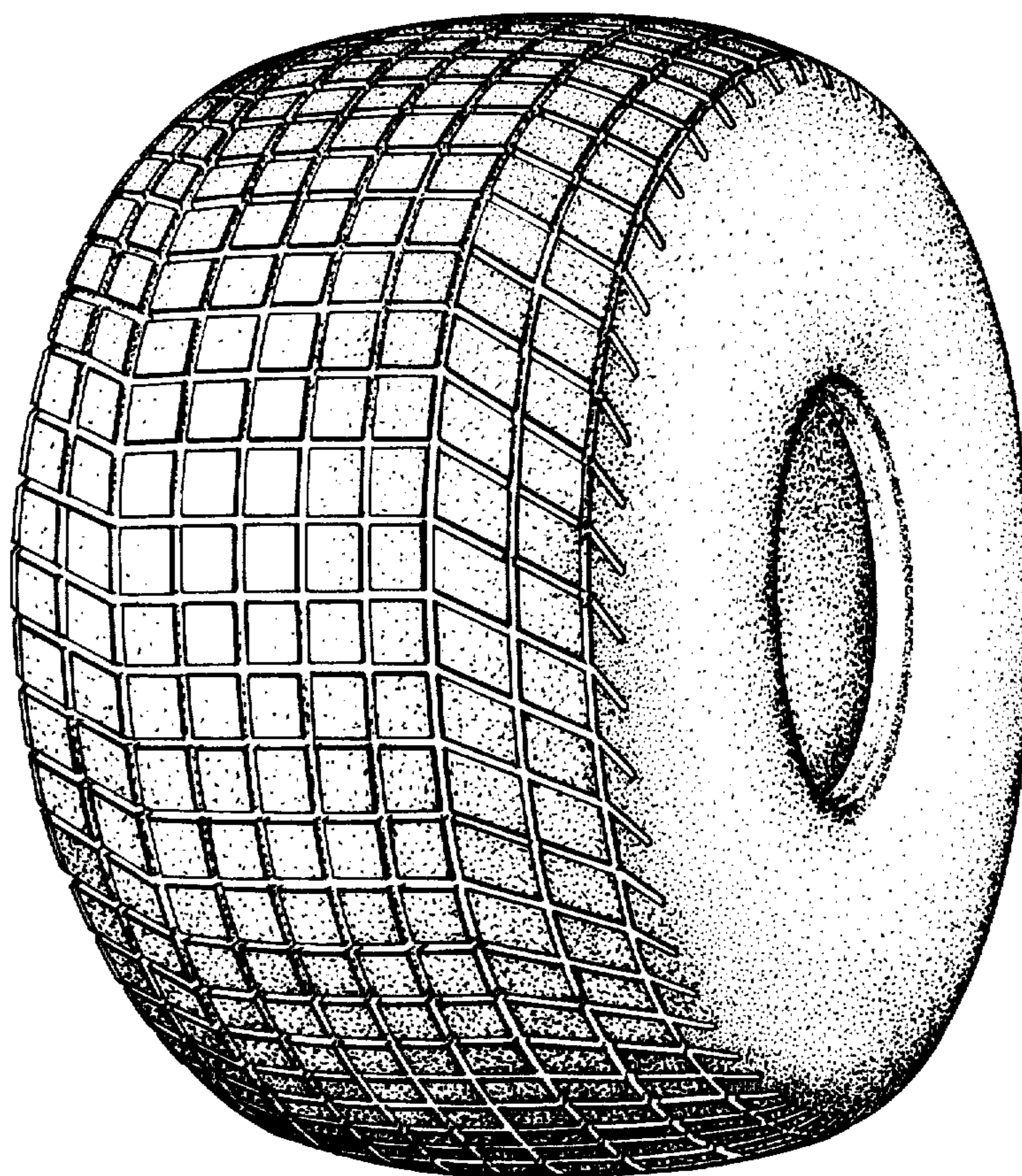


Fig. 2

Fig. 3

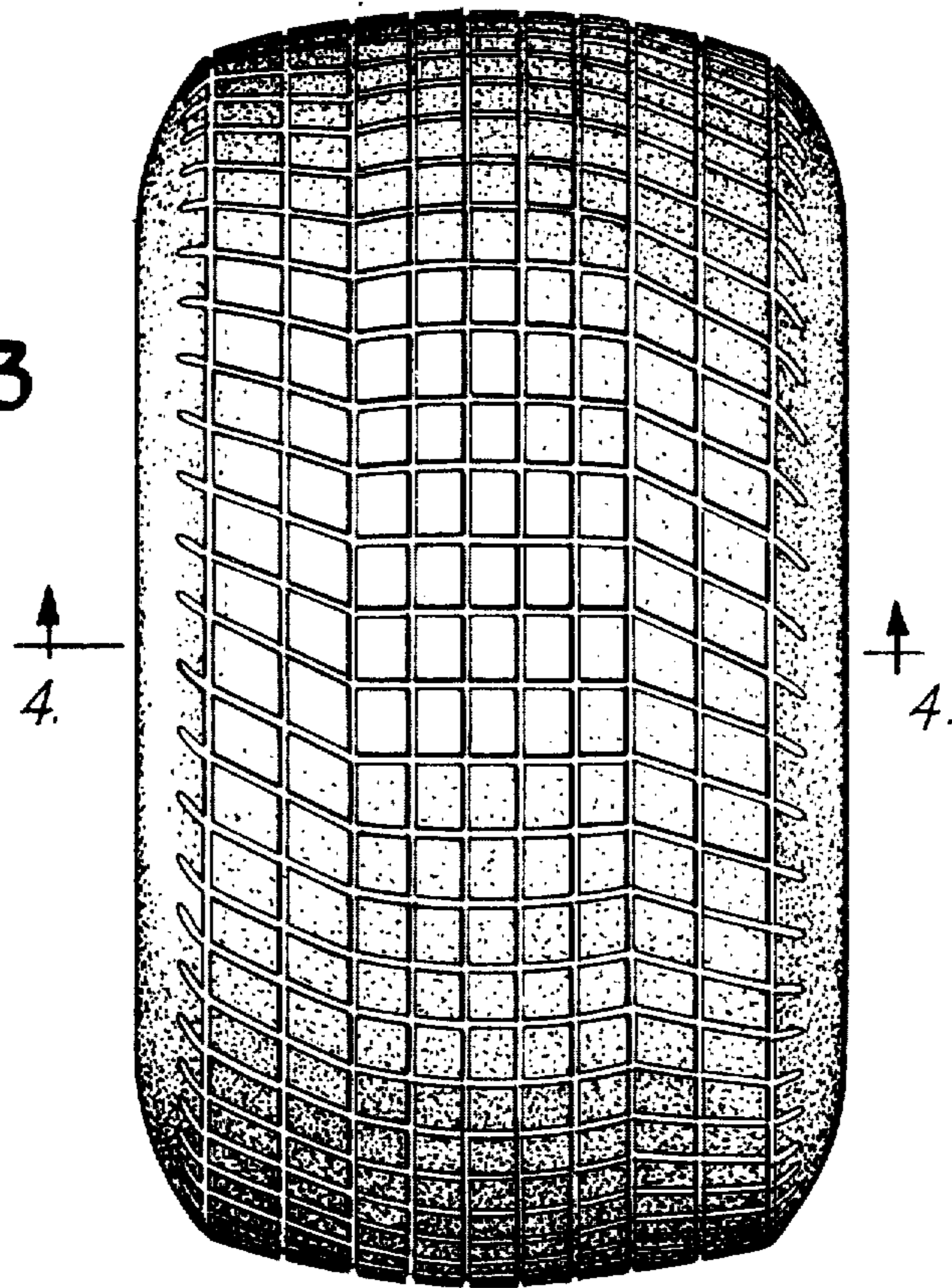


Fig. 4

