

[54] DISPLAY CASE

[75] Inventor: Frank W. Brittner, Pittsburgh, Pa.
[73] Assignee: J & J Snack Food Corp., Pennsauken, N.J.

[**] Term: 14 Years

[21] Appl. No.: 265,729

[22] Filed: May 21, 1981

[51] Int. Cl. D06-04

[52] U.S. Cl. D6/172

[58] Field of Search D6/85, 167, 172, 173,
D6/174, 175, 181; 312/114, 115; 362/125, 127,
133

[56] References Cited

U.S. PATENT DOCUMENTS

D. 238,471	1/1976	Roderick	D6/181	X
D. 239,242	3/1976	Kapnek	D6/172	X
D. 239,685	4/1976	Peterson	D6/172	X
D. 244,259	5/1977	Bergstein	D6/172	X
D. 244,981	7/1977	Austin	D6/172	X
2,031,908	2/1936	Sawin	312/114	X


Primary Examiner—Joel Stearman
Assistant Examiner—Carmen H. Vales
Attorney, Agent, or Firm—Steele, Gould & Fried

[57] CLAIM

The ornamental design for a display case, as shown or described.

DESCRIPTION

FIG. 1 is a bottom perspective view of a display case showing my new design;
FIG. 2 is a front elevational view thereof;
FIG. 3 is a rear elevational view thereof;
FIG. 4 is a left side elevational view thereof with the cord of FIG. 3 omitted for convenience of illustration only;
FIG. 5 is a right side elevational view thereof with the cord of FIG. 3 omitted for convenience of illustration only;
FIG. 6 is a top plan view thereof with the cord of FIG. 3 broken away for convenience illustration only; and
FIG. 7 is a bottom plan view thereof with the cord of FIG. 3 broken away for convenience of illustration only.






FIG. 1




FIG. 2




FIG. 3

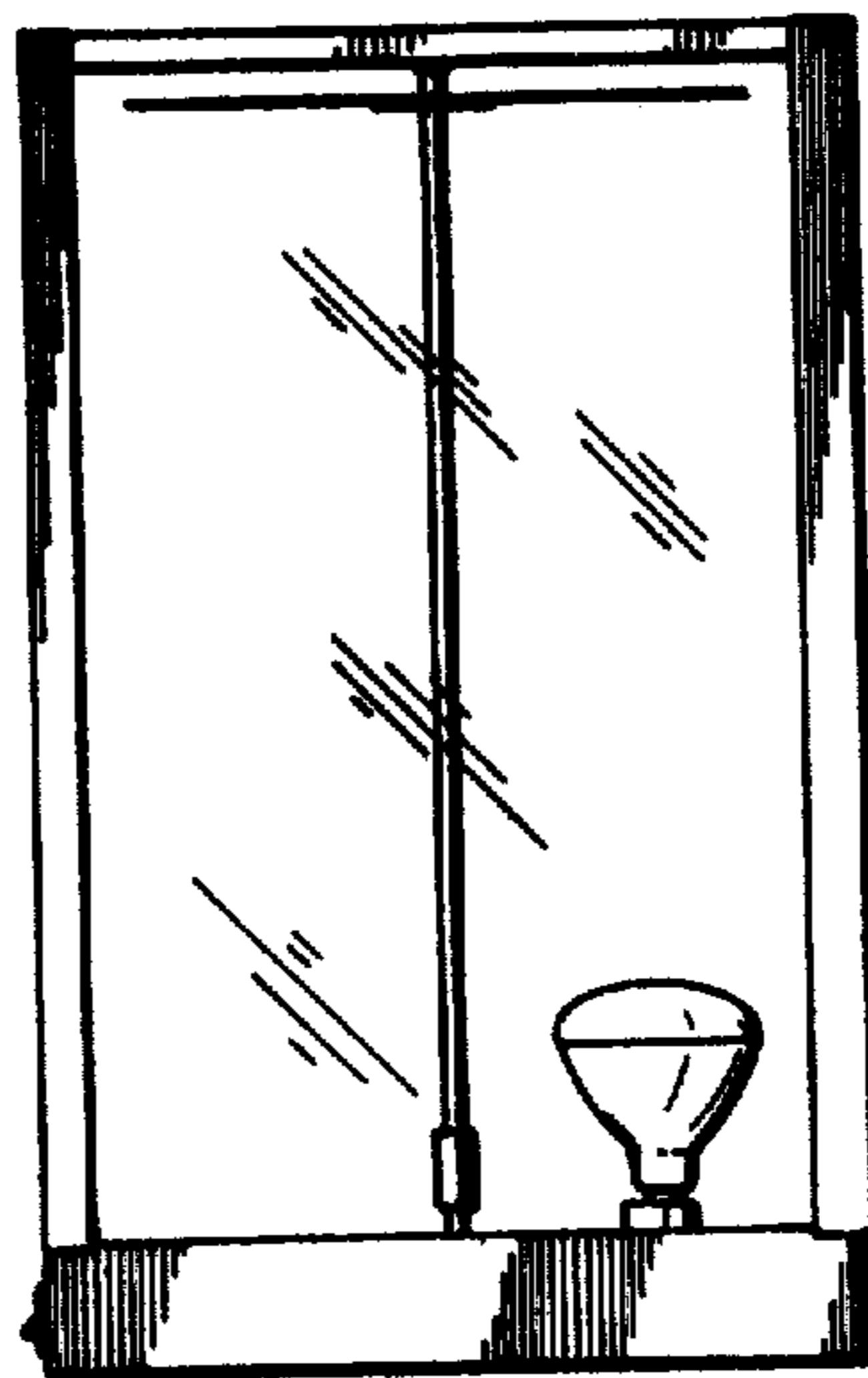


FIG. 4

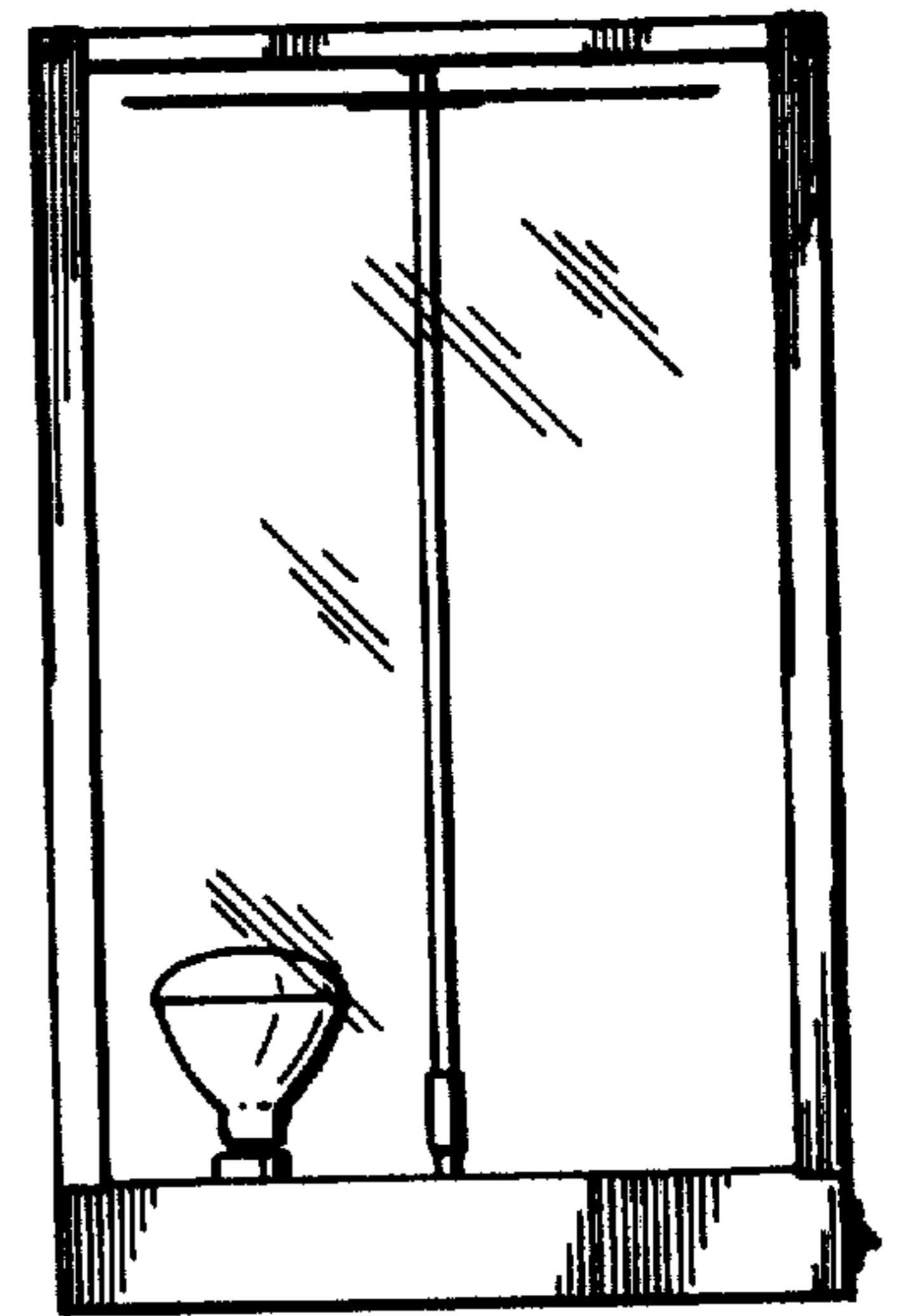


FIG. 5




FIG. 6

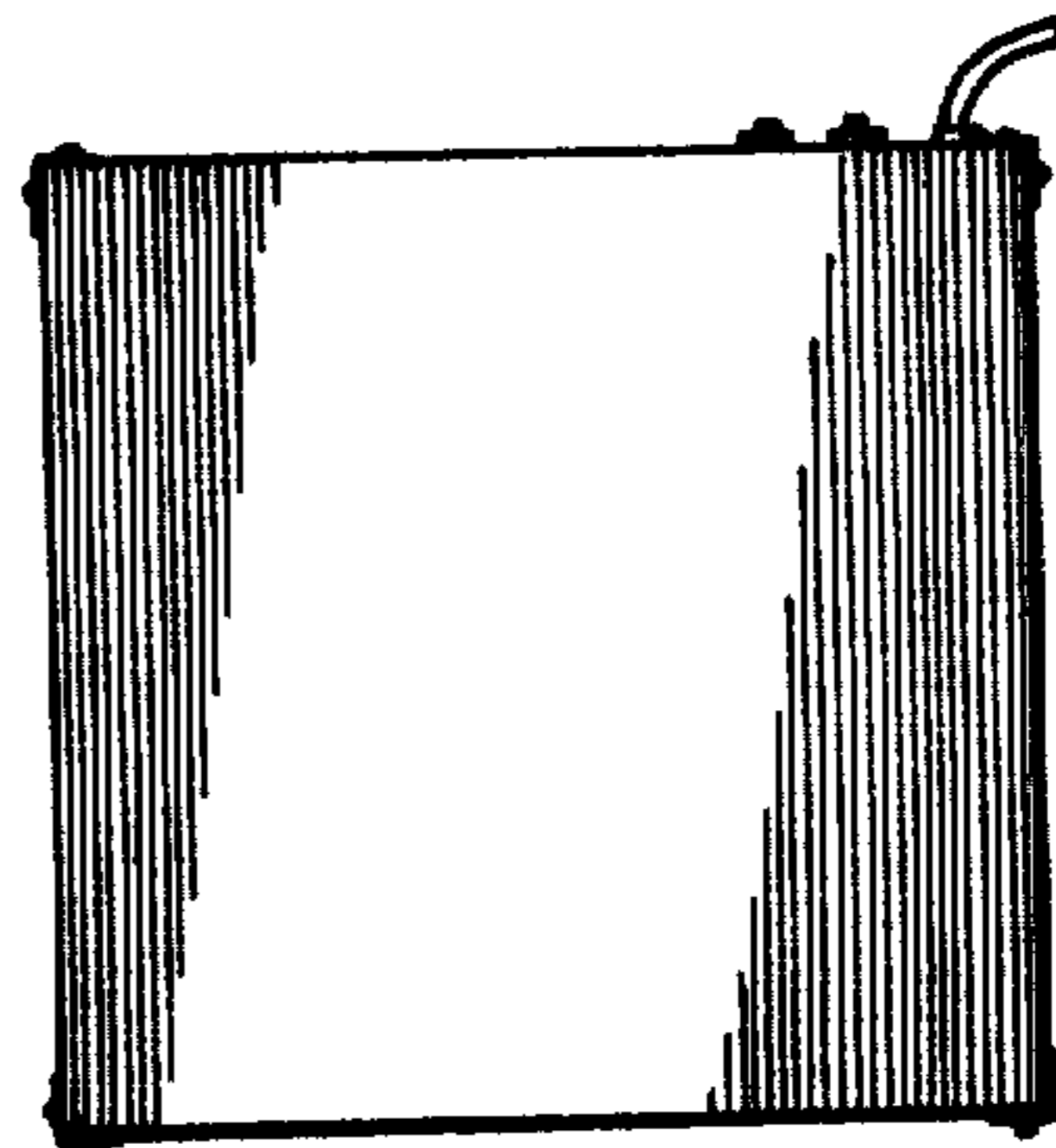


FIG. 7