

[54] STORAGE TRAY FOR PRINTWHEELS

[75] Inventor: Craig D. Drake, Muscatine, Iowa

[73] Assignee: Ring King Visibles, Inc., Muscatine, Iowa

[**] Term: 14 Years

[21] Appl. No.: 350,340

[22] Filed: Feb. 19, 1982

[51] Int. Cl. D3-02

[52] U.S. Cl. D3/74; D3/35; D3/78; D19/26

[58] Field of Search D3/30.1, 33, 35, 60, D3/74, 75, 77, 78; 206/387, 0.83, 0.84, 562-563; D9/341, 345, 347; D19/26-33

[56] References Cited

U.S. PATENT DOCUMENTS

- D. 156,402 12/1949 Blackwell 206/0.83
- D. 176,783 1/1956 St. Thomas D3/74
- D. 221,193 7/1971 Goren D3/35
- D. 223,251 4/1972 Greubel D3/35
- D. 243,125 1/1977 Schnitzer D3/74

OTHER PUBLICATIONS

Brochure—Diskette and Data Filing Systems and Re-

lated Accessories—Ring King Visibles, Inc.—Form MAG782.

Primary Examiner—George P. Word
Attorney, Agent, or Firm—Neuman, Williams, Anderson & Olson

[57] CLAIM

The ornamental design for a storage tray for printwheels, as shown and described.

DESCRIPTION

FIG. 1 is a perspective view of a storage tray for printwheels showing my new design, with the cover partially open;

FIG. 2 is a top plan view thereof with the cover and latch closed;

FIG. 3 a top plan view thereof with the cover and latch fully open;

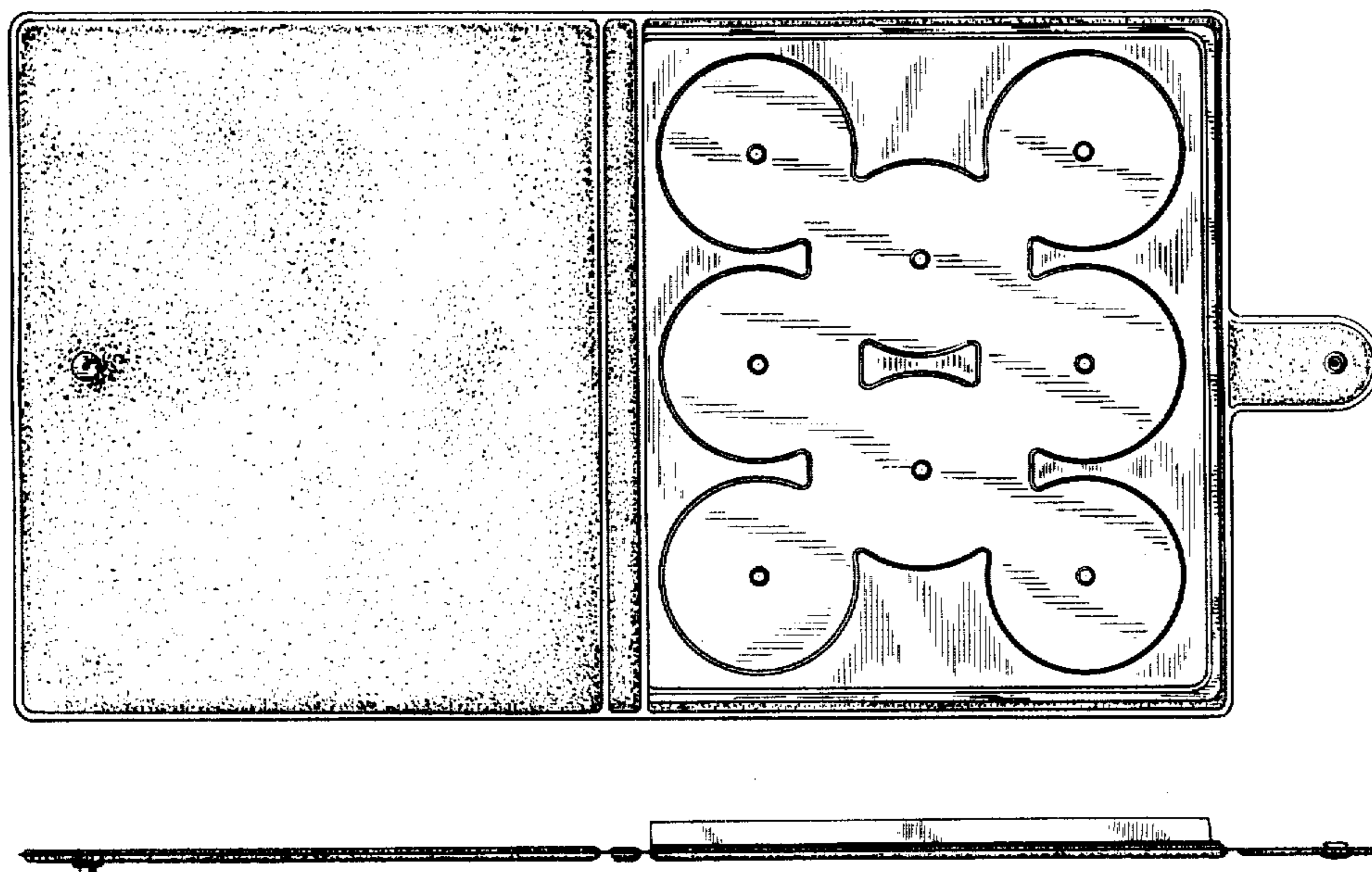
FIG. 4 is a front elevational view thereof with the cover and latch fully open;

FIG. 5 is a front view thereof with the cover and latch closed;

FIG. 6 is a right side elevational view with the cover and latch closed; and

FIG. 7 is a perspective view of another embodiment of a storage tray for printwheels showing my design, with the cover partially open.

The surfaces disposed downward in FIGS. 2, 5, 6 and 7 are plain and unadorned.



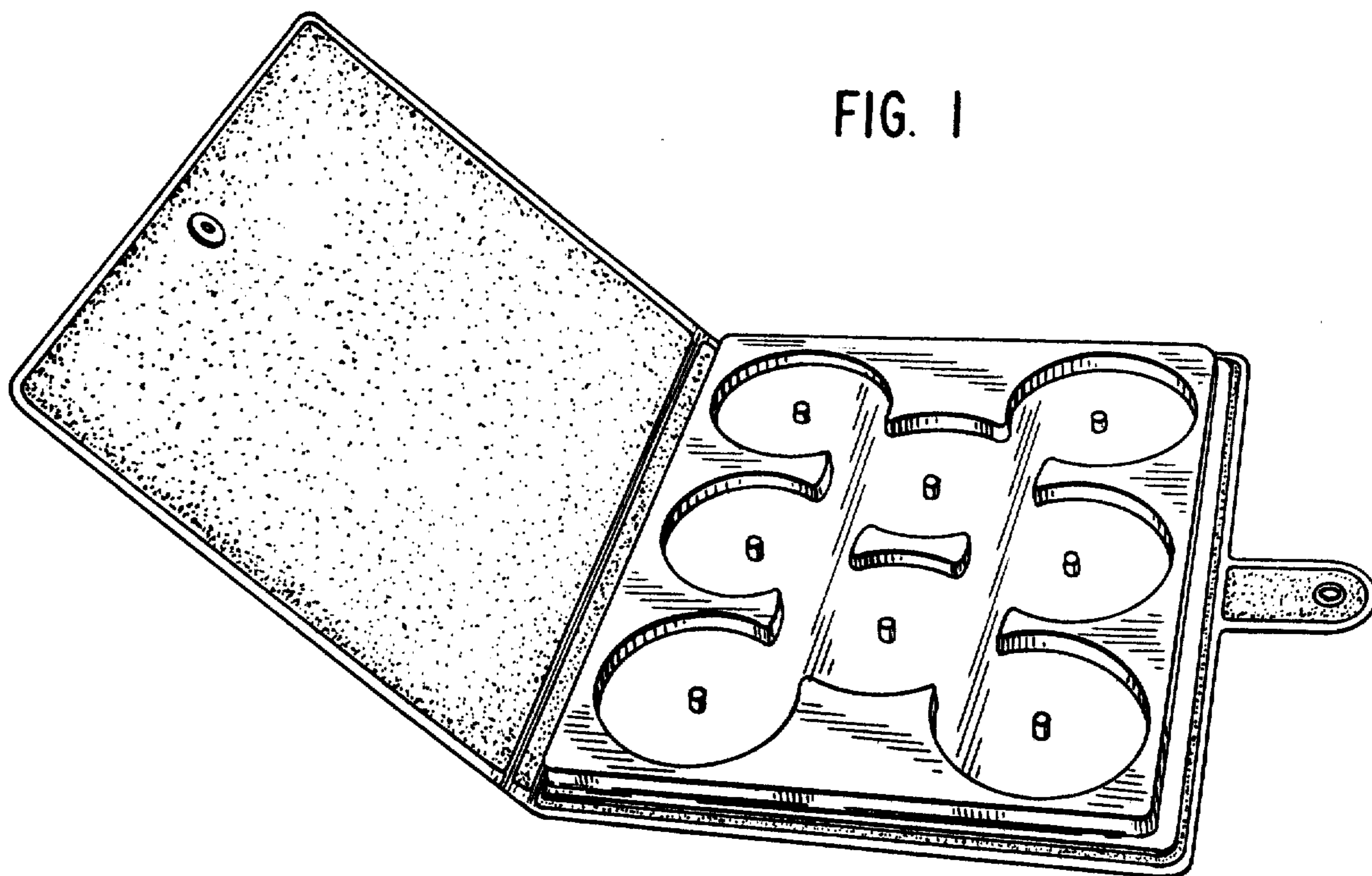


FIG. 1

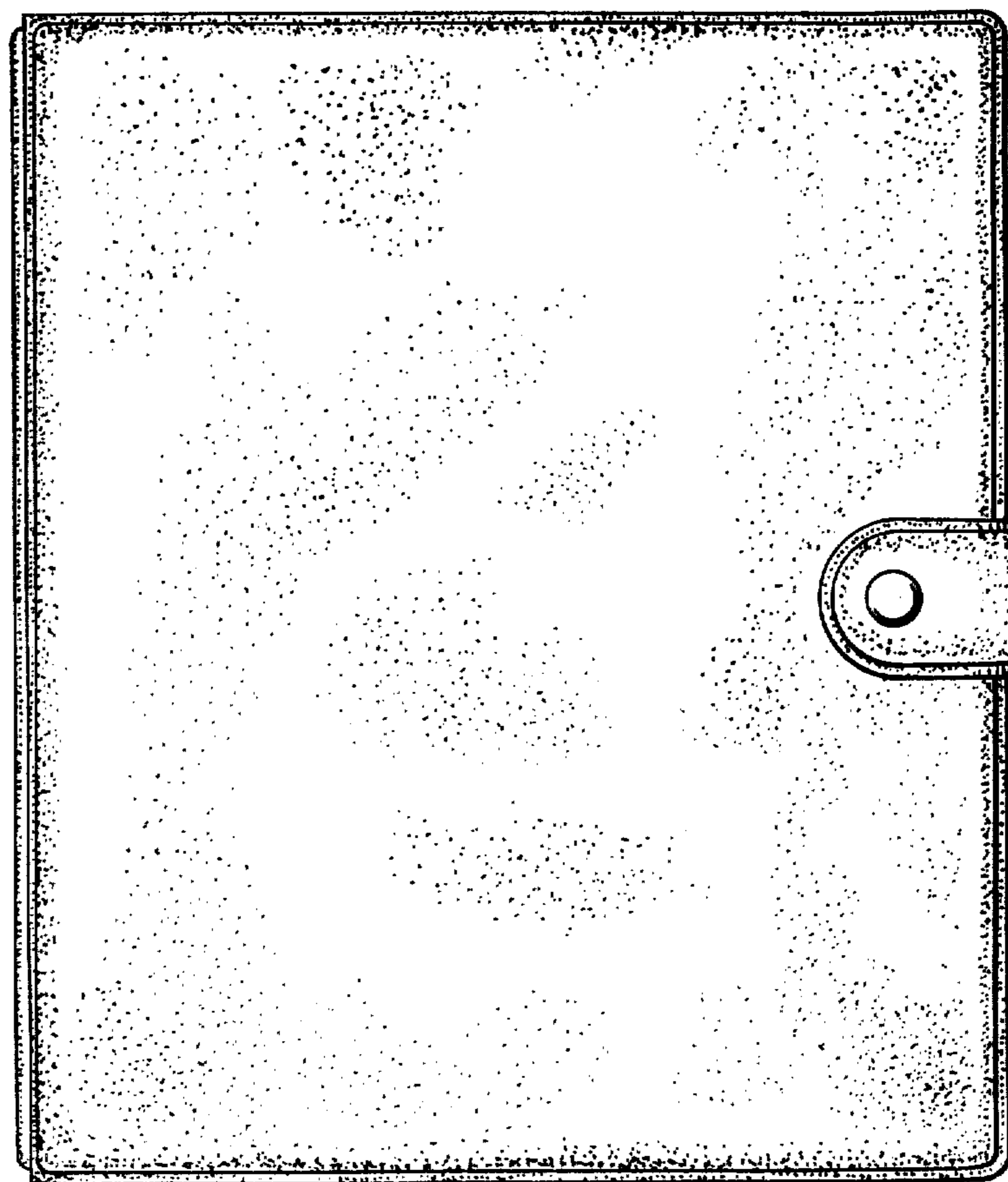


FIG. 2

FIG. 3

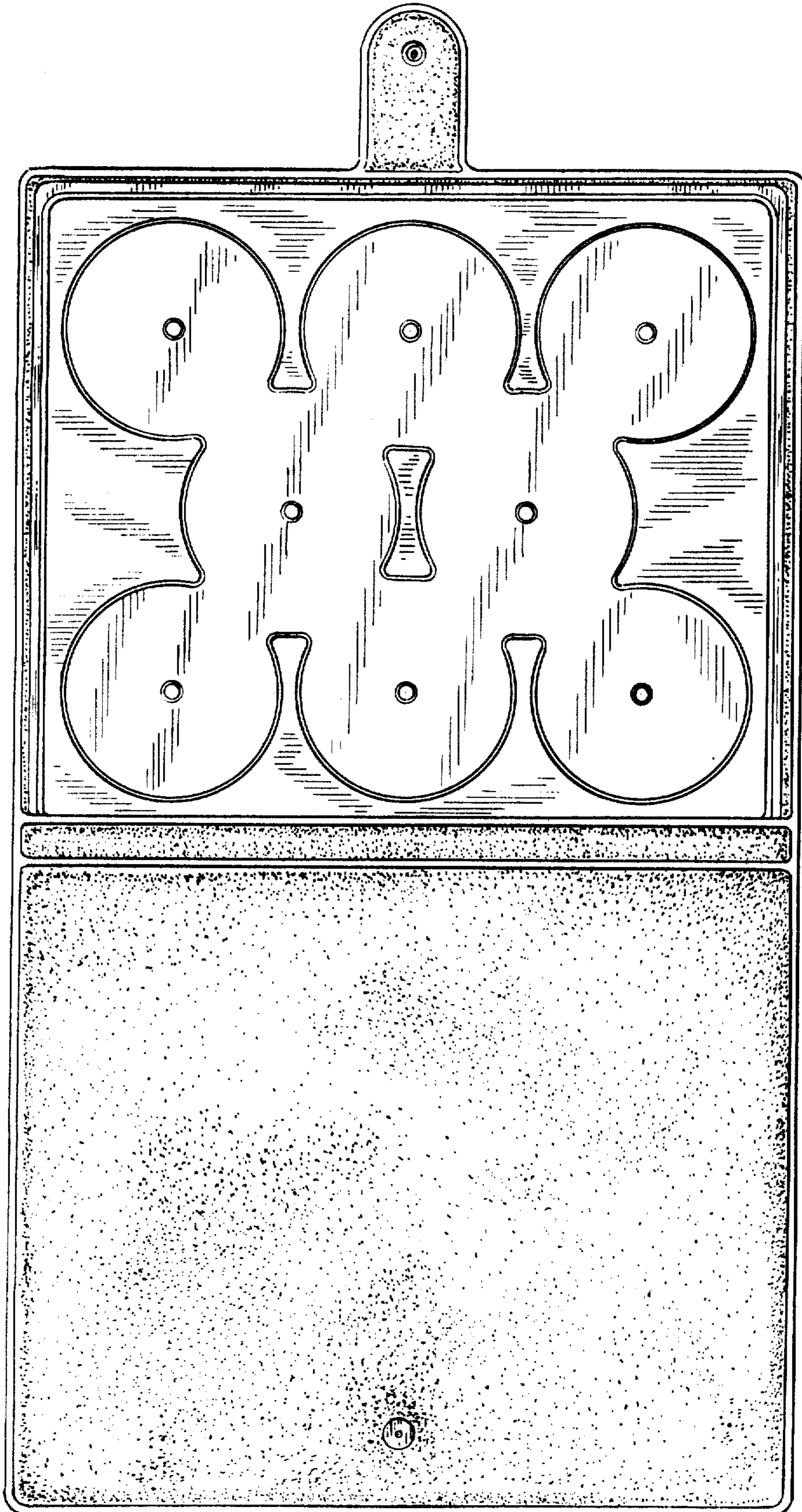


FIG. 4



FIG. 5




FIG. 6

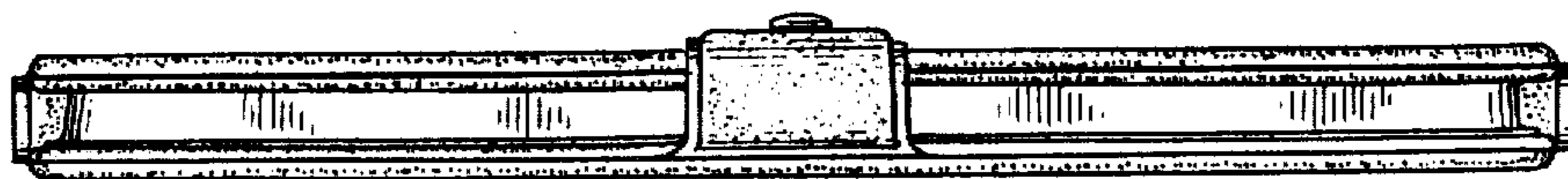


FIG. 7

