

[54] CASING FOR AUDITORY TRAINER RECEIVER

[75] Inventor: Wayne E. Morris, Brooklyn Park, Minn.

[73] Assignee: Telex Communications, Inc., Minneapolis, Minn.

[**] Term: 14 Years

[21] Appl. No.: 213,854

[22] Filed: Dec. 8, 1980

[51] Int. Cl. D14-01

[52] U.S. Cl. D14/70; D14/68; D24/35

[58] Field of Search D24/35; D14/95, 68, D14/70; 179/179, 107 R; 455/351, 89

[56] References Cited

U.S. PATENT DOCUMENTS

- D. 134,424 11/1942 King D24/35
- D. 135,443 4/1943 Decker D24/35
- D. 240,331 6/1976 Okada D14/68

- D. 243,409 2/1977 Eckmann D14/70
- D. 244,867 6/1977 Huntington et al. D14/68
- D. 263,143 2/1982 Huntington et al. D14/95
- D. 264,080 4/1982 Iwata D14/70
- 2,296,454 9/1942 Schauer 179/107 R
- 2,564,425 8/1951 Corso et al. 179/107 R


Primary Examiner—Wallace R. Burke
Assistant Examiner—Horace B. Fay, Jr.
Attorney, Agent, or Firm—Peterson, Palmatier, Sturm, Sjoquist & Baker, Ltd.

[57] CLAIM

The ornamental design for a casing for auditory trainer receiver, as shown.

DESCRIPTION

FIG. 1 is a perspective view of a casing for an auditory trainer receiver showing my new design; FIG. 2 is a front elevational view thereof; FIG. 3 is a side elevational view thereof; FIG. 4 is an elevational view of the opposite side thereof; FIG. 5 is a rear elevational view thereof; FIG. 6 is a top plan view thereof; and FIG. 7 is a bottom view thereof.






FIG. 1




FIG. 2




FIG. 3

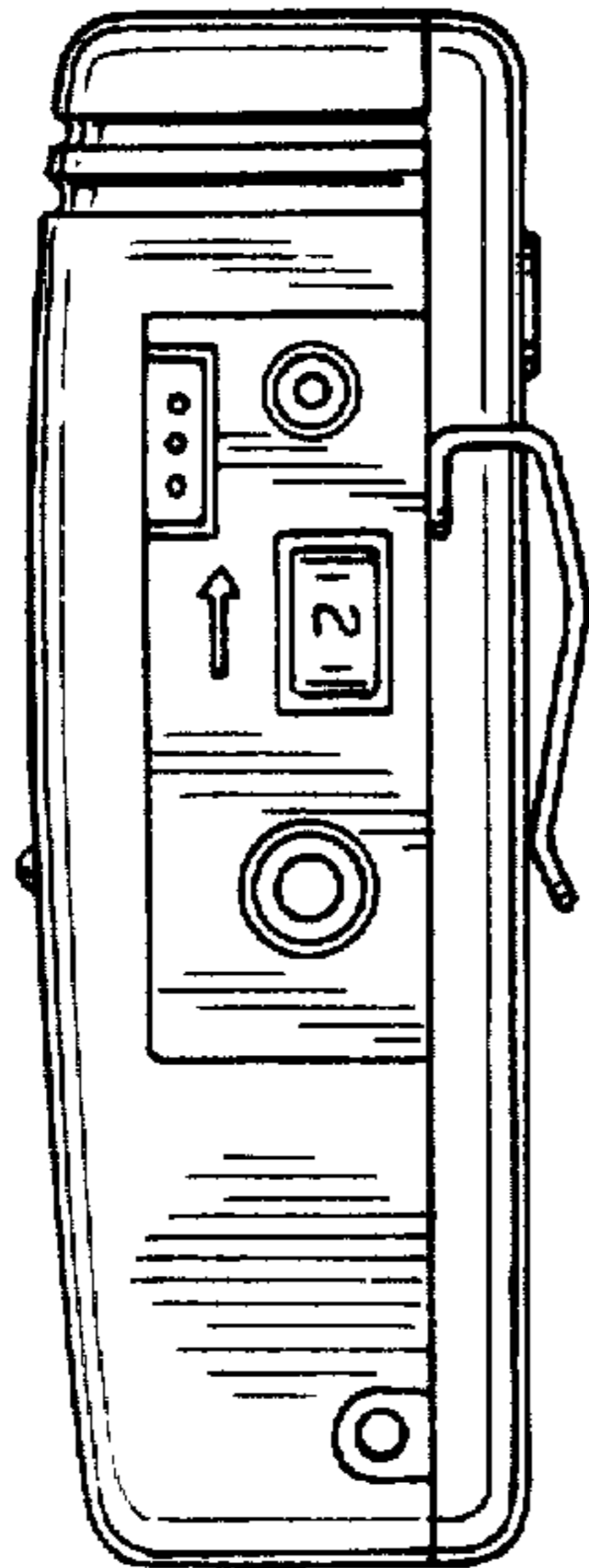


FIG. 4




FIG. 5

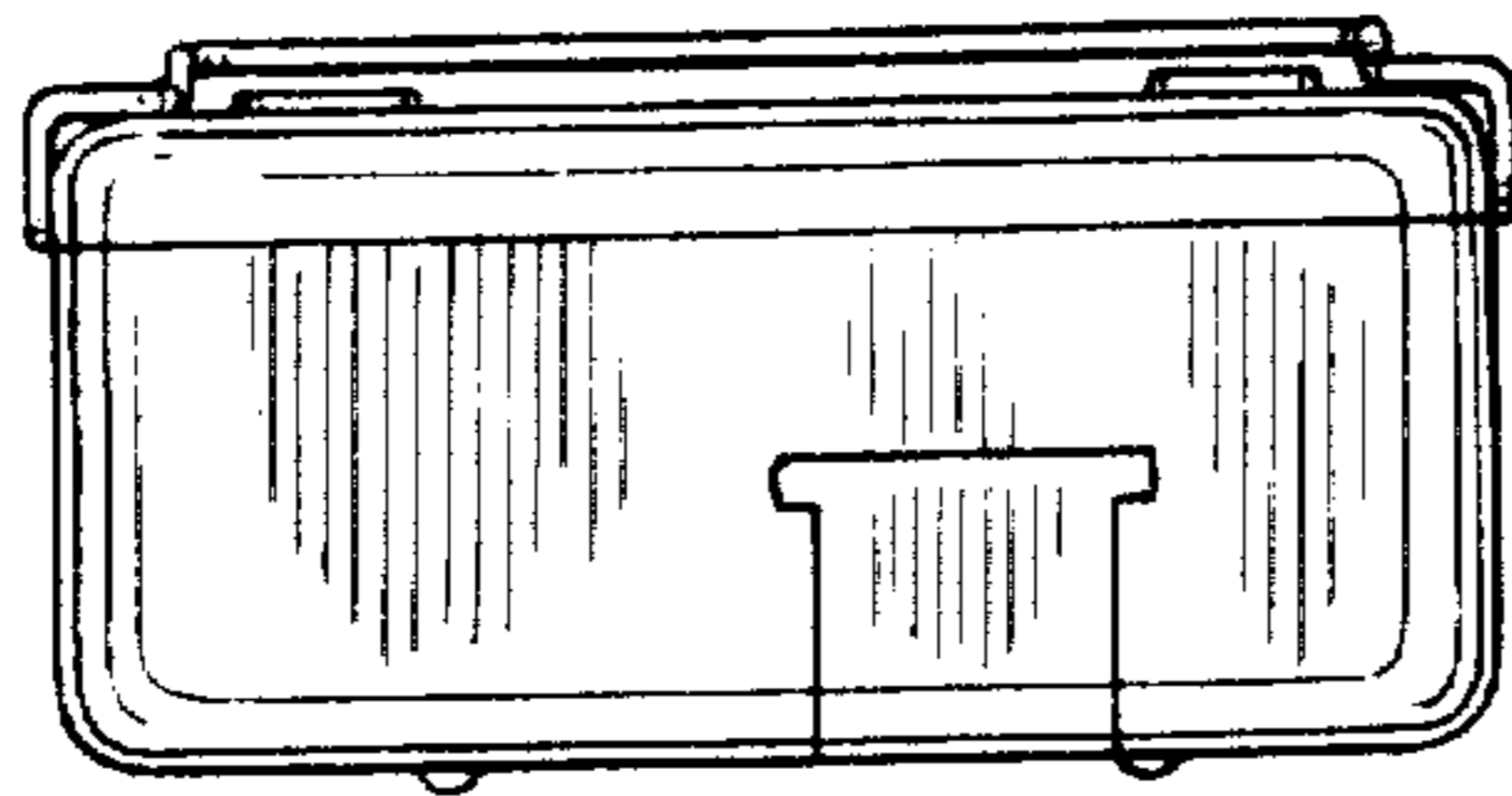


FIG. 6




FIG. 7